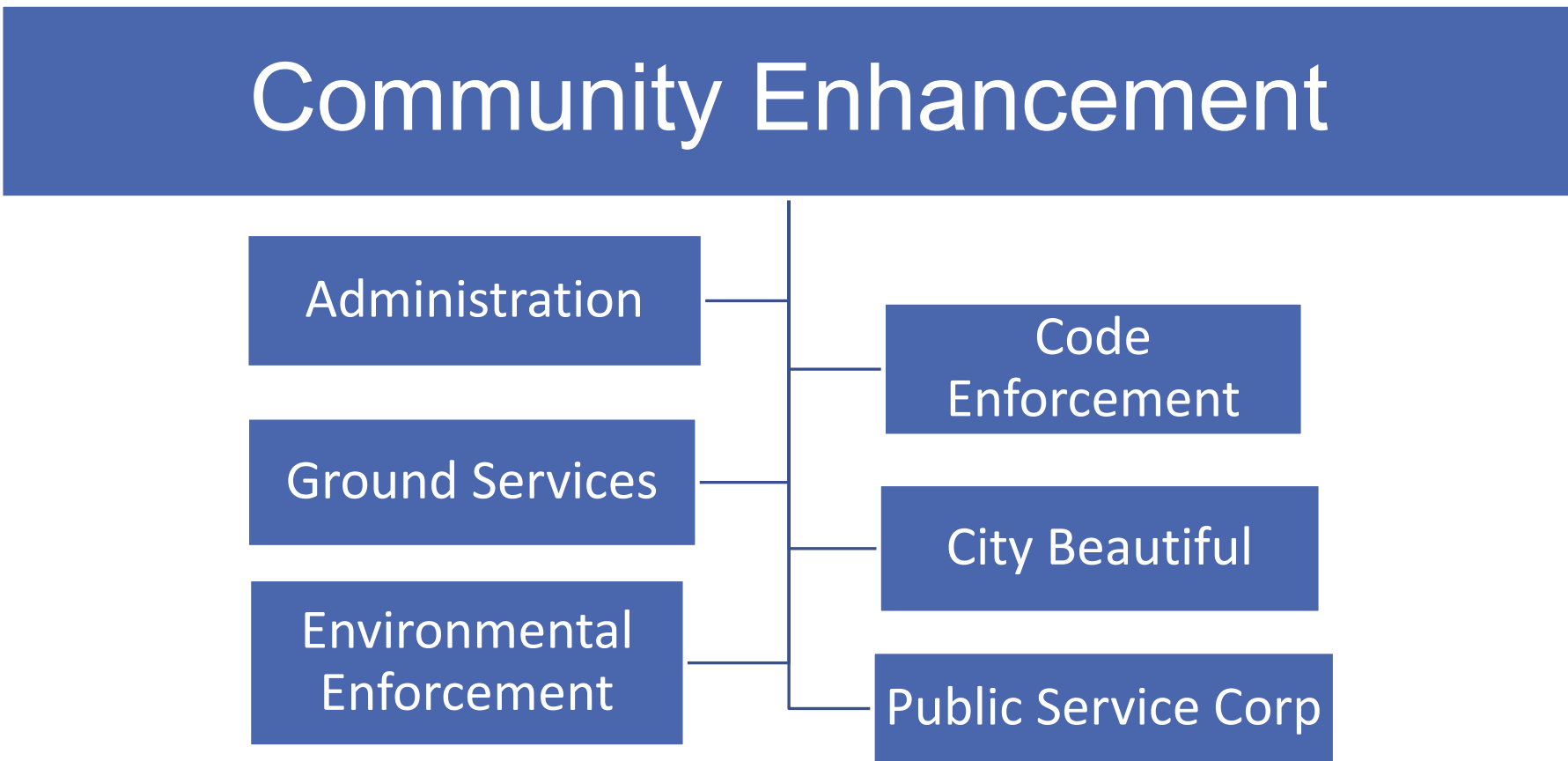


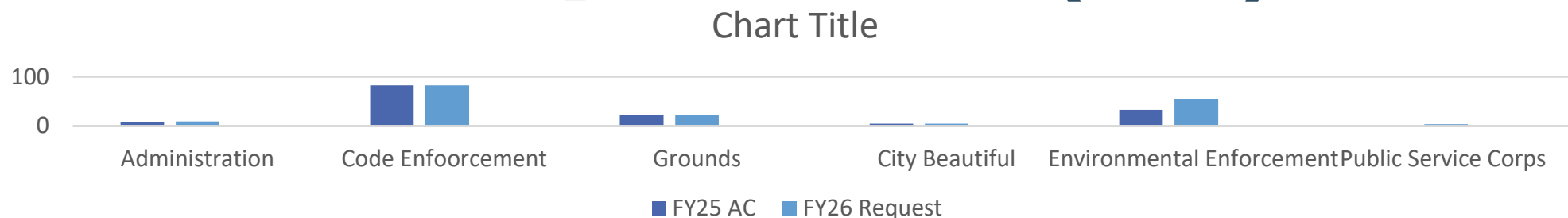
# **FY26 Budget: Community Enhancement**

---

# FY26 Budget Org Chart at Legal Level: Community Enhancement – Medium



# Division Authorized Complement (AC)



Legal Level	FY25 AC	FY25 Council Approved Revisions	FY26 AC	FY26 Requested ISL'S	FY26 AC Request	Vacant Position(s)	Status of Vacant Position(s)		*Number Of Grant Position(s)
							Posted	Filled	
Administration	8		17		17	9			
Code Enforcement	83		83		83	7			
Grounds	22		22		22	1			
City Beautiful	4		4		4	2			
Environmental Enforcement	34		54		54	21			
Public Service Corp			3		3	1			
Total	159		183		183	41			

# Budget Overview: Community Enhancement

## Total Requested Budget for the upcoming year

**\$14,721,814**

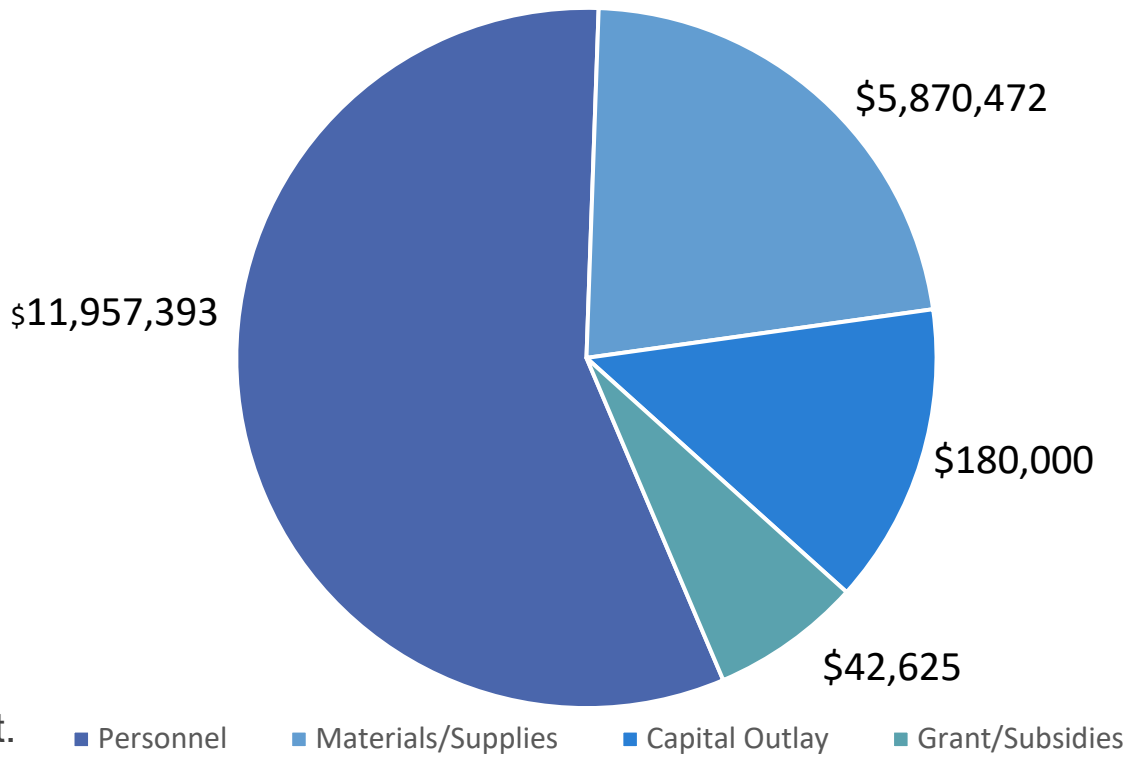
### Key Budget Priorities

Community Enhancement will focus on implementing strategies to transform Memphis and impact issues related to blight including improving quality of life, public health and safety through efforts surrounding enforcement, remediation, and maintenance.

This strategy will be deployed City-wide, using geographic regions that have been identified using data driven analysis of multiple service request types including grass and weed overgrowth, abandoned, and dilapidated houses, scattered litter and debris, littered streets, clearing vacant lots, illegal dumping, discarded tires, and other exterior property violations. This will include residential and commercial properties distributed across all City Council Districts.

One major focus of the division will be increased programs and initiatives related to education and community engagement to ensure that citizens fully understand the importance their efforts play related to local ordinances that are in place to combat blight.

## Breakdown of Major Spending Categories



# Historical Budget Comparison: Community Enhancement

---

Category	FY26 Proposed
Personnel Expenses	11,957,393
Materials and Supplies	5,870,472
Capital Outlay	180,000
Expense Recovery	(3,328,675)
Grant and Subsidies	42,625
Total Expenditures	14,721,814
Total Revenues	806,000

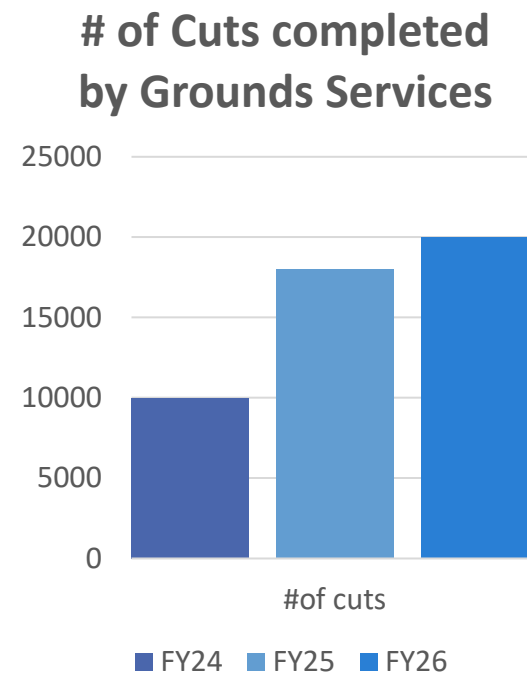
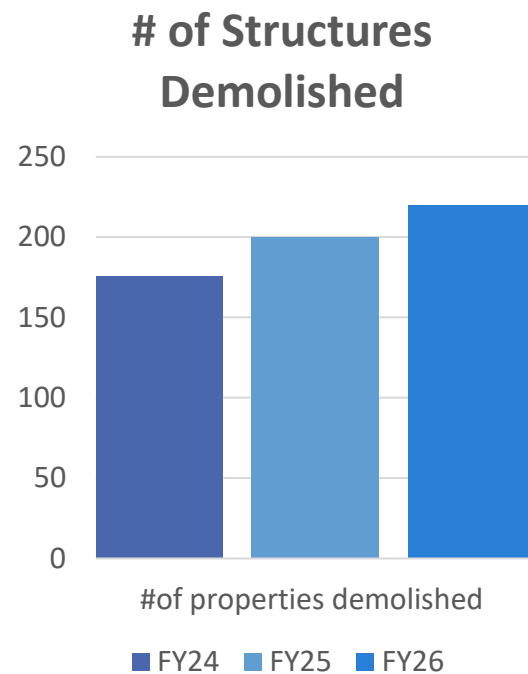
# Key Budget Drivers: Community Enhancement

---

- ☐ Education
- ☐ Engagement
- ☐ Enforcement (Comprehensive Code Compliance)
- ☐ Blight Remediation

# Qualitative/Quantitative Outcomes: Community Enhancement - Medium

- ☐ Grass Mitigation
- ☐ Demolition
- ☐ Clearing Dumpsites
- ☐ Litter Removal
- ☐ Beautification, Recycling and Education events



# Performance Metrics: Community Enhancement

Previous KPIs

	FY22	FY23	FY24	FY25
Average time to first notice or residential violation	4 Days	5.79 Days	4.03 Days	5 Days
Average time to bring gras/weeds into compliance for unoccupied properties	28 Days	18.91	19 Days	19 Days



# Performance Metrics: Community Enhancement

---

## Newly established KPIs

- **#/% of initial code inspections completed in < 5 days**

*Shows Code Enforcement's performance responding to 311 complaints timely*

- **# of code violation cases submitted to Environmental Court**

*Shows Code Enforcement's role and distinguishes it from external agencies when dealing with prolonged property issues*

- **# of property cleanup/mitigation services completed by Neighborhood Improvement**

*Shows the positive/observable improvements made in the Memphis community*

- **# of Memphis City Beautiful volunteers and beautification projects completed**

*Shows positive/observable improvements made in the Memphis community*

- **# of Public Service Corps hires and cleanup projects completed**

*Shows positive/observable improvements made in the Memphis community and job opportunities*

# Proposed New or Budding Initiatives for FY26 Community Enhancement

---

- **Corridor Revitalization Plan**
- **Snow/Ice Route Strategy**
- **Commercial Blight Cluster Campaign**

## Scope

Comprehensive strategy to eradicate crime and blight along major corridors in the City. Community Enhancement will partner with Police, Fire and other City and County agencies to increase enforcement efforts related to vacant and blighted commercial businesses to foster and promote small business growth and development. The division will partner with MPD to seek chronic nuisance litigation related to long standing blighted commercial structures that are havens for crime, in order to transform these areas into well maintained thriving communities.

## Goals

- Aggressive code enforcement efforts to prompt commercial property owners to come into compliance.
- Comprehensive blight mitigation to include addressing overgrowth, litter pickup, placing trash cans at intersections, and offering grants from Memphis City Beautiful to promote beautification projects.
- Educational campaign to include mailing correspondence from Environmental Enforcement to all business owners along the corridor to inform them of their responsibility to maintain the grounds of their property.
- Strategically identify possible opportunities for neighborhood redevelopment

# Proposed New or Budding Initiatives for FY26: Community Enhancement

---

## **Administrative Hearing Process:**

When a property is found to be in violation of the Ordinance No. 5708, the International Property Maintenance Code, as amended for Memphis, Tennessee, and the responsible parties have been notified of the specific property violations and they have not come into compliance by a prescribed date, the case may be referred to, and owners may be notified to attend a scheduled administrative hearing.

**Timeline:** August 2025

**Expected Outcome:** Direct engagement with property owners to closely monitor outcomes

**Impact:** Expected to relieve the case load of Environmental Court

# Proposed New or Budding Initiatives for FY26: Community Enhancement

---

- Implementation of Code Enforcement/Environmental Enforcement Fee Schedule
- Quarterly Inspection fees for vacant Commercial Structures
- Environmental Court fines/fees

**Timeline: December 2025**

**Expected Outcome:** Revenue Generating Opportunities

# Challenges and Risks: Community Enhancement

---

Budget reductions for Community Enhancement would impact the number of privately owned vacant lots that will be mitigated. We would need to return to the level of service that was being provided prior to the comprehensive blight initiatives/sweeps that were implemented in FY25.

Prior to the blight initiatives we were performing approximately 10,000 cuts per fiscal year. In FY25 we are on target to perform approximately 17,000 to 18,000 cuts. Also, we will not be able to perform commercial/multi family demolition projects, and the number of residential demolitions will be decreased to approximately 176, which was the average prior to the blight initiatives. In FY25 we are on track to complete over 250 demolitions if we were able to continue to support comprehensive, neighborhood-based blight initiatives.