

CITY OF MEMPHIS

Fiscal Year 2024 Q1 YTD
General Fund Operating
Performance

Council Report

October 24, 2023



General Fund FY24 Q1 YTD Summary

FY24 Adopted Budget to Funding Budget Reconciliation

<u>Revenues</u>		<u>Expenditures</u>
\$ 799,100,000	Fiscal Year 2024 Adopted Budget	\$ 799,100,000
	Encumbrance Roll-forward for Expenditures	<u>12,923,280</u>
	<i>Revised Funding Budget</i>	\$ 812,023,280
	FY24 Q1 YTD Adjustments to Budget	
\$ 350,000	CC	\$ 350,000
<u>5,500,000</u>	PW	<u>5,500,000</u>
<u>\$ 804,950,000</u>	FY24 Q1 Funding Budget	<u>\$ 817,873,280</u>

**Temporary hold until Accounts Receivable is established for FEMA/TEMA reimbursement.*

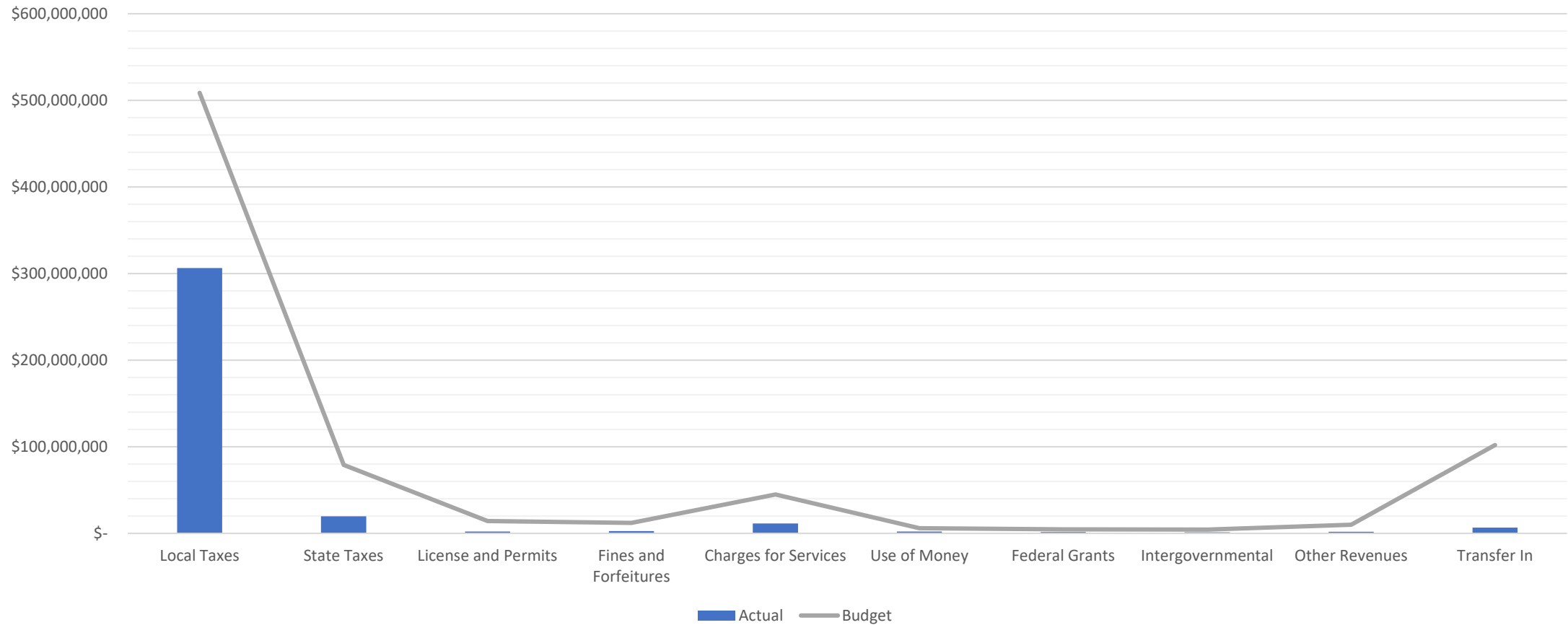
General Fund FY24 Q1 YTD Revenues

<u>Account Classification</u>	<u>Q1 YTD</u>	<u>% YTD</u>	<u>Annual Funding Budget</u>
Revenue	\$ 356,870,225	44%	\$ 804,950,000
Expenditures	254,551,911	31%	817,873,280
Net Performance Q1	<u>\$ 102,318,315</u>		

<u>Revenues</u>	<u>Q1 Actual</u>		<u>Annual Budget</u>
Local Taxes	\$ 306,454,975	60%	\$ 508,701,000
State Taxes	19,801,455	25%	79,260,000
License and Permits	2,308,470	16%	14,501,000
Fines and Forfeitures	2,679,231	22%	12,162,000
Charges for Services	11,508,732	26%	45,115,124
Use of Money	2,201,247	36%	6,175,000
Federal Grants	1,693,146	36%	4,750,000
Intergovernmental	1,342,072	30%	4,500,000
Other Revenues	2,024,897	20%	10,125,876
Transfers In	6,856,000	7%	102,118,000
Total Revenue	<u>\$ 356,870,225</u>	<u>45%</u>	<u>\$ 787,408,000</u>
Contributed from Fund Balance	\$ -	0%	\$ 17,542,000
Total Revenue	<u>\$ 356,870,225</u>	<u>44%</u>	<u>\$ 804,950,000</u>

General Fund FY24 Q1 YTD Revenues

Q1 Revenues to Annual Budget



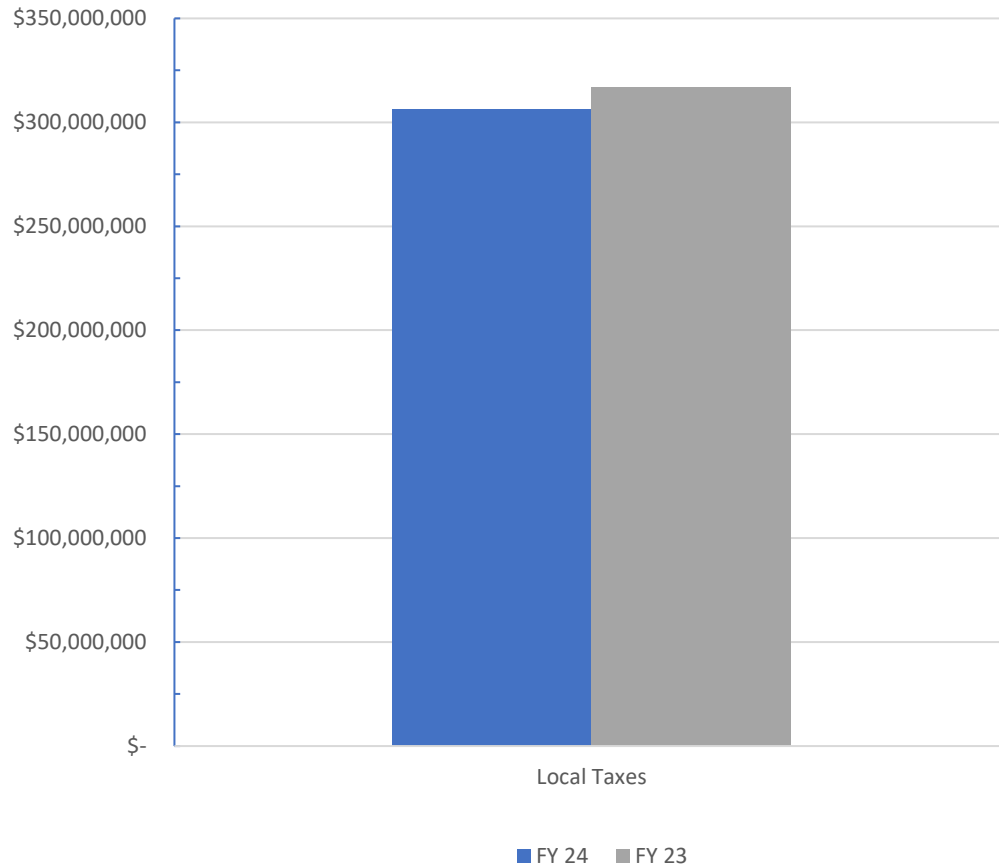
General Fund Q1 Year Over Year Revenues

<u>Account Classification</u>	<u>Q1 YTD FY 24</u>	<u>%YOY</u>	<u>Q1 YTD FY 23</u>
Revenue	\$ 356,870,225	-5.9%	\$ 379,430,640
Expenditures	254,551,911	11%	229,752,328
Net Performance	<u>\$ 102,318,315</u>		<u>\$ 149,678,312</u>

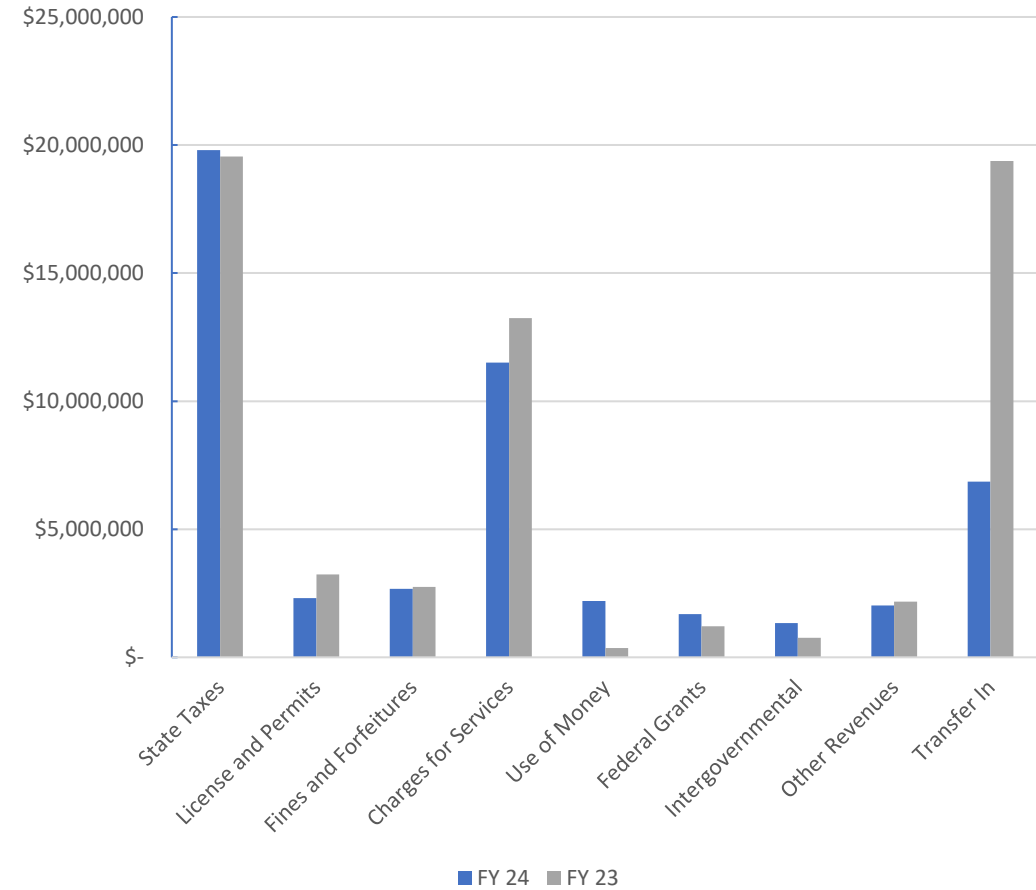
<u>Revenues</u>	<u>Q1 YTD FY 24</u>	<u>%YOY</u>	<u>Q1 YTD FY 23</u>
Local Taxes	\$ 306,454,975	-3%	\$ 316,752,309
State Taxes	19,801,455	1%	19,552,991
License and Permits	2,308,470	-29%	3,241,317
Fines and Forfeitures	2,679,231	-3%	2,751,453
Charges for Services	11,508,732	-13%	13,241,437
Use of Money	2,201,247	510%	361,017
Federal Grants	1,693,146	40%	1,209,155
Intergovernmental	1,342,072	75%	766,434
Other Revenues	2,024,897	-7%	2,179,526
Transfers In	6,856,000	-65%	19,375,000
Total Revenue	\$ 356,870,225	-5.9%	\$ 379,430,639

General Fund Q1 YOY Revenues

Q1 YOY Revenues



Q1 YOY Revenues



General Fund FY24 Q1 YTD Expenditures

<u>Account Classification</u>	<u>Q1 YTD</u>	<u>% YTD</u>	<u>Annual Funding Budget</u>
Revenue	\$ 356,870,225	44%	\$ 804,950,000
Expenditures	254,551,911	31%	817,873,280
Net Performance Q1	\$ 102,318,315		

<u>Expenditures</u>	<u>Q1 Actuals</u>		<u>Annual Budget</u>
Personnel Services	\$ 156,591,751	27%	\$ 577,314,207
Material and Supplies	47,117,667	26%	184,311,695
Capital Outlay	28,453	2%	1,451,239
Grants and Subsidies	44,521,324	65%	68,711,870
Inventory	163,685	29%	564,065
Expense Recovery SSA	-	0%	(21,035,300)
Misc. Fees, Misc. Expense, and Charges	108,031	20%	534,505
Transfer Out	6,021,000	100%	6,021,000
Total Expenditures	\$ 254,551,911	31%	\$ 817,873,280

FY24 Q1 YTD Expenditures by Division

<u>Division</u>	<u>FY24 YTD Actual</u>	<u>%</u>	<u>FY24 Funding Budget</u>
City Attorney	\$ 9,096,254	45%	\$ 20,216,414
City Council	1,000,142	25%	4,054,824
City Court Clerk	1,440,034	19%	7,432,482
City Court Judges	224,964	27%	843,715
City Engineer	3,750,447	33%	11,519,912
Executive	5,805,867	25%	23,534,721
Finance	2,920,193	19%	15,531,669
Fire	54,535,000	27%	201,862,660
General Services	6,822,754	25%	27,329,970
Grants and Subsidies	43,032,104	80%	53,953,764
HCD	1,704,911	35%	4,802,922
Human Resources	1,767,467	19%	9,445,557
Information Technology	6,514,570	26%	25,417,556
Library Services	6,601,882	26%	25,172,492
Memphis Parks	15,203,504	30%	50,286,824
Police	79,849,027	26%	307,389,019
Public Works	9,282,794	39%	24,078,778
Total Expenditures	\$ 249,551,911	31%	\$ 812,873,280
Unallocated to fund Affordable Housing Initiative	\$ 5,000,000	100%	\$ 5,000,000
Total Expenditures w/ Unallocated	\$ 254,551,911	31%	\$ 817,873,280

Q1 Year Over Year Expenditures by Division

<u>Division</u>	<u>FY24 YTD Actual</u>	<u>FY23 YTD Actual</u>	<u>% INC/(DEC)</u>
City Attorney	\$ 9,096,254	\$ 7,755,610	17%
City Council	1,000,142	555,273	80%
City Court Clerk	1,440,034	1,287,434	12%
City Court Judges	224,964	222,294	1%
City Engineer	3,750,447	3,683,794	2%
Executive	5,805,867	4,802,384	21%
Finance	2,920,193	2,470,398	18%
Fire	54,535,000	53,511,368	2%
General Services	6,822,754	5,428,439	26%
Grants and Subsidies	43,032,104	39,402,420	9%
HCD	1,704,911	1,497,831	14%
Human Resources	1,767,467	2,050,537	-14%
Information Technology	6,514,570	8,053,715	-19%
Library Services	6,601,882	5,742,867	15%
Memphis Parks	15,203,504	11,351,937	34%
Police	79,849,027	75,006,104	6%
Public Works	9,282,794	6,929,922	34%
Total Expenditures	<u>\$ 249,551,911</u>	<u>\$ 229,752,328</u>	<u>9%</u>
Unallocated to fund Affordable Housing	\$ 5,000,000	\$ -	100%
Total Expenditures w/ Unallocated	<u>\$ 254,551,911</u>	<u>\$ 229,752,328</u>	<u>11%</u>

FY24 Q1 YTD Overtime by Division

City of Memphis Analysis of Account 051202 Overtime As of September 30, 2023

<u>Division</u>	<u>FY24 YTD Actual</u>	<u>%</u>	<u>FY24 Funding Budget</u>
City Attorney	\$ 101	100%	\$ -
City Court Clerk	642	9%	7,463
City Engineering	80,210	57%	141,200
Executive	69,364	31%	225,000
Finance	5,272	105%	5,000
Fire	5,288,279	38%	13,772,091
General Services	548,103	96%	570,410
HCD	150	100%	-
Human Resources	-	0%	-
Library	452	100%	-
Memphis Parks	72,180	74%	97,600
Police	12,605,969	52%	24,205,206
Public Works	204,430	60%	341,640
Total	\$ 18,875,151	48%	\$ 39,365,610

Q1 Year Over Year Overtime by Division

City of Memphis Analysis of Account 051202 Overtime Year Over Year as of September 30, 2023

<u>Division</u>	<u>FY24 YTD Actual</u>	<u>FY23 YTD Actual</u>	<u>% INC/(DEC)</u>
City Attorney	\$ 101	\$ 480	-79%
City Court Clerk	642	-	100%
City Engineering	80,210	73,110	10%
Executive	69,364	59,182	17%
Finance	5,272	5,538	-5%
Fire	5,288,279	6,688,451	-21%
General Services	548,103	483,982	13%
HCD	150	-	100%
Human Resources	-	714	-100%
Library	452	577	-22%
Memphis Parks	72,180	35,391	104%
Police	12,605,969	9,839,718	28%
Public Works	204,430	73,277	179%
Total	\$ 18,875,151	\$ 17,260,420	9%

CITY OF MEMPHIS

FY 2024 Q1

General Fund Operating Performance

Council Report

October 24, 2023

Jim Strickland

Chandell Ryan

Shirley Ford

Walter Person

Cameron Canady

Anita Taylor

Joel Philhours

Mayor

COO

CFO

Deputy CFO

Sr. Budget Manager

Budget Supervisor

Comptroller