

# CITY OF MEMPHIS



## **Mission**

To be brilliant at the basics – delivering reliable, responsive, high quality services.

## **Vision**

Memphis is a hub of opportunity, innovation, and easy living.

## **Purpose**

Improving quality of life for all Memphians, every day.

---

# City of Memphis Administration



Jim Strickland, Mayor

## ADMINISTRATION

### CHIEFS

Cerelyn Davis, **Chief, Police Services**  
Shirley Ford, **Chief Financial Officer**  
Maria Fuhrmann, **Chief of Staff**  
Ursula Madden, **Chief Communications Officer**  
Douglas McGowen, **Chief Operating Officer**  
Jennifer Sink, **Chief Legal Officer**  
Alexandria Smith, **Chief Human Resources Officer**  
Gina Sweat, **Chief, Fire Services**

### DIRECTORS

Antonio Adams, **Director, General Services**  
Manny Belen, **Director, City Engineering**  
Ashley Cash, **Director, Housing and Community Development**  
Wendy Harris, **Director, Information Technology**  
Robert Knecht, **Director, Public Works**  
Keenon McCloy, **Director, Library Services**  
Chandell Ryan, **Director, Solid Waste**  
Carey “Nick” Walker, **Director, Memphis Parks**  
John Zeanah, **Director, Planning and Development**

### COURTS

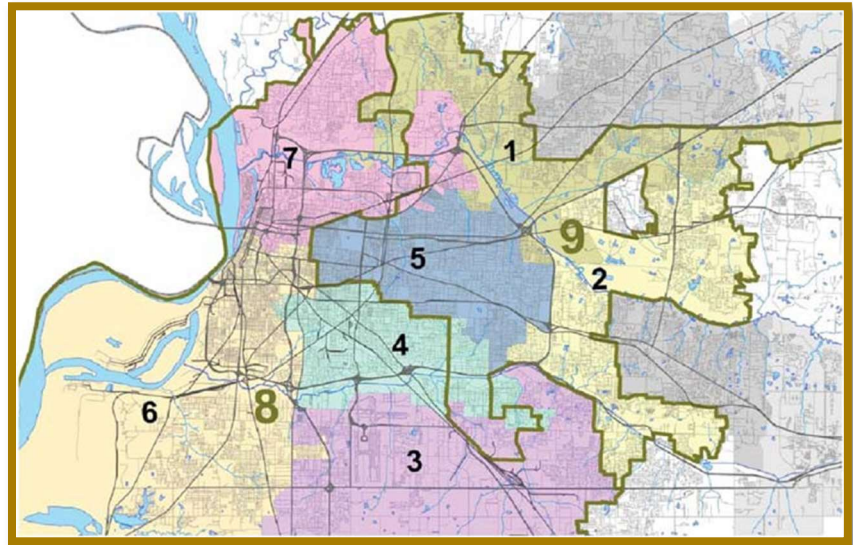
Tarik Sugarmon, **Administrative Judge (Division 2)**  
Jayne Chandler, **City Court Judge Division 3**  
Carolyn Watkins, **City Court Judge Division 1**  
Myron Lowery, **City Court Clerk**

# City of Memphis Council



**District 4**  
**Chairwoman**

Jamita Swearengen



**District 1**

Rhonda Logan



**District 6**

Edmund Ford Sr.



**Super District 8-3**

Martavius Jones



**District 2**

Frank Colvett  
Jr.



**District 7**

Michalyn  
Easter-Thomas



**Super District 9-1**

Chase Carlisle



**District 3**

Patrice J.  
Robinson



**Super District 8-1**

JB Smiley Jr.



**Super District 9-2**

J. Ford Canale



**District 5**

Worth Morgan



**Super District 8-2**

Cheyenne  
Johnson

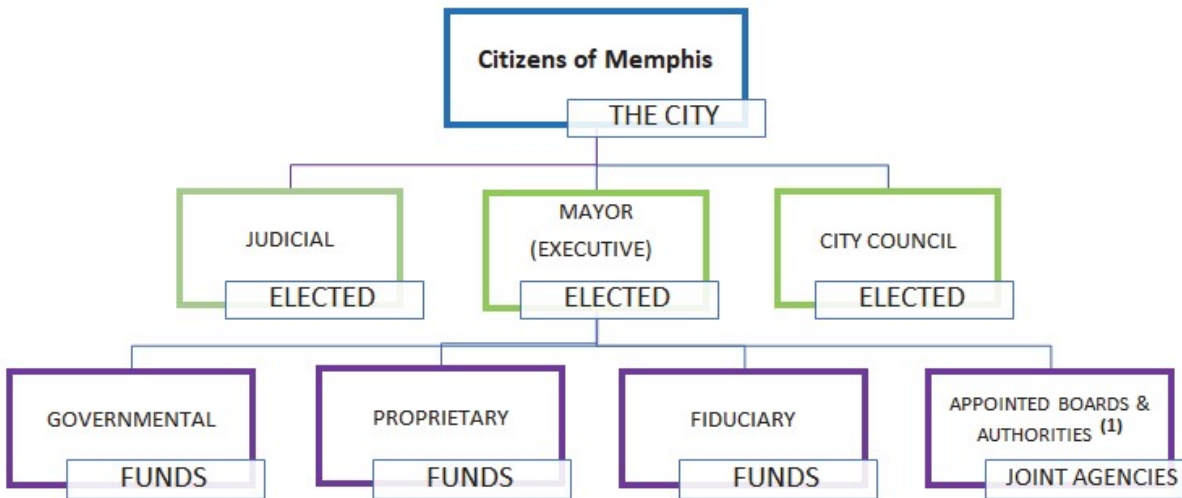


**Super District 9-3**

Dr. Jeff Warren

CITY OF MEMPHIS, TENNESSEE

ORGANIZATION CHART



(1) The Mayor makes appointments to Boards and Authorities that are related organizations, jointly owned or joint ventures but whose budgets are separate. These Boards and Authorities include, for example, the Memphis Area Transit Authority, Memphis Light, Gas & Water Division, The Retirement and Pension Systems, Memphis & Shelby County Airport Authority, Renasant Convention Center, Memphis & Shelby County Building Code Advisory, and the Downtown Memphis Commission.

# PREFACE

---

## How to Use this Book

This budget document presents an in-depth insight into the City of Memphis Capital Improvement Program (CIP). Through the CIP budget book, it is the intention of the Administration to provide readers a comprehensive and transparent view into the use of resources that will bring improvements to the City's infrastructure and enhance the livability of the City for its citizens. This budget book is intended to convey the necessary information to gain a level of understanding of the City's funding for its capital spending priorities.

The Table of Contents, along with identifying tabs, organizes this book into major sections and sub-sections to easily guide readers through the information.





# Table of Contents

City Administration .....	ii
City of Memphis Council Members .....	iii
City Organizational Chart .....	iv
<b>PREFACE</b>	
How to Use this Book.....	v
<b>OVERVIEW</b>	
Capital Improvement Program Budget Overview .....	1
Capital Funding Sources.....	2
Debt Policy (TCA) 9-21-105(22) .....	5
Budget Development Process.....	14
<b>CIP RESOLUTION</b> .....	19
<b>CIP SUMMARY</b>	
City Wide Summary .....	29
FY2023 Capital Improvement Budget Summary.....	34
FY2023 Division Capital Acquisition Summary .....	37
<b>CITY ENGINEERING</b>	
Division Summary .....	39
Summary by Project .....	40
Project Detail .....	41
EN23100   FY23 Traffic Signals Coverline.....	41
EN23200   FY23 Traffic Calming Devices Coverline .....	42
EN23300   FY23 Urban Art Coverline.....	43
EN23400   FY23 Traffic Safety Development Coverline.....	44
EN01067   HSIP Coverline .....	45
<b>CONVENTION CENTER</b>	
Division Summary .....	47
Summary by Project .....	48
Project Detail .....	49
GS23200   FY23 Convention Center Coverline.....	49

# Table of Contents

---

## **FIRE SERVICES**

Division Summary .....	51
Summary by Project .....	52
Project Detail .....	53
FS02008   Fire Station #11 Renovations.....	53
FS02031   Fire Station #1 Construction .....	54
FS02032   EMA Sirens .....	55
FS02033   Drill Tower Improvements.....	56
FS04012   Personal Protective Equipment.....	57
FS18102   Avery Renovations.....	58
FS23100   FY23 Fire Station Improvements Coverline .....	59

## **GENERAL SERVICES**

Division Summary .....	61
Summary by Project.....	62
Project Detail .....	63
GS01049   Coke Facility-Adaptive Reuse.....	63
GS23100   FY23 Major Modifications Coverline.....	64
GS22201   City Hall Improvements .....	65
GS0223A   FY23 CAQ Police .....	66
GS0223B   FY23 CAQ Fire.....	67
GS CAQ TBD   FY24-FY27 CAQ .....	68

## **HOUSING AND COMMUNITY DEVELOPMENT**

Division Summary .....	69
Summary by Project.....	70
Project Detail .....	71
CD01030   MHA-Foote Homes Future HOPE VI .....	71
CD02018   Edgeview at Legends Park (Sr. Housing) .....	72



## INFORMATION TECHNOLOGY

Division Summary .....	73
Summary by Project.....	74
Project Detail .....	75
IT01001   Desktop & Application Infrastructure/Optimization .....	75
IT01002   Cyber Security Infrastructure Upgrade .....	76
IT01003   Operational Infrastructure Enhancements .....	77
IT01004   Implementation Modernization.....	78
IT01005   Treasury Tax System.....	79

## MATA

Division Summary .....	81
Summary by Project.....	82
Project Detail .....	83
GA03011   MATA-Paratransit In-Service .....	83
GA03023   MATA-Operations/Maintenance Facility .....	84
GA03028   Innovation Corridor BRT .....	85
GA03029   Transit Vision Project.....	86

## MEMPHIS PARKS

Division Summary .....	87
Summary by Project.....	88
Project Detail .....	89
PK01036   Lester Community Center Replacement .....	89
PK03004   Tennis Major Maintenance.....	90
PK04018   Douglass Park Splash Pad.....	91
PK04019   McFarland Park Splash Pad .....	92
PK06018   Audubon Golf Course Redesign .....	93
PK07126   Ida B. Wells Plaza Renovation .....	94
PK07127   Wolf River Greenway Improvements (Phase 6).....	95
PK07128   Davy Crockett Outdoor Adventure .....	96
PK07-TBD   Parks/Libraries Council District Improvements .....	97
PK08037   Lichterman Major Maintenance .....	98
PK09002   Zoo Major Maintenance .....	99
PK23100   FY23 Memphis Parks Coverline .....	100

# Table of Contents

---

## MEMPHIS RIVER PARKS

Division Summary .....	101
Summary by Project.....	102
Project Detail .....	103
GA07002   Memphis River Parks Coverline .....	103
GA07003   Garage Repairs-Front at Poplar.....	104
GA07004   Gates-Wagner Parking Lot .....	105
GA07005   Greenbelt Park Fence Upgrades.....	106
GA07006   Canopy Lighting-Mud Island Terminals .....	107
GA07007   Mud Island Monorail & Renovations.....	108

## POLICE SERVICES

Division Summary.....	109
Summary by Project .....	110
Project Detail .....	111
PD02010   Raines Station .....	111
PD02013   Police Academy Renovation .....	112
PD02016   New Mount Moriah Station.....	113
PD03010   Take-Home Car Program .....	114
PD04022   In-Car Video/GPS/BWC.....	115
PD04029   Radio Maintenance Building Rehab Project .....	116

## PUBLIC WORKS

Division Summary .....	117
Summary by Project.....	118
Project Detail .....	119
PW23100   FY23 Asphalt/Paving Coverline.....	119
PW23200   FY23 Sidewalks Coverline .....	120
PW23300   FY23 ADA Curb Ramp Coverline .....	121
PW23400   FY23 Bridge Repair (PW) Coverline .....	122
PW01064   Elvis Presley/Shelby/Winchester .....	123
PW01280   Union-Pauline to Flicker .....	124
PW01290   Channel Avenue Repaving.....	125
PW04118   Harbor Avenue Repaving.....	126
PW04123   Harbor Docks .....	127

## SEWER FUND

Division Summary .....	129
Summary by Project.....	130
Project Detail .....	131
SW23100   FY23 Misc Subdivisions Outfalls Coverline .....	131
SW23200   FY23 Rehab Existing Coverline .....	132
SW23300   FY23 Service Unsewered Coverline .....	133
SW02006   Sludge Disposal/Earth Complex .....	134
SW02011   Covered Anaerobic Lagoon .....	135
SW02033   South Plant Expansion .....	136
SW04009   Stiles Plant Modification .....	137
SW04011   Stiles WWTF Biosolids Upgrades.....	138
SW05001   Sewer Assessment and Rehab .....	139

## STORM WATER FUND

Division Summary .....	141
Summary by Project.....	142
Project Detail .....	143
ST02001   Design - ST Coverline .....	143
ST03205   Drainage - ST Coverline.....	144
ST03207   Flood Control - ST Coverline .....	145
ST03211   Curb & Gutter Misc Locations Coverline.....	146
ST03214   Flood Mitigation Coverline .....	147
ST03216   Bridge Repair (ST) Coverline .....	148

## APPENDIX

Glossary of Terms.....	150
Acronyms .....	152



# OVERVIEW

---

## Capital Improvement Program Budget Overview

The Fiscal Years 2023-2027 Capital Improvement Program (CIP) is a multi-year plan for capital expenditures to replace and expand the City's infrastructure, vehicles and equipment. For program purposes, the City defines a capital improvement as a major improvement or acquisition grouping costing over \$50,000. The program is updated annually to reflect the latest priorities, updated cost estimates and available revenue sources.

The purpose of the CIP Plan is to outline the funding for capital projects and capital acquisitions that will be of a long-term benefit to the citizens of Memphis. Because projects in the CIP Plan have long-term benefits, they are financed over a longer period of time. As a result, present and future users pay for the projects.

The Capital Improvement Budget is the annual allocation to the CIP that is set aside to fund major construction projects, acquire property, purchase equipment and fund ongoing capital programs for the City. The CIP Budget is a one-year allocation. Adoption of the CIP Budget by the City Council allows for the allocation of funds for the first year of the program, or in the case of carried-forward projects, a reallocation of unappropriated funding. The City attempts to budget annual General Obligation (G.O.) Bonds specifically at an average rate of retirement of older bonds. This is currently approximately \$95.2 million. Specific language on how to appropriate and spend construction funds is contained in the CIP Resolution.

## Capital Funding Sources

The City's adopted Capital Budget is \$276.1 million in total allocations for Fiscal Year 2023. Listed below are our major sources for Capital Funding.

### Long Term Debt

General Obligation (G.O.) Bonds are \$95.2 million, or 34.4%, of the total allocation for the Fiscal Year 2023. The Sewer and Storm Water Funds will also use \$47.0 million of Revenue Bonds for sewer (\$30.0 million "SRB") and storm water (\$17.0 million "STRB") rehabilitation.

### Federal Grants / State Grants

The majority of these federal funds are for Memphis Area Transit Authority (MATA) projects and Public Works projects that qualify for federal grants. State grants represent the State-matching portion of the MATA funds and Public Works projects that qualify for State funds. State funding will also come into the State Street Aid (SSA) Fund. The IMPROVE Act (Improving Manufacturing, Public Roads & Opportunities for a Vibrant Eeconomy) was added to the SSA Fund in Fiscal Year 2018. Revenue from the Act is purposed to help improve roads, and as such, some of the CIP projects that relate to road improvement are partially funded from this resource.

### Capital Asset Disposition

Capital Asset Disposition funds represent the proceeds from the sale of City assets (primarily buildings) that will be repurposed for other building needs. Currently Fire Station relocations are the focus for repurposing capital asset disposition funds.

### Capital Pay-Go

In addition to Revenue Bonds, the Sewer and Storm Water Funds' current projects are also funded by Capital Pay-Go. Projects funded by "Capital Pay-Go" allocations represent internally generated funds.

### Carryforward Funding

Projects allocated in previous years' Capital Budgets that have been delayed may be carried forward into the next fiscal year, according to the priorities of the administration, for spending in the new plan. Carryforward funds represent \$306.0 million. These

funds are the unspent allocations from the prior year's approved CIP Plan that could not be allocated within the prior year because the timeframe for completion is greater than one year. Unspent allocations are shown as "Carryforward" funding within the respective Divisions. Specific projects where unspent appropriations will carry forward into the Fiscal Year 2023 CIP spending are identified in the respective divisions.

### Capital Improvement Budget Highlights

The City's planned CIP spending aligns with current priorities that are focused on projects that enhance the City's economic development strategy, leverage federal or private funding, maintain existing facilities, and/or are mandated by law. The Fiscal Year 2023 CIP Budget for G.O. Bond spending is \$95.2 million. The CIP budget includes \$6.0 million for two Memphis Area Transit Authority (MATA) projects. In the area of Housing and Community Development, \$2.0 million is included for HOPE VI (Housing Opportunities for People Everywhere). This project will remove the last public housing project in the City (Foote Homes). There is a continued emphasis on road paving, which is proposed for \$20.0 million in G.O. Bond funding, and traffic calming devices, budgeted at \$1.7 million G.O. Bond funding (for the third year in a row) plus another \$0.5 million to be funded by a transfer from General Fund reserves. Major highlights by division are:

**City Engineering** – Funding is included for the replacement of traffic signals, traffic calming devices, and transportation improvements.

**Fire Services** – Funding is included for the construction and relocation of fire stations.

**General Services** – Funding will be applied towards major improvements mandated by the Americans with Disabilities Act (ADA) and ongoing improvements to various City buildings. This budget also reflects \$6.0 million for public safety vehicle and equipment purchases.

**Housing and Community Development** – Funding is included for the MHA-Foote Homes Future HOPE VI City initiative. The G.O. Bond funds for the HOPE VI initiative are supported by federal funds.

**Information Technology** – Funding is included for a comprehensive tax billing and collection system as well as the upgrade of the City’s cyber security infrastructure and various applications and platforms.

**Memphis Area Transit Authority** – This budget is heavily leveraged by Federal and State funding. This year’s budget includes funding for a new Bus Rapid Transit (BRT) line and the development of new on-street bus transfer facilities.

**Memphis Parks** – Funding is included for the new Lester Community Center in Binghampton, the redesign of the Audubon Golf Course, and environmental and recreational improvements to parks and tennis courts.

**Memphis River Parks** – This budget provides funding for the renovation of the Mud Island Monorail.

**Police Services** – This budget includes funding for a new station for the Mt. Moriah precinct.

**Public Works** – Funding is included to pave more than 400 lane miles of streets each year, including ADA ramp improvements and several road projects. The Storm Water Fund CIP budget will allow the City to make major investments in drainage infrastructure throughout the City. The Sewer Fund’s projects are for the repair and replacement of sewer infrastructure, new sewer connections and improvements to the treatment plants.





## CITY OF MEMPHIS

### Finance Division

#### GENERAL GUIDELINES FOR PROJECT ELIGIBILITY GENERAL OBLIGATION BONDS

This is intended to provide very general guidelines to inform proposers of projects whether the project may be eligible for City of Memphis general obligation bond financing. It is not intended to be a detailed exposition of the law in this complex area, and does not address all aspects of public finance. Accordingly, consultation with the Finance Division is encouraged.

It is important to note that not all activities and improvements are eligible for bond financing, even if they are capital improvements, and no matter how beneficial they may be to the City and its inhabitants. Projects can be financed only if they are authorized by statute, and this is a significant limitation.

In general, general obligation bond financing of an item of cost requires that it be (1) specifically mentioned in Tennessee Code Annotated (TCA) 9-21-105(21) as part of the definition of a “public works project”, and (2) owned by the City, and operated or maintained by or on behalf of the City, and part of the public domain. Proposals for financing should describe the item with sufficient detail as to its nature, location, ownership, and operation and use, in order to permit a determination based on these criteria. For convenience, a copy of Section 105(21) follows. If there is any question as to an item’s eligibility, it should be confirmed with the Finance Division.

Private property or improvements to private property, whether owned by a non-profit or other organization, should not be financed with general obligation bonds. Operation of a financed facility by any person or entity other than the City (including operation by others under contract or other arrangement with the City) should be discussed in advance with the Finance Division, even if the facility otherwise meets the criteria for general obligation bond financing, as this may affect the tax treatment of interest on the bonds or have other implications that might require a different method of financing or prevent financing altogether.

There are other State statutes that permit financing of specific facilities under specified circumstances and by various means, which do not include general obligation bonds. The permissible uses of these authorizations is limited in terms of scope and availability, and the Finance Division should be consulted prior to submission of a proposal to utilize them.

It also should be noted that the foregoing relates principally to bond financing as the source of funds for projects. Projects also may be funded as part of the CIP budget utilizing other funds, depending on availability and City Council determinations to allocate them.

**Tennessee Code Annotated**  
**Section 9-21-105(22)**

(22) (A) “Public works project” includes any one (1) or any combination of the following: acquisitions of land for the purpose of providing or preserving open land; airports; alleys; ambulances; auditoriums; bridges; city and town halls; convention and event centers; corrective, detention, and penal facilities, including, but not limited to, jails and transition centers; courthouses; culverts; curbs; dispensaries; drainage systems, including storm water sewers and drains; electric plants and systems; equipment, including vehicles; technology equipment and related software used for local government purposes; expositions; facilities for persons with disabilities; facilities for the indigent; fairgrounds and fairground facilities; fire department equipment and buildings; fire alarm systems; flood control; garbage collection and disposal systems; gas and natural gas systems and storage facilities; greenways; heat plants and systems; harbor and riverfront improvements; health centers and clinics, including medical and mental health centers and clinics; highways; highway and street equipment; hospitals; hotels and supporting or incidental facilities built by local governments that are built adjacent to and as a supporting facility of civic or convention centers located in municipalities that have created a central business improvement district under the Central Business Improvement District Act of 1971, compiled in title 7, chapter 84; improvements made pursuant to a plan of improvement for a central business improvement district created pursuant to the Central Business Improvement District Act of 1971; law enforcement and emergency services equipment; levees; libraries; markets; memorials; museums; nursing homes; parks; parking facilities; parkways; playgrounds; plazas; port facilities; docks and dock facilities, including any terminal storage and transportation facilities incident thereto; public art; public buildings; preserves; railroads, including the extension of railroads and railway beltlines and switches; reclamation of land; recreation centers and facilities; reservoirs; rights-of-way; river and navigation improvements; roads; schools; transportation equipment for schools; sewers; sewage and waste water systems, including, but not limited to, collection, drainage, treatment, and disposal systems; ship canals; sidewalks; stadiums; streets; swimming pools; thermal transfer generating plants or distribution systems or both; tunnels; viaducts; voting machines; water treatment distribution and storage systems; wharves; and zoos;

(B) “Public works project” also includes:

(i) “Business park,” which includes lands and rights, easements and franchises relating thereto, and may include roads and streets, water, sewer, electric and other utilities, landscaping and related elements as required for the orderly development and use of corporate or professional office space by one (1) or more commercial, financial or service business, and such appurtenant land for necessary incidental use. “Business park” does not include a retail operation except for an incidental retail use. A “business park” shall contain not less than five (5) acres of land. The building finance committee in the industrial development division of the department of economic and community development is authorized and empowered to determine whether a local government shall have the right to engage in any or all of the rights and privileges accompanying such a public works project. Before a local government may undertake the financing of such a public works project, it shall apply to the committee for a certificate of public purpose and necessity. The committee shall issue such a certificate once it is affirmatively determined that:

(a) There are adequate property values and suitable financial conditions so that the total bonded indebtedness of the local government, solely for this authorized purpose and those other purposes authorized by title 7, chapter 55 and title 13, chapter 16, shall not exceed ten percent (10%) of the total assessed valuation of all the property in the local government ascertained by the last completed assessment at the time of the issuance of such bonds; and

(b) The project is well conceived, has a reasonable prospect of success, will provide economic development and employment, will tend to encourage businesses to locate there and will not become a burden upon the taxpayers of the local government;

(ii) “Industrial park,” which includes lands, rights, easements and franchises relating thereto, and may include adequate roads and streets, water and sewer facilities, utilities and docks and terminals. Any of the foregoing improvements which are to be located within the geographic boundaries of the industrial park may only be financed after compliance with title 13, chapter 16, part 2;

(iii) “Urban renewal project” which means the same as such projects which are defined in §§ 13-20-209 – 13-20-215. Any local government is hereby authorized to contribute money, property, and municipal services to any public agency engaged in the development of urban renewal projects in that local government;

(iv) “Urban transit facility” which includes any or all real and personal property needed to provide public passenger transportation by means of street railway, electric railway, incline railroad, trolley coach, bus, motor coach, or any combination thereof, including terminal, maintenance and storage facility, whether owned and operated by a local government or owned by a local government and leased to private operators, all of which are hereby found and determined to be in the public interest and a proper public purpose;

(v) Facilities for the storage and maintenance of any of the items of equipment which constitute public works projects;

(vi) Facilities or capital expenditures paid or incurred with respect to property located in a “recovery zone,” as defined in § 1400U-1(b) of the Internal Revenue Code of 1986, codified in 26 U.S.C. § 1400U-1(b), that are made for a “qualified economic development purpose,” as defined in § 1400U-2(c) of the Internal Revenue Code of 1986, codified in 26 U.S.C. § 1400U-2(c);

(vii) Facilities or expenditures paid or incurred for “qualified conservation purposes,” as defined in § 54D(f) of the Internal Revenue Code of 1986, codified in 26 U.S.C. § 54D(f), in connection with the issuance of “qualified energy conservation bonds,” as defined in § 54D of the Internal Revenue Code of 1986, codified in 26 U.S.C. § 54D;

(viii) All property real and personal, appurtenant thereto or connected with any public works project, work or undertaking and the existing public works project, work or undertaking, if any, to which such public works project, work or undertaking is an extension, addition, betterment or improvement; and

(ix) Facilities or capital expenditures paid or incurred with respect to development of affordable housing or workforce housing in a county having a metropolitan form of government with a population of not less than six hundred thousand (600,000), according to the 2010 federal census or any subsequent federal census, including expenditures related to a housing trust fund established in accordance with title 7, chapter 8 or title 13, chapter 23, part 5. For purposes of this subdivision (21)(B)(ix), only local governments within which the affordable or workforce housing is located are authorized to issue debt or borrow money, and in no event, shall the credit of any county, city, or town be given or loaned to or in aid of any person, company, association, or corporation, within the meaning of the Constitution of Tennessee, Article II, § 29, without first complying with the applicable requirements of the Constitution of Tennessee, Article II, § 29;

(C) This enumeration does not exclude any other project for the benefit of the people at large of any local government where any state or federal agency will match the funds of the local government with grants-in-aid or gratuities to subsidize or assist the development of a public works project;

(D) Notwithstanding subdivision (21)(B)(i), a certificate of public purpose and necessity shall not be required for a public works project of a local government with a population of not less than three hundred thousand

(300,000), according to the 2000 federal census or any subsequent federal census. The total pledge of full faith and credit of any such local government related to the project shall not exceed ten percent (10%) of the total assessed valuation of all property in the local government, ascertained by the last completed assessment at the time of issuance of the obligations. In any resolution pledging the full faith and credit and unlimited taxing power of any such local government to secure any obligations related to a public works project, the governing body of the local government shall state that the project being considered is well conceived, has a reasonable prospect for success, will provide proper economic development and employment, and will not likely become a burden on the taxpayers of the local government;

*As of June 30, 2022*

## Debt Payment Schedule

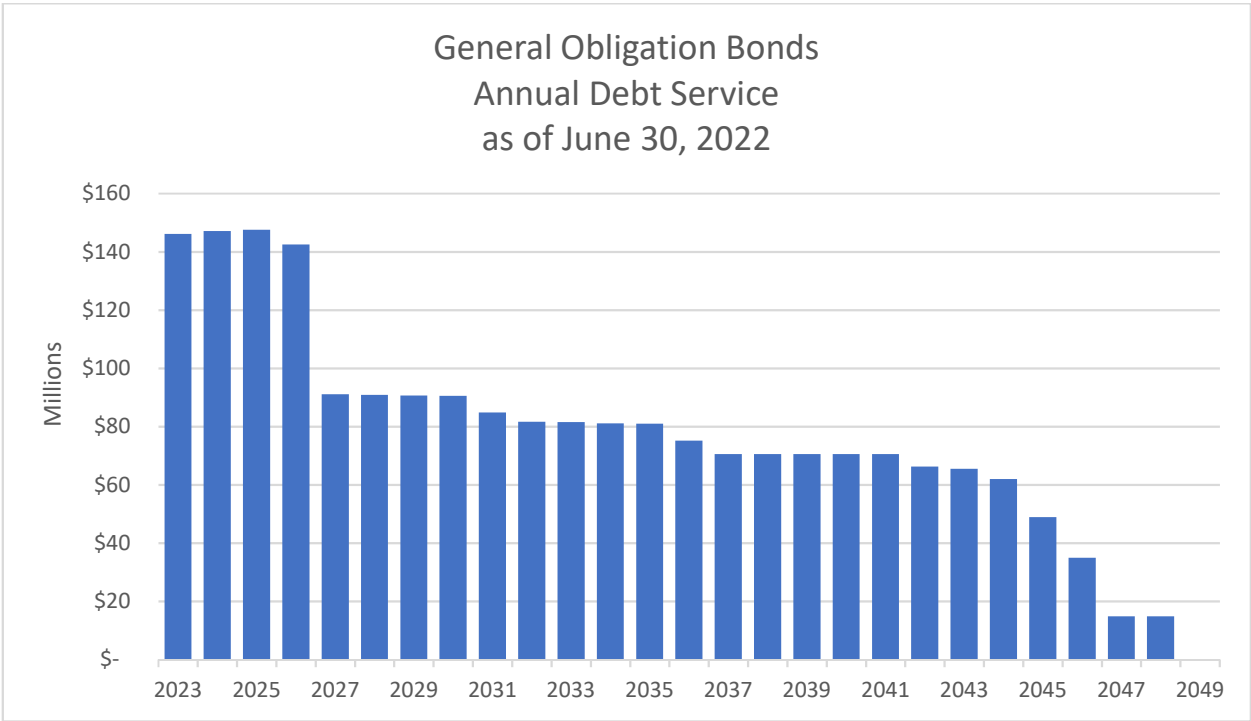
## GENERAL OBLIGATION BONDS DEBT SERVICE SCHEDULE

AS OF JUNE 30, 2022

(UNAUDITED)

Period Ending	Principal	Interest	Debt Service	Percentage Retired
6/30/2023	\$ 90,160,000	\$ 55,981,377	\$ 146,141,377	
6/30/2024	95,615,000	51,458,483	147,073,483	
6/30/2025	100,125,000	47,407,600	147,532,600	
6/30/2026	99,375,000	43,075,583	142,450,583	
6/30/2027	48,941,547	42,078,984	91,020,531	30%
6/30/2028	51,140,523	39,711,661	90,852,185	
6/30/2029	53,401,070	37,245,887	90,646,957	
6/30/2030	55,799,044	34,663,346	90,462,391	
6/30/2031	52,764,446	32,081,489	84,845,935	
6/30/2032	51,870,712	29,758,386	81,629,098	49%
6/30/2033	53,444,534	28,069,913	81,514,447	
6/30/2034	54,711,850	26,365,743	81,077,593	
6/30/2035	56,274,624	24,658,200	80,932,824	
6/30/2036	51,986,498	23,090,622	75,077,120	
6/30/2037	48,863,770	21,625,094	70,488,864	68%
6/30/2038	50,212,266	20,275,110	70,487,376	
6/30/2039	51,697,314	18,784,096	70,481,410	
6/30/2040	53,244,500	17,224,319	70,468,819	
6/30/2041	54,922,262	15,560,819	70,483,081	
6/30/2042	52,461,808	13,782,505	66,244,313	86%
6/30/2043	53,403,110	12,055,228	65,458,338	
6/30/2044	51,721,772	10,273,941	61,995,713	
6/30/2045	40,332,676	8,542,574	48,875,250	
6/30/2046	27,552,800	7,318,800	34,871,600	
6/30/2047	13,690,000	1,117,200	14,807,200	99%
6/30/2048	14,240,000	569,600	14,809,600	100%
Total	\$ 1,427,952,126	\$ 662,776,560	\$ 2,090,728,686	

Debt Retirement Timeline





The Impact of Debt Service Cost and Operating Cost for FY2023

The cost of capital assets manifests in the General Fund (operational costs) or the Debt Service Fund (principal and interest costs). The General Fund budget is established by an ordinance and the Capital Improvement Program (CIP) budget is established by a resolution.

The financial impact of CIP projects is the annual cost of debt service. Debt service projects impact operational costs because of the issuance of General Obligation (G.O.) Bonds, which are repaid by the tax rate charged to citizens. The property tax rate finances both the General Fund and the Debt Service Fund. In theory, if debt increases, larger portions of property tax revenue are assigned to debt for the payment of G.O. bonds, which reduces resources for operating costs. The City has a G.O. Bond target to essentially maintain the property tax rate apportionment between the General Fund and the Debt Service Fund within a specific range. This target is established considering debt that will also be retired within the fiscal year.

The following summary lists projects above \$3.0 million in the CIP Budget for FY2023, along with their related G.O. bond funding amounts and the associated impact on debt service and the operating budget. The cost of debt is generally considered to be \$70,000 per million. The debt service payments will average 20-30 years depending on the project. Projects not detailed are either under \$3.0M, considered as replacement investments for fully-used existing capital assets, or are for maintenance and/or improvements. The cost to maintain these assets is in the current funding base; therefore, these projects are budget neutral.

Division: Public Works

**Project Name: Asphalt/Paving**  
**Project Number: PW23100**

This project funds the asphalt and paving activities performed by the City through contracted services.

<b>G.O. Bond Funding:</b>	<b>\$20.0M</b>
<b>Debt Service Impact:</b>	<b>\$1.4M</b>
<b>Operating Budget Impact:</b>	<b>None</b>

Division: General Services

**Project Name: Coke Facility - Adapted**  
**Project Number: GS01049**

This project funds the adaptive reuse of the former Coke Bottling Facility to compensate for the loss of the City's primary fueling location.

<b>G.O. Bond Funding:</b>	<b>\$8.0M</b>
<b>Debt Service Impact:</b>	<b>\$560K</b>
<b>Operating Budget Impact:</b>	<b>None</b>

Division: General Services

**Project Name: City Hall Improvements**  
**Project Number: GS22201**

This project provides funds for major modifications, renovations and improvements to City Hall.

<b>G.O. Bond Funding:</b>	<b>\$7.0M</b>
<b>Debt Service Impact:</b>	<b>\$490K</b>
<b>Operating Budget Impact:</b>	<b>None</b>

**Division:** Memphis River Parks

**Project Name:** Mud Island Monorail  
**Project Number:** GA07007

This project will provide funding for the renovation of the Mud Island Monorail.

**G.O. Bond Funding:** None  
**Debt Service Impact:** None  
**Operating Budget Impact:** None  
*(\$5.5 million FY2023 funding to come from General Fund Reserves)*

**Division:** MATA

**Project Name:** Innovation Corridor BRT  
**Project Number:** GA03028

This project provides funds for the development of a new Bus Rapid Transit (BRT) line connecting downtown with The University of Memphis. This project is leveraged by various local funding sources.

**G.O. Bond Funding:** \$5.0M  
**Debt Service Impact:** \$350K  
**Operating Budget Impact:** None

**Division:** Memphis Parks

**Project Name:** Audubon Golf Course Redesign  
**Project Number:** PK06018

This project will provide funding for the redesign and reconstruction of The Links at Audubon.

**G.O. Bond Funding:** \$4.0M  
**Debt Service Impact:** \$280K  
**Operating Budget Impact:** None

**Division:** Memphis Parks

**Project Name:** Lester Community Center  
**Project Number:** PK01036

This project will provide funding for construction of the new Lester Community Center in Binghampton. The new facility is estimated to be completed in Fall 2024.

**G.O. Bond Funding:** \$4.0M  
**Debt Service Impact:** \$280K  
**Operating Budget Impact:** None

**Division:** Police Services

**Project Name:** New Mt. Moriah Station  
**Project Number:** PD02016

This project provides funds for the construction of a new station for the Mount Moriah precinct. The original building was completed in 1980.

**G.O. Bond Funding:** \$4.0M  
**Debt Service Impact:** \$280K  
**Operating Budget Impact:** None

## Public Works Division – Sewer Fund

The Sewer Fund’s current projects are funded by Capital Pay-Go (CPG), the Water Infrastructure Finance and Innovation Act (WIFIA), Clean Water State Revolving Fund (CWSRF) loans, and Sewer Revenue Bonds (SRB). The CPGs fund current projects through the use of fund balance. CWSRF and WIFIA are lines of credit that are available for the planning, design, and construction phases of wastewater facilities. The funds may be used for all three phases in any combination. Eligible projects include new construction or the upgrading/expansion of existing facilities and may encompass wastewater treatment plants, pump stations, force mains, collector sewers, interceptors, and/or the elimination of sanitary sewer overflows.

In September 2021, the City closed on a WIFIA loan valued at \$156 million. The WIFIA loan is used for upgrades to the T.E. Maxson Facility (SW02033). The City currently has two active CWSRF loans, valued at \$48 million and \$15 million. One is associated with upgrades to the T.E. Maxson Facility (SW02033), and the other is associated with the sewer rehabilitation of the City of Memphis’s collection system (SW05001). The City has applied for another CWSRF loan in the amount of \$42 million, also associated with the sewer rehabilitation of the City of Memphis’s collection system (SW05001). The term of each CWSRF loan is 20 years. SRBs will also be used for sewer rehabilitation and assessment.

## Budget Development Process

The Budget Office uses financial data provided by City Divisions to facilitate the review and approval of the Operating and Capital Improvement Budgets. The Budget Office is responsible for ensuring the operation of all divisions within financial guidelines established by Administrative Policy and City Council legislation. The Budget Office is also responsible for forecasting all general revenue for the City.

The Capital Improvement Program (CIP) is a five-year plan for capital allocations that is reviewed annually for priority adherence and project variances. This plan examines each City project and specifies the source of financing for projected expenditures. The process begins in November when a cross-divisional CIP committee is assembled. The committee evaluates the City's needs and meets with divisions (starting in January) to review their requests. Requested projects are analyzed by the Finance Division and external bond counsel, and finally compiled and reviewed with the Mayor. In April, the Mayor presents the plan to Council along with the Operating Budget. The Council conducts hearings and adopts a CIP resolution. The Council's adoption of the CIP Resolution authorizes the spending of a portion of engineering, architecture, land acquisition and development costs, and rolling stock through administrative appropriations. Funds for construction costs, equipment, and acquisition contracts are subject to additional authorization by the Council. Prior and current CIP allocations will remain in the plan until the Division in charge of the project, or Council, determines that the project is completed or to be defunded.

The Budget Office monitors the CIP Budget through the use of tracking reports, which are reviewed during budget submission and are monitored at various intervals during the year. The CIP Budget may be amended during the fiscal year when divisions submit resolutions to Council for approval.

The Capital Improvement Budget and Capital Improvement Program are prepared annually to forecast anticipated capital expenditures planned for each of the next five fiscal years. The total project costs and the funding sources (local, state, federal, and private) are estimated. The Capital Improvement Program is prepared after a rigorous review and evaluation of all proposed projects by the CIP Review Committee. Building Design and Construction reviews the scope of all requests involving construction or major renovations to City-owned structures. Debt Management studies the fiscal feasibility of the projects submitted for future funding needs. The single-year CIP Plan allocates capital expenditures for the current budget year. The CIP Budget must be in full conformity with the Capital Improvement Program applicable to the fiscal year that it covers.

Additional authorizations (appropriations) for each project in the Capital Improvement Budget must precede the expenditures of construction funds.

### Changes to the CIP Budget - Transferring Allocations / Appropriations

Once the CIP has been adopted by the City Council, the data is loaded into the City's Accounting System. During the life of a project, it may be necessary to provide additional allocations or transfer funds to aid in the completion of the project.

Initially, the CIP project is checked for funds verification. After it is determined that the funds are avail-

able, two methods are used to transfer or establish allocations and/or appropriations.

- 1 The Capital Improvement Budget Request for Administrative Transfer or Appropriation Form (Blackline) is used to:
  - A Record the initial appropriation of the Planning lines (architecture & engineering, land development, land acquisition) upon the adoption of the CIP by the City Council.
  - B Transfer allocations and appropriations within Planning lines or within Construction

lines (contract construction, FF&E, Information Technology, other costs).

- C** Transfer allocations from “coverline” project Planning lines to the new project Planning lines and the appropriation of the lines.
- 2** The Capital Improvement Budget Request for Council Transfer or Appropriation Form (Redline) is used to:
  - A** Appropriate all construction lines.
  - B** Transfer allocations and appropriations between projects.
  - C** Increase/decrease allocations or appropriations of a project.

***Changes to the CIP Budget must be done through Budget Resolutions.***

## Budget Resolution Review Process

### RESOLUTIONS

A resolution is a document asking the City Council to amend either the Appropriation (Operating) Budget Ordinance or the Capital Improvement Budget. A resolution is written in two sections: the “WHEREAS” section and the “RESOLVED” section. The WHEREAS section explains why the change is necessary, the purpose of the proposed expenditure, why funds are available, and the source of the funds. The RESOLVED section includes the statements that actually change the Budget Ordinance or CIP Budget.

A resolution details the action requested from Council and should answer one or more of the following questions:

- What is the purpose of the change?
- Why is the change necessary?
- What will the funds be used for?
- Why are funds available?

A resolution shall be written in clause format. Each clause in the preamble shall begin with the word “WHEREAS”, include a brief statement answering one or more of the above questions, and continue with “AND,” an adopting clause. The adopting clause may be followed by several additional clauses.

“NOW THEREFORE BE IT RESOLVED” shall summarize all information as requested regarding changes to the City’s Budgets. After finalizing a Resolution, a Council Item Routing Sheet, which summarizes the Resolution and includes all organizational data, account numbers, and dollar amounts, must be prepared.

## Council Agenda Routing Sheet

The Council Agenda Routing Sheet must accompany all documentation that goes before Council. The originating division/service center must complete the form and have it signed by the appropriate service center manager and division director.

### Routing and Handling of Transfers

- 1** Administrative Transfers and Appropriations:
  - Division Directors
  - Budget Office
  - Comptroller’s Office
- 2** Council Transfers and Appropriations:
  - Division Directors
  - Budget Office

The budget resolution package (Council Item Routing Sheet, original resolution, budget adjustment forms — all including signatures from the appropriate Division Director) should be forwarded to the Budget Office one week before the relevant Council Committee meets. The documents will then be forwarded as follows:

- 1** Chief Financial Officer
- 2** Chief Legal Officer
- 3** Chief Operating Officer
- 4** Mayor’s Office – Resolutions appropriating or transferring CIP funds must be received by the Mayor’s Office by noon on Thursday for Council Committee action on the following Tuesday.
- 5** Council Committee reviews monetary transfers and makes recommendations to the full Council.
- 6** The resolutions are then placed on the Council Agenda for consideration by the full Council on the following Tuesday.

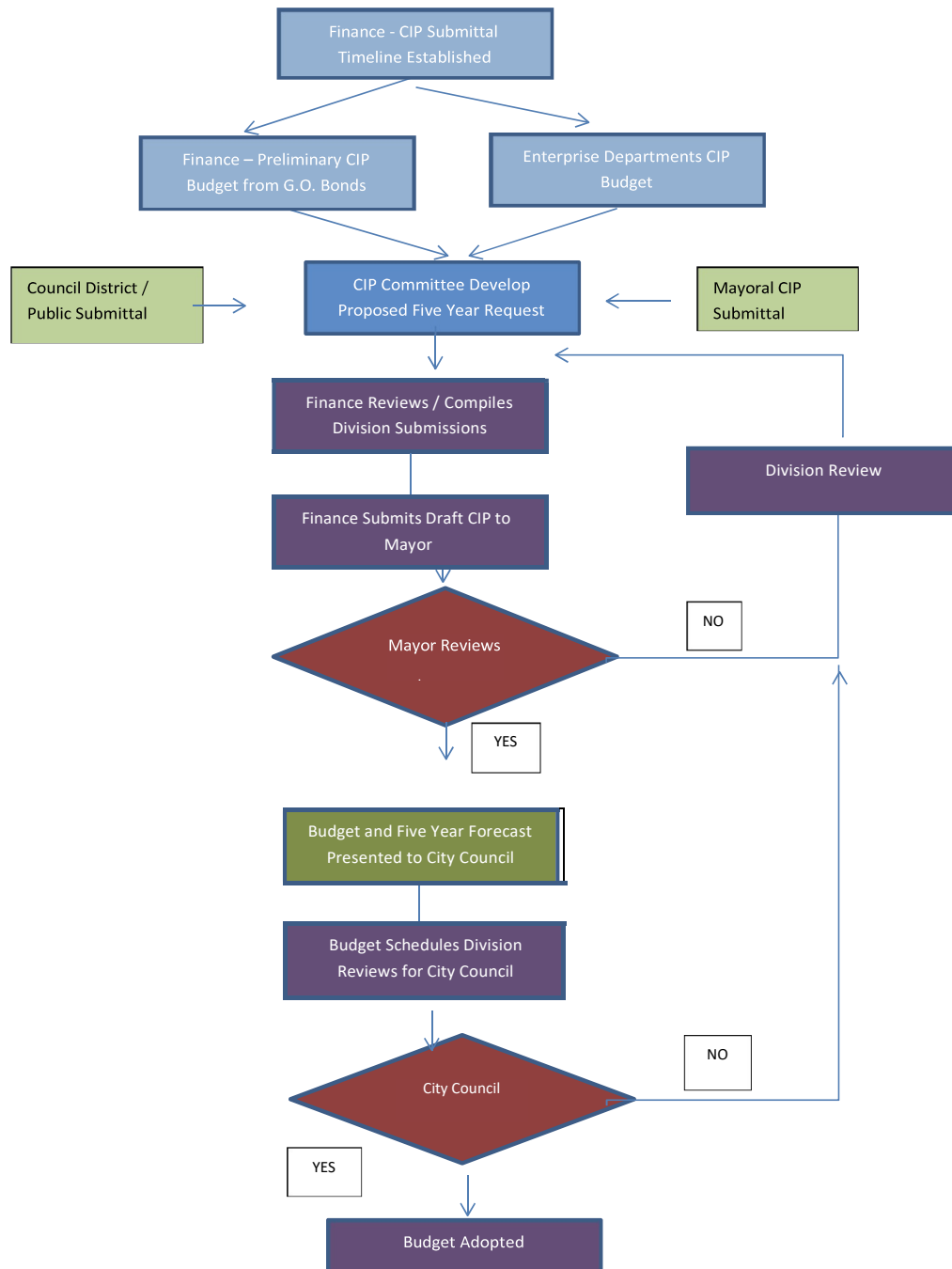
Council’s approval of the resolution gives legal authority to amend the current fiscal year’s budget.

Resolutions may be returned to the originating division/bureau for corrections at any time during the review process.

The need for accuracy in the completion of all appropriate forms and the recognition of time constraints is crucial in processing transfers. Consequently, the Budget Office may be contacted for further assistance and/or information.

## CIP BUDGET PREPARATION PROCESS

### CAPITAL IMPROVEMENT PROGRAM OVERVIEW









**RESOLUTION for City of Memphis**  
**Capital Improvement Program**  
**Fiscal Year 2023**

**WHEREAS**, the Mayor submitted to the Council of the City of Memphis on April 19, 2022 a recommended Capital Acquisition Budget and a Capital Improvement Program for fiscal years 2023 through 2027; and

**WHEREAS**, said Capital Acquisition Budget projects needed acquisitions of vehicles and equipment and the Capital Improvement Program does project on a priority basis the anticipated Capital expenditure required to construct needed public improvements for the said period; and

**WHEREAS**, the Budget Committee of the Council has held meetings and reviewed thoroughly the recommended Capital Acquisition Budget and Capital Improvement Program and will make approved revisions thereto; and

**WHEREAS**, it is the intent of the Council that funds for replacement vehicles and equipment as set forth in the Capital Acquisition Budget should be appropriated herein; and

**WHEREAS**, it is the intent of the Council that funds for construction require appropriation by Council; and

**WHEREAS**, the Comptroller is authorized to bring forward into the 2023 fiscal year all unappropriated allocations for uncompleted projects, or projects that have not begun and are necessary to be carried forward from the fiscal year 2022 Capital Budget as carried forward dollars; and

---

**WHEREAS**, it is the intent of the Council and the Administration to affect a material reduction in future capital expenditures where possible; and

**WHEREAS**, to achieve this goal all prior years G. O. Bond unappropriated allocations, that have not been approved to carry forward in the fiscal year 2022 Capital Improvement Budget, shall be unallocated and removed from the Capital Improvement Program; and

**WHEREAS**, provisions have been made that upon completion or deletion of any authorized project, all unused allocations or unencumbered appropriations on projects completed in FY23, the funding will be returned to its source by the Comptroller and/or made available for transfer or reallocation, subject to further appropriation and allocation of said funds by the Council;

**NOW, THEREFORE, BE IT RESOLVED**, by the City Council of Memphis that the fiscal years 2023-2027 Capital Improvement Program be and the same is hereby approved and adopted as the City's Official Statement of Intent to construct needed public improvements subject to annual review and modification, and the Capital Acquisition Budget is hereby approved and adopted as needed replacements of vehicles and equipment. Funds approved for capital acquisition, street maintenance and asphalt/paving/resurfacing are considered approved, allocated, and appropriated as set forth in the fiscal year 2023 budget upon approval, the welfare of the City requiring it. The General Obligation Bond Capital Improvement Program funding for fiscal year 2023 is \$95,221,200. Appendix "A", which is the Fiscal Year 2023 General Obligation Bond CIP Budget, attached hereto details the construction projects, capital maintenance, and capital acquisitions, and is made a part of this resolution. The Capital Pay Go Capital Improvement

Program funding for fiscal year 2023 is \$26,000,000. Appendix "B", which is the Fiscal Year 2023 Capital Pay Go CIP Budget, attached hereto details the construction projects and capital maintenance, and is made a part of this resolution. The Enterprise Funds Capital Improvement Program funding for fiscal year 2023 is \$154,850,000. Appendix "C", which is the Fiscal Year 2023 Enterprise Funds CIP Budget, attached hereto details the construction projects and capital maintenance, and is made a part of this resolution.

**BE IT FURTHER RESOLVED**, that the fiscal year 2023 allocations in the Capital Improvement Program be and are hereby adopted as the fiscal year 2023 Capital Construction Budget and funds are appropriated for architectural/engineering services and for land options, if necessary. The Administration shall use the following procedures in moving forward with Capital Construction projects:

The Administration shall present to the appropriate Council Committee the schematic design of the project(s) as defined by the standard Architectural and Engineering Agreement used by the City of Memphis, at an architectural or engineering expense not to exceed 20% of the contracted professional fee amount. Projects designed "in house" or gratuitously must also go through the process. Council approval in the next following regular session of the Council is then required before the continuation of any such project.

After such Council approval, Administration will proceed with final plan preparation, final land acquisition and take bids for the project. Council shall be informed as to the time limitation designated in the professional contract.

The Administration will return to the Council for approval of funds for construction expenditures.

**BE IT FURTHER RESOLVED**, that projects with prior years allocation in any stage of design on the date of the 2023 budget adoption, that have not followed the procedure outlined above, must be returned to the Council for approval prior to going to bid.



**BE IT FURTHER RESOLVED** that projects with prior years allocation, which are not yet in the design process on the date of the adoption of the 2023 CIP budget, and have been allowed for carry forward, or are funded by funds other than G. O. Bonds, must follow the same procedure outlined above for all prior approved projects.

**BE IT FURTHER RESOLVED**, that upon the completion/bond release of any authorized project, any unencumbered balance on projects completed in fiscal year 2023 will be returned to its source of funding, and/or made available for transfer or reallocation, subject to further allocation and appropriation of said funds by the Council.

**BE IT FURTHER RESOLVED**, that the Comptroller be and is hereby authorized to un-allocate and eliminate all prior year allocations that have not been carried forward in the fiscal year 2023 Capital Construction Budget.

**BE IT FURTHER RESOLVED**, that after construction funds have been appropriated by the Council, the Comptroller is no longer authorized to approve the transfer of unencumbered funds between categories within each project but must return to the Council for approval of such action.

**BE IT FURTHER RESOLVED**, that projects which subsequently require appropriations more than the total project amount approved in the fiscal year 2023 Capital Construction Budget and the Capital Acquisition Budget be subject to further Council approval.

**BE IT FURTHER RESOLVED**, that any land, building or facility under the jurisdiction of the City of Memphis or which has ever been funded or partially funded by the City of Memphis cannot be demolished, sold, given to, or leased to any non-municipal entity without authorization of the City Council. The authorization does not apply to routine short-term rental. Without authorization

of the City Council, no assets may be received by the City.

**BE IT FURTHER RESOLVED**, that there be and is hereby appropriated an amount up to \$6,000,000 for the acquisition of vehicles and equipment as set forth in the fiscal year 2023 allocation of the Capital Acquisition Budget.

**BE IT FURTHER RESOLVED**, that the Comptroller be and is hereby authorized to bring forward into the fiscal year 2023 Capital Construction Budget all appropriations and only those allocations that have been carried forward from the fiscal year 2022 Capital Construction Budget.

**BE IT FURTHER RESOLVED**, that the Council expressly declares that each section, sub-section, paragraph and provision of this resolution is severable, and that should any portion of this resolution be declared unconstitutional or invalid by a Court of Law, the same shall not affect the remainder of this resolution, but such unconstitutional or invalid portion shall be elided, and the City Council declares that it would have passed this resolution with such unconstitutional or invalid portions elided.

**BE IT FURTHER RESOLVED**, that this resolution take effect from and after the date it shall have been passed by the Council, and become effective as otherwise provided by the law.

I hereby certify that the foregoing is a true copy and document was adopted, approved by the Council of the City of Memphis in regular session on

Date JUN 07 2022

5

Valerie C. Smyser  
Deputy Comptroller-Council Records

**FY2023 CIP Resolution  
G.O. Bonds  
APPENDIX A**

Division	Project Number	Project Name	Funding/Allocation
<b><u>GENERAL OBLIGATION (G.O.) BONDS</u></b>			
<b>Convention Center</b>	GS23300	Convention Center Coverline	\$400,000
		<b>Convention Center Subtotal</b>	<b>\$400,000</b>
<b>Engineering</b>	EN01067	HSIP Coverline	\$150,000
	EN23100	Traffic Signals Coverline FY23	\$1,000,000
	EN23200	Traffic Calming Devices Coverline FY23	\$1,700,000
	EN23300	Urban Art Coverline FY23	\$400,000
	EN23400	Traffic Safety Development Coverline FY23	\$250,000
		<b>Engineering Subtotal</b>	<b>\$3,500,000</b>
<b>Fire Services</b>	FS02031	Fire Station 1	\$500,000
	FS02032	EMA Sirens	\$127,200
	FS02033	Drill Tower Improvements	\$1,000,000
	FS04012	Personal Protective Equipment	\$644,000
	FS23100	Fire Station Improvements Coverline	\$1,500,000
		<b>Fire Services Subtotal</b>	<b>\$3,771,200</b>
<b>General Services</b>	GS23100	Major Modifications (Property Maintenance) Coverline	\$9,000,000
	GS22201	FY23 City Hall Improvements	\$7,000,000
	GS0223A-B	Capital Acquisitions	\$6,000,000
	GS01049	Coke Facility	\$8,000,000
		<b>General Services Subtotal</b>	<b>\$30,000,000</b>
<b>Housing &amp; Community Development</b>	CD01030	MHA-Foote Homes Future HOPE VI (South City)	\$2,000,000
	CD02018	Edgeview @ Legends Park - Senior Housing	\$500,000
		<b>Housing &amp; Community Development Subtotal</b>	<b>\$2,500,000</b>
<b>Information Technology</b>	IS01082	Treasury Tax System	\$2,000,000
	IT01001	Desktop & Application Infrastructure	\$500,000
	IT01002	Cyber Security Infrastructure Upgrade	\$1,000,000
	IT01003	Operational Infrastructure Enhancements	\$1,000,000
	IT01004	Implementation Modernization	\$1,000,000
		<b>Information Technology Subtotal</b>	<b>\$5,500,000</b>
<b>MATA</b>			
	GA03028	Innovation Corridor Bus Rapid Transit	\$5,000,000
	GA03029	Transit Vision Project	\$1,000,000
		<b>MATA Subtotal</b>	<b>\$6,000,000</b>

**FY2023 CIP Resolution  
G.O. Bonds  
APPENDIX A**

Division	Project Number	Project Name	Funding/Allocation
<b>Memphis Parks</b>	PK03004	Tennis Major Maintenance	\$750,000
	PK071TBD	Wolf River Greenway	\$1,000,000
	PK08037	Lichterman Nature Center Major Maintenance	\$500,000
	PK09002	Zoo Major Maintenance & Others	\$250,000
	PKTBD	Audubon Golf Course	\$4,000,000
	PKTBD	Lester Community Center	\$4,000,000
	PK23100	Memphis Parks Coverline	\$2,500,000
<b>Memphis Parks Subtotal</b>			<b>\$13,000,000</b>
<b>Memphis River Parks</b>	GA01-tbd	Garage @ Poplar and Front Repairs	\$120,000
	GA01-tbd	Gates for Wagner Parking Lot	\$30,000
	GA01-tbd	Greenbelt Fencing @ Mud Island Dog Park	\$125,000
	GA01-tbd	Upgrade Canopy Lighting	\$525,000
<b>Memphis River Parks Subtotal</b>			<b>\$800,000</b>
<b>Police Services</b>	PD02013	Police Academy Renovation	\$750,000
	PD02016	New Mt. Moriah Station	\$4,000,000
	PD04022	In-Car Video - GPS	\$1,000,000
	PD04029	Radio Maintenance Building Rehab Project	\$300,000
<b>Police Services Subtotal</b>			<b>\$6,050,000</b>
<b>Public Works</b>	PW23100	Asphalt Paving Coverline	\$20,000,000
	PW23200	Replace Various Sidewalks Coverline	\$500,000
	PW23300	ADA Curb Ramp Coverline	\$1,000,000
	PW23400	Bridge Repair Coverline	\$800,000
	PW01290	Channel Avenue Repaving	\$1,400,000
<b>Public Works Subtotal</b>			<b>\$23,700,000</b>
<b>GRAND TOTAL - G.O. BONDS</b>			<b>\$95,221,200</b>



**FY2023 CIP Resolution  
Capital Pay Go  
APPENDIX B**

Division	Project Number	Project Name	Funding/Allocation
City Council	CCTBD	Council Directed Improvements - Libraries, Parks, Community Centers	\$2,600,000
		<b>City Council Subtotal</b>	<b>\$2,600,000</b>
Engineering	EN23200	Traffic Calming Devices Coverline FY23	\$500,000
		<b>Engineering Subtotal</b>	<b>\$500,000</b>
General Services	GS23100	Major Modifications (Property Maintenance) Coverline	\$1,000,000
		<b>General Services Subtotal</b>	<b>\$1,000,000</b>
Memphis Parks	PKTBD	Ida B. Wells Park Renovation	\$300,000
	PK23100	Memphis Parks Coverline	\$1,000,000
	PKTBD	Neighborhood Splash Pad	\$1,200,000
	PKTBD	Neighborhood Splash Pad	\$1,200,000
	PKTBD	Davy Crockett Outdoor Park	\$2,200,000
		<b>Memphis Parks Subtotal</b>	<b>\$5,900,000</b>
Memphis River Parks	GATBD	Mud Island Monorail and Renovations	\$5,500,000
		<b>Memphis River Parks Subtotal</b>	<b>\$5,500,000</b>
Public Works	PW23200	Replace Various Sidewalks Coverline	\$500,000
	PWTBD	Harbor Docks	\$10,000,000
		<b>Public Works Subtotal</b>	<b>\$10,500,000</b>
<b>GRAND TOTAL - CAPITAL PAY GO</b>			<b>\$26,000,000</b>

**FY2023 CIP Resolution  
Enterprise Funds  
APPENDIX C**

Division	Project Number	Project Name	Funding/Allocation
<b>Sewer</b>	SW23100	FY23 Misc Subdivisions Outfalls Coverline	\$3,500,000
	SW23200	FY23 Rehab Existing Coverline	\$14,500,000
	SW23300	FY23 Service Unsewered Coverline	\$2,000,000
	SW02011	Covered Anaerobic Lagoon	\$4,000,000
	SW02033	South Plant Expansion	\$32,500,000
	SW04009	Stiles Plant Modification	\$10,000,000
	SW04011	Stiles WWTF Biosolids Upgrades	\$31,000,000
	SW05001	Sewer Assessment and Rehab	\$40,000,000
<b>SEWER TOTAL</b>			<b>\$137,500,000</b>
<b>Storm Water</b>	ST02001	Design - ST Coverline	\$6,000,000
	ST03205	Drainage - ST Coverline	\$10,000,000
	ST03211	Curb & Gutter Miscellaneous Locations Coverline	\$500,000
	ST03214	Flood Mitigation Coverline	\$350,000
	ST03216	Bridge Repair Coverline	\$500,000
<b>STORM WATER TOTAL</b>			<b>\$17,350,000</b>
<b>GRAND TOTAL - ENTERPRISE FUNDS</b>			<b>\$154,850,000</b>



# CIP SUMMARY

---

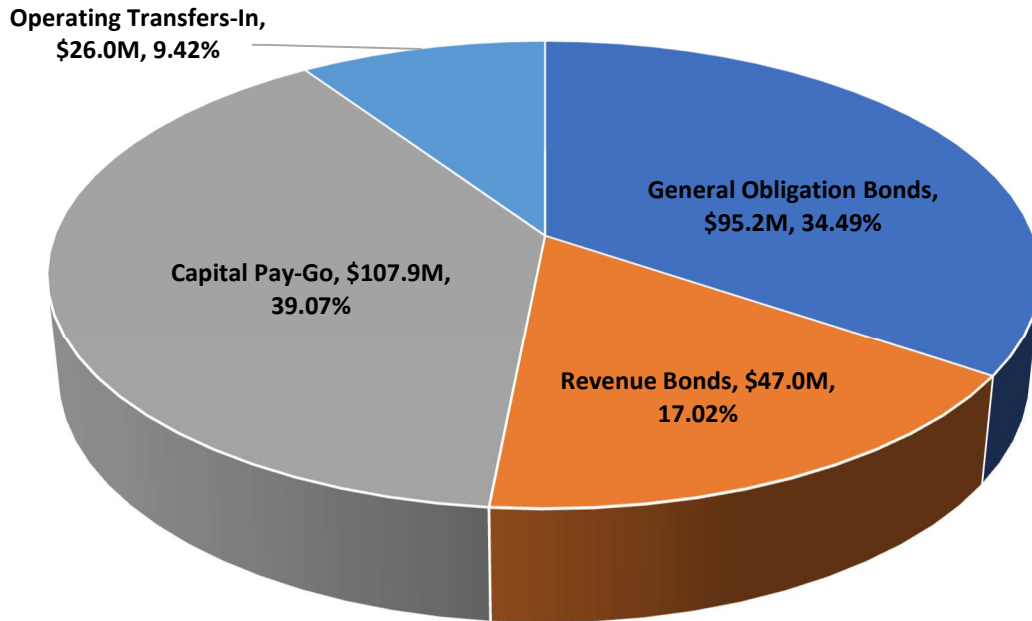
## City-Wide Summary

This section presents a summary of all active Capital Improvement Program projects throughout the City of Memphis.

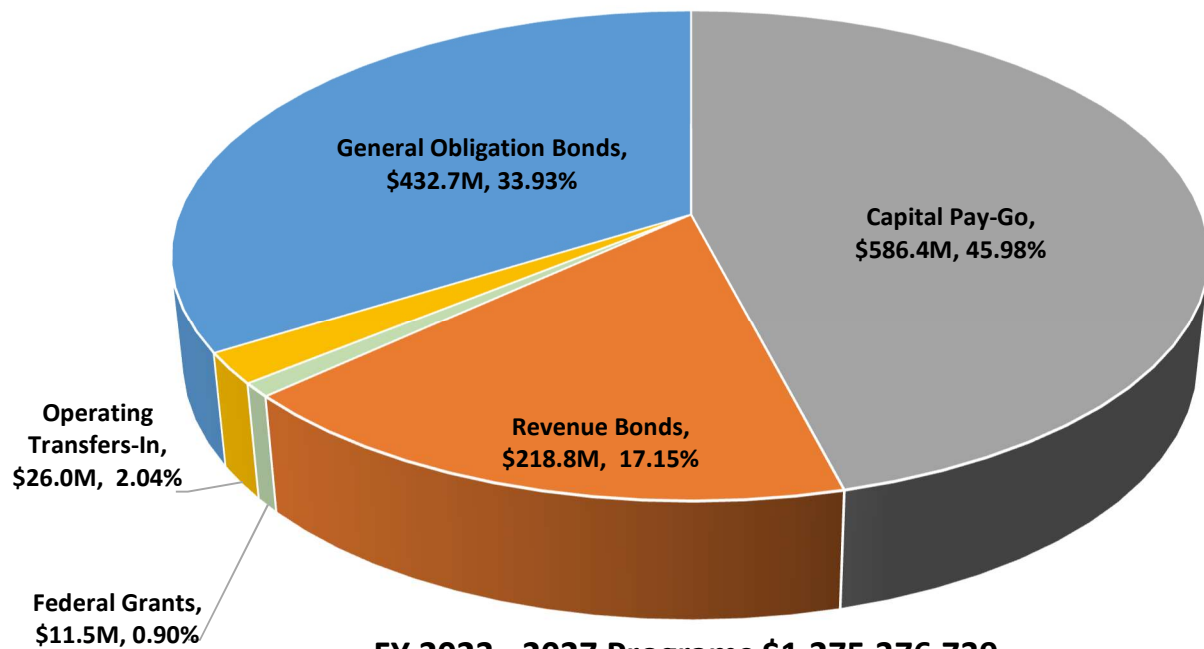
## City-Wide CIP Summary by Category

	Carryforward	FY 2023	FY 2024	FY 2025	FY 2026	FY 2027	Total
<b>REVENUE SOURCES</b>							
Capital Pay-Go	212,152,606	107,850,000	94,850,000	94,350,000	41,350,000	35,850,000	586,402,606
Federal Grants	11,490,435	0	0	0	0	0	11,490,435
CIP							
General	5,001,679	95,221,200	102,475,562	78,849,473	75,132,032	76,053,752	432,733,698
Obligation							
Bonds							
Operating	0	26,000,000	0	0	0	0	26,000,000
Transfers-In							
Sewer Revenue	70,000,000	30,000,000	25,000,000	0	0	0	125,000,000
Bonds							
Storm Water	7,350,000	17,000,000	17,000,000	17,000,000	17,700,000	17,700,000	93,750,000
Revenue Bonds							
<b>Total Revenues</b>	<b>305,994,720</b>	<b>276,071,200</b>	<b>239,325,562</b>	<b>190,199,473</b>	<b>134,182,032</b>	<b>129,603,752</b>	<b>1,275,376,739</b>
<b>EXPENDITURE TYPES</b>							
Architecture	128,334,932	85,610,000	84,735,000	68,212,000	40,050,000	39,550,000	446,491,932
and Engineering							
Contract	175,368,038	172,475,000	132,940,750	101,893,281	73,650,000	69,518,000	725,845,069
Construction							
Furniture	1,537,750	1,335,000	1,635,543	680,000	700,000	700,000	6,588,293
Fixture							
Equipment							
Information	450,000	7,120,000	5,627,365	4,080,000	4,097,000	4,113,000	25,487,365
Technology							
Land	0	1,260,000	310,000	310,000	310,000	310,000	2,500,000
Acquisition							
Land	0	100,000	0	0	0	0	100,000
Development							
Other Cost	304,000	2,171,200	2,576,904	3,024,192	2,375,032	2,412,752	12,864,080
Vehicles CAP	0	6,000,000	11,500,000	12,000,000	13,000,000	13,000,000	55,500,000
<b>Total Expenditures</b>	<b>305,994,720</b>	<b>276,071,200</b>	<b>239,325,562</b>	<b>190,199,473</b>	<b>134,182,032</b>	<b>129,603,752</b>	<b>1,275,376,739</b>

## CAPITAL IMPROVEMENT PROGRAM SOURCE OF FUNDS



**FY 2023 Budget \$276,071,200**



**FY 2023 - 2027 Programs \$1,275,376,739**

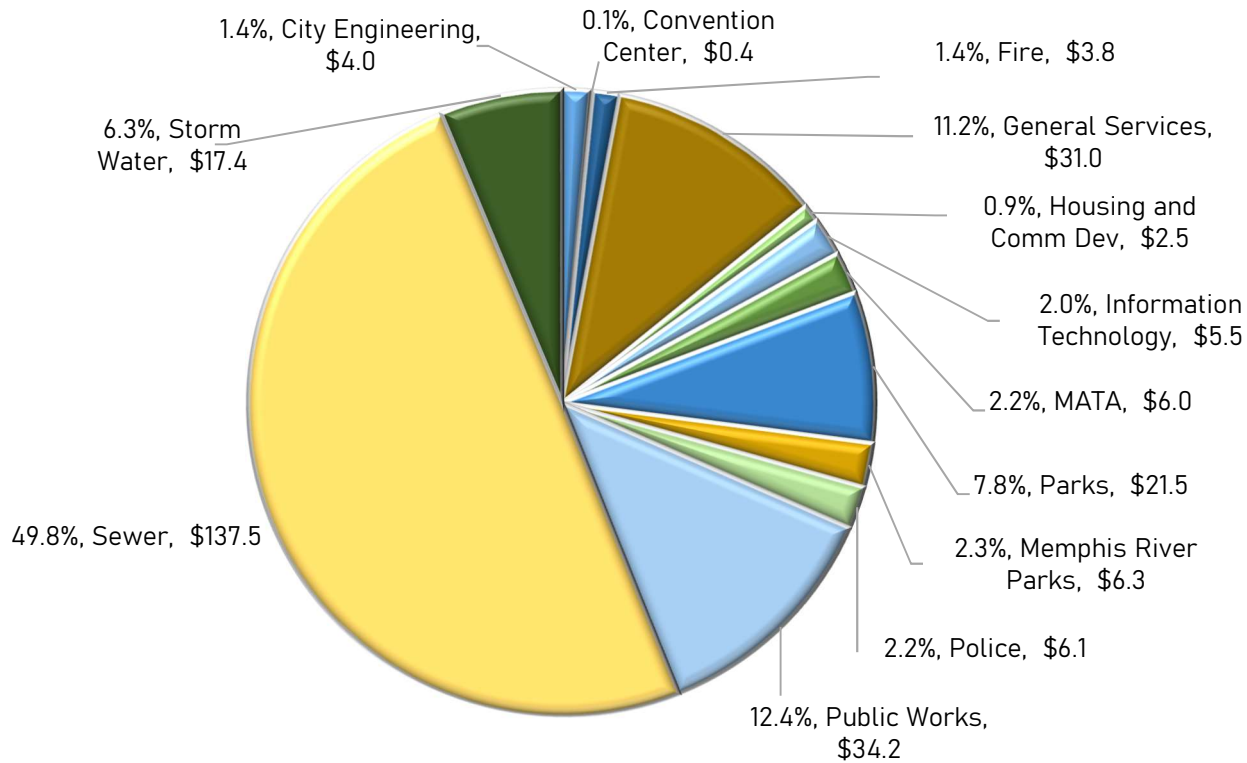
Includes Carryforward Allocation

## City-Wide CIP Summary by Division

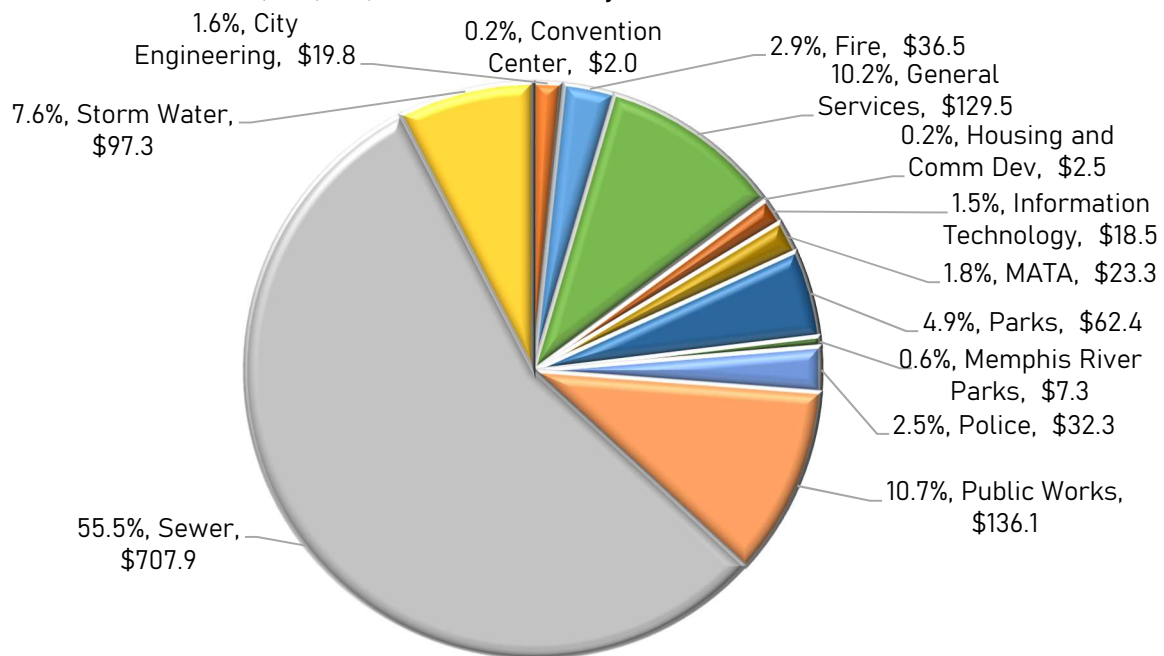
Division	Carry-forward	FY 2023	FY 2024	FY 2025	FY 2026	FY 2027	Total
City Engineering	763,057	4,000,000	3,760,000	3,760,000	3,760,000	3,760,000	19,803,057
Convention Center	0	400,000	400,000	400,000	400,000	400,000	2,000,000
Fire Services	415,380	3,771,200	10,471,904	6,214,192	7,345,032	8,250,752	36,468,460
General Services	0	31,000,000	26,000,000	24,500,000	24,000,000	24,000,000	129,500,000
HCD	0	2,500,000	0	0	0	0	2,500,000
Information Technology	0	5,500,000	3,250,000	3,250,000	3,250,000	3,250,000	18,500,000
MATA	2,291,750	6,000,000	5,755,750	7,791,441	750,000	750,000	23,338,941
Memphis Parks	300,000	21,500,000	20,850,000	7,250,000	6,250,000	6,250,000	62,400,000
Memphis River Parks	0	6,300,000	250,000	250,000	250,000	250,000	7,300,000
Police Services	0	6,050,000	9,437,908	3,133,840	6,827,000	6,843,000	32,291,748
Public Works	12,721,927	34,200,000	22,300,000	22,300,000	22,300,000	22,300,000	136,121,927
Sewer	280,373,624	137,500,000	119,500,000	94,000,000	41,000,000	35,500,000	707,873,624
Storm Water	9,128,982	17,350,000	17,350,000	17,350,000	18,050,000	18,050,000	97,278,982
<b>Total</b>	<b>305,994,720</b>	<b>276,071,200</b>	<b>239,325,562</b>	<b>190,199,473</b>	<b>134,182,032</b>	<b>129,603,752</b>	<b>1,275,376,739</b>

## CAPITAL IMPROVEMENT PROGRAM USE OF FUNDS

**FY23 Budget \$276,071,200 (in millions)**



**FY23 - FY27 Programs (in millions)**  
**\$1,275,376,739 Includes Carryforward Allocation**





## FY2023 Capital Improvement Budget Summary

Project Number	Project Name	Carryforward	FY2023	Total FY2023
<b>CITY ENGINEERING</b>				
EN23100	Traffic Signals Coverline	\$0	\$1,000,000	\$1,000,000
EN23200	Traffic Calming Devices Coverline	\$0	\$2,200,000	\$2,200,000
EN23300	Urban Art Coverline	\$0	\$400,000	\$400,000
EN23400	Traffic Safety Development Coverline	\$500,000	\$250,000	\$750,000
EN01067	HSIP Coverline	\$263,057	\$150,000	\$413,057
<b>Total City Engineering</b>		<b>\$763,057</b>	<b>\$4,000,000</b>	<b>\$4,763,057</b>
<b>CONVENTION CENTER</b>				
GS23200	Convention Center Coverline	\$0	\$400,000	\$400,000
<b>Total Convention Center</b>		<b>\$0</b>	<b>\$400,000</b>	<b>\$400,000</b>
<b>FIRE SERVICES</b>				
FS02008	Fire Station 11 Construction	\$165,380	\$0	\$165,380
FS02031	Fire Station 1 Construction	\$0	\$500,000	\$500,000
FS02032	EMA Sirens	\$0	\$127,200	\$127,200
FS02033	Drill Tower Improvements	\$250,000	\$1,000,000	\$1,250,000
FS04012	Personal Protective Equipment	\$0	\$644,000	\$644,000
FS23100	Fire Station Improvements Coverline	\$0	\$1,500,000	\$1,500,000
<b>Total Fire Services</b>		<b>\$415,380</b>	<b>\$3,771,200</b>	<b>\$4,186,580</b>
<b>GENERAL SERVICES</b>				
GS01049	Coke Facility - Adaptive Reuse	\$0	\$8,000,000	\$8,000,000
GS23100	Major Modifications Coverline	\$0	\$10,000,000	\$10,000,000
GS22201	City Hall Improvements	\$0	\$7,000,000	\$7,000,000
GS0223A	FY23 CAQ Police	\$0	\$3,000,000	\$3,000,000
GS0223B	FY23 CAQ Fire	\$0	\$3,000,000	\$3,000,000
<b>Total General Services</b>		<b>\$0</b>	<b>\$31,000,000</b>	<b>\$31,000,000</b>
<b>HOUSING AND COMMUNITY DEVELOPMENT</b>				
CD01030	MHA-Foote Homes Future HOPE VI	\$0	\$2,000,000	\$2,000,000
CD02018	Edgeview at Legends Park (Sr. Housing)	\$0	\$500,000	\$500,000
<b>Total Housing and Community Development</b>		<b>\$0</b>	<b>\$2,500,000</b>	<b>\$2,500,000</b>

**FY2023 Capital Improvement Budget Summary** *(Continued)*

Project Number	Project Name	Carryforward	FY2023	Total FY2023
<b>INFORMATION TECHNOLOGY</b>				
IT01001	Desktop & Application Infrastructure	\$0	\$500,000	\$500,000
IT01002	Cyber Security Infrastructure Upgrade	\$0	\$1,000,000	\$1,000,000
IT01003	Operational Infrastructure Enhancements	\$0	\$1,000,000	\$1,000,000
IT01004	Implementation Modernization	\$0	\$1,000,000	\$1,000,000
IT01005	Treasury Tax System	\$0	\$2,000,000	\$2,000,000
<b>Total Information Technology</b>		<b>\$0</b>	<b>\$5,500,000</b>	<b>\$5,500,000</b>
<b>MATA</b>				
GA03011	Paratransit In-Service Vehicles	\$841,750	\$0	\$841,750
GA03023	Operations/Maintenance Facility	\$1,450,000	\$0	\$1,450,000
GA03028	Innovation Corridor Bus Rapid Transit	\$0	\$5,000,000	\$5,000,000
GA03029	Transit Vision Project	\$0	\$1,000,000	\$1,000,000
<b>Total MATA</b>		<b>\$2,291,750</b>	<b>\$6,000,000</b>	<b>\$6,000,000</b>
<b>MEMPHIS PARKS</b>				
PK01036	Lester Community Center Replacement	\$0	\$4,000,000	\$4,000,000
PK03004	Tennis Major Maintenance	\$0	\$750,000	\$750,000
PK04018	Douglass Park Splash Pad	\$0	\$1,200,000	\$1,200,000
PK04019	McFarland Park Splash Pad	\$0	\$1,200,000	\$1,200,000
PK06018	Audubon Golf Course Redesign	\$0	\$4,000,000	\$4,000,000
PK07126	Ida B. Wells Plaza Renovation	\$0	\$300,000	\$300,000
PK07127	Wolf River Greenway Improvs. (Phase 6)	\$0	\$1,000,000	\$1,000,000
PK07128	Davy Crockett Outdoor Adventure	\$0	\$2,200,000	\$2,200,000
PK07-TBD	Parks/Libraries Council Dist. Improvements	\$0	\$2,600,000	\$2,600,000
PK08037	Lichterman Major Maintenance	\$0	\$500,000	\$500,000
PK09002	Zoo Major Maintenance	\$300,000	\$250,000	\$550,000
PK23100	Memphis Parks Coverline	\$0	\$3,500,000	\$3,500,000
<b>Total Memphis Parks</b>		<b>\$300,000</b>	<b>\$21,500,000</b>	<b>\$21,800,000</b>
<b>MEMPHIS RIVER PARKS</b>				
GA07003	Garage Repairs-Front at Poplar	\$0	\$120,000	\$120,000
GA07004	Gates-Wagner Parking Lot	\$0	\$30,000	\$30,000
GA07005	Greenbelt Park Fence Upgrades	\$0	\$125,000	\$125,000
GA07006	Canopy Lighting-Mud Island Terminals	\$0	\$525,000	\$525,000
GA07007	Mud Island Monorail & Renovations	\$0	\$5,500,000	\$5,500,000
<b>Total Memphis River Parks</b>		<b>\$0</b>	<b>\$6,300,000</b>	<b>\$6,300,000</b>
<b>POLICE SERVICES</b>				
PD02013	Police Academy Renovation	\$0	\$750,000	\$750,000
PD02016	New Mount Moriah Station	\$0	\$4,000,000	\$4,000,000
PD04022	In-Car Video/GPS/BWC	\$0	\$1,000,000	\$1,000,000
PD04029	Radio Maintenance Building Rehab Project	\$0	\$300,000	\$300,000
<b>Total Police Services</b>		<b>\$0</b>	<b>\$6,050,000</b>	<b>\$6,050,000</b>

FY2023 Capital Improvement Budget Summary *(Continued)*

Project Number	Project Name	Carryforward	FY2023	Total FY2023
<b>PUBLIC WORKS</b>				
PW23100	Asphalt Paving Coverline	\$0	\$20,000,000	\$20,000,000
PW23200	Sidewalks Coverline	\$0	\$1,000,000	\$1,000,000
PW23300	ADA Curb Ramp Coverline	\$0	\$1,000,000	\$1,000,000
PW23400	Bridge Repair (PW) Coverline	\$0	\$800,000	\$800,000
PW01064	Elvis Presley/Shelby/Winchester	\$6,509,927	\$0	\$6,509,927
PW01280	Union-Pauline to Flicker	\$2,400,000	\$0	\$2,400,000
PW01290	Channel Avenue Repaving	\$212,000	\$1,400,000	\$1,612,000
PW04118	Harbor Avenue Repaving	\$3,600,000	\$0	\$3,600,000
PW04123	Harbor Docks	\$0	\$10,000,000	\$10,000,000
<b>Total Public Works</b>		<b>\$12,721,927</b>	<b>\$34,200,000</b>	<b>\$46,921,927</b>
<b>SEWER</b>				
SW23100	Misc Subdivisions Outfalls Coverline	\$0	\$3,500,000	\$3,500,000
SW23200	Rehab Existing Systems Coverline	\$0	\$14,500,000	\$14,500,000
SW23300	Service Unsewered Coverline	\$0	\$2,000,000	\$2,000,000
SW02006	Sludge Disposal/Earth Complex	\$19,357,993	\$0	\$19,357,993
SW02011	Covered Anaerobic Lagoon	\$40,800,000	\$4,000,000	\$44,800,000
SW02033	South Plant Expansion	\$40,403,638	\$32,500,000	\$72,903,638
SW04009	Stiles Plant Modification	\$35,478,842	\$10,000,000	\$45,478,842
SW04011	Stiles WWTF Biosolids Upgrades	\$63,000,000	\$31,000,000	\$94,000,000
SW05001	Sewer Assessment & Rehab	\$81,333,151	\$40,000,000	\$121,333,151
<b>Total Sewer</b>		<b>\$280,373,624</b>	<b>\$137,500,000</b>	<b>\$417,873,624</b>
<b>STORM WATER</b>				
ST02001	Design Coverline	\$0	\$6,000,000	\$6,000,000
ST03205	Drainage Coverline	\$7,288,795	\$10,000,000	\$17,288,795
ST03207	Flood Control Coverline	\$1,840,187	\$0	\$1,840,187
ST03211	Curb & Gutter-Misc Locations Coverline	\$0	\$500,000	\$500,000
ST03214	Flood Mitigation Coverline	\$0	\$350,000	\$350,000
ST03216	Bridge Repair (ST) Coverline	\$0	\$500,000	\$500,000
<b>Total Storm Water</b>		<b>\$9,128,982</b>	<b>\$17,350,000</b>	<b>\$26,478,982</b>
<b>GRAND TOTAL FY2023</b>		<b>\$305,994,720</b>	<b>\$276,071,200</b>	<b>\$582,065,920</b>

## FY2023 Division Capital Acquisition Summary

Division/Legal Level	Detailed Description	Units	Estimated Cost per Unit	Total Cost (G.O. Bonds)	Division Total
<b>FIRE SERVICES - GS0223B</b>					
Suppression	Aerial Ladder Truck	1	\$1,235,000	\$1,235,000	
Suppression	Heavy Rescue Truck	1	\$1,215,000	\$1,215,000	
Emergency	Chief Emergency Response Vehicles	10	\$50,000	\$500,000	
Emergency	Fire Marshal Emergency Response SUV	1	\$50,000	\$50,000	
<b>Total Fire Services</b>					<b>\$3,000,000</b>
<b>POLICE SERVICES - GS0223A</b>					
Patrol	Marked Vehicles	40	\$41,000	\$1,640,000	
Patrol – Lt.	Marked Lt. Vehicles	10	\$37,500	\$375,000	
Command	Unmarked Command Vehicles	5	\$36,500	\$182,500	
Admin	Unmarked SUVs for Chief and Asst. Chiefs	3	\$46,500	\$139,500	
Crime Scene	Marked Minivans (CSI)	3	\$25,500	\$76,500	
Patrol	Unmarked Vehicles for Asst. Chiefs	6	\$37,000	\$222,000	
Inspector Services	Unmarked Vehicles	15	\$23,500	\$352,500	
<b>Total Police Services</b>					<b>\$2,988,000</b>
<b>TOTAL - ALL DIVISIONS</b>					<b>\$5,988,000</b>



## Current Year Division Summary

	Carryforward	FY 2023
<b>REVENUE SOURCES</b>		
General Obligation Bonds	763,057	3,500,000
Operating Transfers-In	0	500,000
<b>Total Revenues</b>	<b>763,057</b>	<b>4,000,000</b>
<b>EXPENDITURE TYPES</b>		
Architecture and Engineering	186,949	600,000
Contract Construction	576,108	2,400,000
Furniture Fixture Equipment	0	590,000
Land Acquisition	0	10,000
Other Cost	0	400,000
<b>Total Expenditures</b>	<b>763,057</b>	<b>4,000,000</b>

## Five-Year Division Summary

	Carryforward	FY 2023	FY 2024	FY 2025	FY 2026	FY 2027	Total
<b>REVENUE SOURCES</b>							
General Obligation Bonds	763,057	3,500,000	3,760,000	3,760,000	3,760,000	3,760,000	19,303,057
Operating Transfers-In	0	500,000	0	0	0	0	500,000
<b>Total Revenues</b>	<b>763,057</b>	<b>4,000,000</b>	<b>3,760,000</b>	<b>3,760,000</b>	<b>3,760,000</b>	<b>3,760,000</b>	<b>19,803,057</b>
<b>EXPENDITURE TYPES</b>							
Architecture and Engineering	186,949	600,000	600,000	600,000	600,000	600,000	3,186,949
Contract Construction	576,108	2,400,000	2,150,000	2,150,000	2,150,000	2,150,000	11,576,108
Furniture Fixture Equipment	0	590,000	600,000	600,000	600,000	600,000	2,990,000
Land Acquisition	0	10,000	10,000	10,000	10,000	10,000	50,000
Other Cost	0	400,000	400,000	400,000	400,000	400,000	2,000,000
<b>Total Expenditures</b>	<b>763,057</b>	<b>4,000,000</b>	<b>3,760,000</b>	<b>3,760,000</b>	<b>3,760,000</b>	<b>3,760,000</b>	<b>19,803,057</b>

City Engineering - Summary by Project

Reference Number	Project Number	Project Name	Carry-forward	FY 2023	FY 2024	FY 2025	FY 2026	FY 2027	Total
1	EN23100	Traffic Signals Coverline	0	1,000,000	1,260,000	1,260,000	1,260,000	1,260,000	6,040,000
2	EN23200	Traffic Calming Devices Coverline	0	2,200,000	1,700,000	1,700,000	1,700,000	1,700,000	9,000,000
3	EN23300	Urban Art Coverline	0	400,000	400,000	400,000	400,000	400,000	2,000,000
4	EN23400	Traffic Safety Development Coverline	500,000	250,000	250,000	250,000	250,000	250,000	1,750,000
5	EN01067	HSIP Coverline	263,057	150,000	150,000	150,000	150,000	150,000	1,013,057
Total All Projects			763,057	4,000,000	3,760,000	3,760,000	3,760,000	3,760,000	19,803,057

CITY ENGINEERING • SUMMARY BY PROJECT

**Project Reference No. 1****Project Name** FY23 Traffic Signals Coverline**Project Number** EN23100**Project Description / Justification:**

This project is used to purchase traffic signal materials to be installed by City personnel to provide greater safety, improve the flow of traffic, and upgrade existing traffic signals that do not meet safety standards. New controllers, poles, and other equipment will be purchased to replace old and inoperable ones. The funding allocated to this project in FY23 should be appropriated to active construction projects by June 2023.

**Operating Budget Impact:** None**Council District:** All**Super District:** Both**Project Spend to Date:** N/A

	Carryforward	FY 2023	FY 2024	FY 2025	FY 2026	FY 2027	Total
<b>REVENUE SOURCES</b>							
General Obligation Bonds	0	1,000,000	1,260,000	1,260,000	1,260,000	1,260,000	6,040,000
<b>Total Revenues</b>	<b>0</b>	<b>1,000,000</b>	<b>1,260,000</b>	<b>1,260,000</b>	<b>1,260,000</b>	<b>1,260,000</b>	<b>6,040,000</b>
<b>EXPENDITURE TYPES</b>							
Architecture and Engineering	0	50,000	50,000	50,000	50,000	50,000	250,000
Contract Construction	0	350,000	600,000	600,000	600,000	600,000	2,750,000
Furniture Fixture Equipment	0	590,000	600,000	600,000	600,000	600,000	2,990,000
Land Acquisition	0	10,000	10,000	10,000	10,000	10,000	50,000
<b>Total Expenditures</b>	<b>0</b>	<b>1,000,000</b>	<b>1,260,000</b>	<b>1,260,000</b>	<b>1,260,000</b>	<b>1,260,000</b>	<b>6,040,000</b>



**Project Reference No. 2**

**Project Name** FY23 Traffic Calming Devices Coverline  
**Project Number** EN23200

**Project Description / Justification:**

This project is for the installation of traffic calming devices such as speed humps, traffic circles, and rumble strips on local neighborhood streets that have documented speeding problems and meet established criteria for installation. This is an extremely popular program with neighborhoods and requests continue to be received. The funding allocated to this project in FY23 should be appropriated to study, design and build speed hump locations by June 2023.

**Operating Budget Impact:** None;  
 \$500,000  
 FY23 funding  
 to come from  
 General Fund  
 reserves

**Council District:** All

**Super District:** Both

**Project Spend to Date:** N/A

	Carryforward	FY 2023	FY 2024	FY 2025	FY 2026	FY 2027	Total
<b>REVENUE SOURCES</b>							
General Obligation	0	1,700,000	1,700,000	1,700,000	1,700,000	1,700,000	8,500,000
Bonds							
Operating Transfers-In	0	500,000	0	0	0	0	500,000
<b>Total Revenues</b>	<b>0</b>	<b>2,200,000</b>	<b>1,700,000</b>	<b>1,700,000</b>	<b>1,700,000</b>	<b>1,700,000</b>	<b>9,000,000</b>

**EXPENDITURE TYPES**

Architecture and Engineering	0	350,000	350,000	350,000	350,000	350,000	1,750,000
Contract Construction	0	1,850,000	1,350,000	1,350,000	1,350,000	1,350,000	7,250,000
<b>Total Expenditures</b>	<b>0</b>	<b>2,200,000</b>	<b>1,700,000</b>	<b>1,700,000</b>	<b>1,700,000</b>	<b>1,700,000</b>	<b>9,000,000</b>

**Project Reference No. 3****Project Name** FY23 Urban Art Coverline**Project Number** EN23300**Project Description / Justification:**

This project makes funding available to create artworks that function as an essential element within the overall design of various City projects, complementing existing or proposed architectural elements within capital improvement projects. The total funding for all Urban Art CIP may not exceed \$1.5 million in two successive fiscal years. Urban Art CIP is limited to \$1 million per fiscal year by Ordinance No. 4934. The funding allocated to this project in FY23 should be appropriated to active art installation projects by June 2023.

**Operating Budget Impact:** None**Council District:** All**Super District:** Both**Project Spend to Date:** N/A

		Carryforward	FY 2023	FY 2024	FY 2025	FY 2026	FY 2027	Total
<b>REVENUE SOURCES</b>								
General Obligation Bonds		0	400,000	400,000	400,000	400,000	400,000	2,000,000
<b>Total</b>	<b>Revenues</b>	<b>0</b>	<b>400,000</b>	<b>400,000</b>	<b>400,000</b>	<b>400,000</b>	<b>400,000</b>	<b>2,000,000</b>
<b>EXPENDITURE TYPES</b>								
Other Cost		0	400,000	400,000	400,000	400,000	400,000	2,000,000
<b>Total</b>	<b>Expenditures</b>	<b>0</b>	<b>400,000</b>	<b>400,000</b>	<b>400,000</b>	<b>400,000</b>	<b>400,000</b>	<b>2,000,000</b>

Project Reference No. 4

Project Name FY23 Traffic Safety Development Coverline

Project Number EN23400

**Project Description / Justification:**

This project funds specific traffic safety development initiatives by District as identified and mandated by members of the City Council. The funding allocated to this project in FY23 should be appropriated to active construction projects by June 2023.

**Operating Budget** None

**Impact:**

**Council District:** All

**Super District:** Both

**Project Spend to Date:** N/A

		Carryforward	FY 2023	FY 2024	FY 2025	FY 2026	FY 2027	Total
REVENUE SOURCES								
General Obligation Bonds		500,000	250,000	250,000	250,000	250,000	250,000	1,750,000
Total	Revenues	500,000	250,000	250,000	250,000	250,000	250,000	1,750,000
EXPENDITURE TYPES								
Architecture and Engineering		50,000	50,000	50,000	50,000	50,000	50,000	300,000
Contract Construction		450,000	200,000	200,000	200,000	200,000	200,000	1,450,000
Total	Expenditures	500,000	250,000	250,000	250,000	250,000	250,000	1,750,000

**Project Reference No. 5****Project Name** HSIP Coverline**Project Number** EN01067**Project Description / Justification:**

This project will provide matching funds for Highway Safety Improvement Program (HSIP) projects directed by the State. The Federal Highway Administration defines HSIP as a "program to achieve reduction in traffic fatalities and serious injuries on all public roads." These projects often include intersection and rail crossing improvements. The funding allocated to this project in FY23 should be appropriated to active construction projects by June 2023.

**Operating Budget Impact:** None**Council District:** All**Super District:** Both**Project Spend to Date:** N/A

		Carryforward	FY 2023	FY 2024	FY 2025	FY 2026	FY 2027	Total
<b>REVENUE SOURCES</b>								
	General Obligation Bonds	263,057	150,000	150,000	150,000	150,000	150,000	1,013,057
<b>Total</b>	<b>Revenues</b>	<b>263,057</b>	<b>150,000</b>	<b>150,000</b>	<b>150,000</b>	<b>150,000</b>	<b>150,000</b>	<b>1,013,057</b>
<b>EXPENDITURE TYPES</b>								
	Architecture and Engineering	136,949	150,000	150,000	150,000	150,000	150,000	886,949
	Contract Construction	126,108	0	0	0	0	0	126,108
<b>Total</b>	<b>Expenditures</b>	<b>263,057</b>	<b>150,000</b>	<b>150,000</b>	<b>150,000</b>	<b>150,000</b>	<b>150,000</b>	<b>1,013,057</b>



Current Year Division Summary

	Carry-forward	FY 2023
REVENUE SOURCES		
General Obligation Bonds	0	400,000
Total Revenues	0	400,000
EXPENDITURE TYPES		
Contract Construction	0	400,000
Total Expenditures	0	400,000

Five-Year Division Summary

	Carry-forward	FY 2023	FY 2024	FY 2025	FY 2026	FY 2027	Total
REVENUE SOURCES							
General Obligation Bonds	0	400,000	400,000	400,000	400,000	400,000	2,000,000
Total Revenues	0	400,000	400,000	400,000	400,000	400,000	2,000,000
EXPENDITURE TYPES							
Contract Construction	0	400,000	400,000	400,000	400,000	400,000	2,000,000
Total Expenditures	0	400,000	400,000	400,000	400,000	400,000	2,000,000

Convention Center - Summary by Project

Reference Number	Project Number	Project Name	Carry-forward	FY 2023	FY 2024	FY 2025	FY 2026	FY 2027	Total
1	GS23200	Convention Center Coverline	0	400,000	400,000	400,000	400,000	400,000	2,000,000
		Total All Projects	0	400,000	400,000	400,000	400,000	400,000	2,000,000

CONVENTION CENTER • SUMMARY BY PROJECT

Project Reference No. 1

Project Name FY23 Convention Center Coverline

Project Number GS23200

Project Description / Justification:

This annual Coverline provides funds for repairs at the Renasant Convention Center.

Operating Budget Impact:None

Council District:6

Super District:8

Project Spend to Date:N/A

		Carryforward	FY 2023	FY 2024	FY 2025	FY 2026	FY 2027	Total
REVENUE SOURCES								
General Obligation Bonds		0	400,000	400,000	400,000	400,000	400,000	2,000,000
Total	Revenues	0	400,000	400,000	400,000	400,000	400,000	2,000,000
EXPENDITURE TYPES								
Contract Construction		0	400,000	400,000	400,000	400,000	400,000	2,000,000
Total	Expenditures	0	400,000	400,000	400,000	400,000	400,000	2,000,000





## Current Year Division Summary

	Carryforward	FY 2023
<b>REVENUE SOURCES</b>		
General Obligation Bonds	415,380	3,771,200
<b>Total Revenues</b>	<b>415,380</b>	<b>3,771,200</b>
<b>EXPENDITURE TYPES</b>		
Architecture and Engineering	0	160,000
Contract Construction	415,380	2,300,000
Furniture Fixture Equipment	0	220,000
Information Technology	0	320,000
Other Cost	0	771,200
<b>Total Expenditures</b>	<b>415,380</b>	<b>3,771,200</b>

## Five-Year Division Summary

	Carryforward	FY 2023	FY 2024	FY 2025	FY 2026	FY 2027	Total
<b>REVENUE SOURCES</b>							
General Obligation Bonds	415,380	3,771,200	10,471,904	6,214,192	7,345,032	8,250,752	36,468,460
<b>Total Revenues</b>	<b>415,380</b>	<b>3,771,200</b>	<b>10,471,904</b>	<b>6,214,192</b>	<b>7,345,032</b>	<b>8,250,752</b>	<b>36,468,460</b>
<b>EXPENDITURE TYPES</b>							
Architecture and Engineering	0	160,000	225,000	225,000	250,000	250,000	1,110,000
Contract Construction	415,380	2,300,000	8,720,000	4,665,000	5,750,000	6,618,000	28,468,380
Furniture Fixture Equipment	0	220,000	80,000	80,000	100,000	100,000	580,000
Information Technology	0	320,000	20,000	20,000	20,000	20,000	400,000
Other Cost	0	771,200	1,426,904	1,224,192	1,225,032	1,262,752	5,910,080
<b>Total Expenditures</b>	<b>415,380</b>	<b>3,771,200</b>	<b>10,471,904</b>	<b>6,214,192</b>	<b>7,345,032</b>	<b>8,250,752</b>	<b>36,468,460</b>

## Fire Services - Summary by Project

Reference Number	Project Number	Project Name	Carry-forward	FY 2023	FY 2024	FY 2025	FY 2026	FY 2027	Total
1	FS02008	Fire Station 11 Renovations	165,380	0	0	0	0	0	165,380
2	FS02031	Fire Station 1 Construction	0	500,000	0	0	0	0	500,000
3	FS02032	EMA Sirens	0	127,200	153,000	135,240	136,080	173,800	725,320
4	FS02033	Drill Tower Improvements	250,000	1,000,000	3,125,000	0	0	0	4,375,000
5	FS04012	Personal Protective Equipment	0	644,000	1,273,904	1,088,952	1,088,952	1,088,952	5,184,760
6	FS18102	Avery Renovations	0	0	975,000	0	0	0	975,000
7	FS23100	Fire Station Improvements Coverline	0	1,500,000	4,945,000	4,990,000	6,120,000	6,988,000	24,543,000
Total All Projects			415,380	3,771,200	10,471,904	6,214,192	7,345,032	8,250,752	36,468,460

Project Reference No. 1

Project Name Fire Station #11 Renovations

Project Number FS02008

Project Description / Justification:

This project provides funds for the relocation of Fire Station No. 11 built in 1941 and located at 1826 Union Ave. (at S. McLean) on 0.29 acres.

Operating Budget Impact: None  
Council District: 5  
Super District: 9  
Project Spend to Date: \$78,549

		Carryforward	FY 2023	FY 2024	FY 2025	FY 2026	FY 2027	Total
REVENUE SOURCES								
General Obligation Bonds		165,380	0	0	0	0	0	165,380
Total	Revenues	165,380	0	0	0	0	0	165,380
EXPENDITURE TYPES								
Contract Construction		165,380	0	0	0	0	0	165,380
Total	Expenditures	165,380	0	0	0	0	0	165,380

Project Reference No. 2

Project Name

Fire Station #1 Construction

Project Number

FS02031

Project Description / Justification:

This project is to fund the relocation of Fire Station No. 1, presently located on Jackson Avenue, and Fire Station No. 6, presently located on Thomas Street, to one combined station at 235 Chelsea Avenue. This project is estimated to be completed by December 31, 2022.

Operating Budget Impact:

None

Council District:

7

Super District:

8

Project Spend to Date:

\$3,367,944

		Carryforward	FY 2023	FY 2024	FY 2025	FY 2026	FY 2027	Total
REVENUE SOURCES								
General Obligation Bonds		0	500,000	0	0	0	0	500,000
Total	Revenues	0	500,000	0	0	0	0	500,000
EXPENDITURE TYPES								
Furniture Fixture		0	200,000	0	0	0	0	200,000
Equipment								
Information Technology		0	300,000	0	0	0	0	300,000
Total	Expenditures	0	500,000	0	0	0	0	500,000

**Project Reference No. 3**

**Project Name** EMA Sirens  
**Project Number** FS02032

**Project Description / Justification:**

This project is to fund warning sirens, which are utilized during inclement weather emergencies to alert citizens of potentially hazardous conditions. This is an ongoing project each fiscal year. These projects are estimated to be completed by June 30 of each year.

**Operating Budget Impact:** None  
**Council District:** N/A  
**Super District:** N/A  
**Project Spend to Date:** \$319,157

		Carryforward	FY 2023	FY 2024	FY 2025	FY 2026	FY 2027	Total
<b>REVENUE SOURCES</b>								
General Obligation Bonds		0	127,200	153,000	135,240	136,080	173,800	725,320
<b>Total</b>	<b>Revenues</b>	<b>0</b>	<b>127,200</b>	<b>153,000</b>	<b>135,240</b>	<b>135,080</b>	<b>173,800</b>	<b>725,320</b>
<b>EXPENDITURE TYPES</b>								
Other Cost		0	127,200	153,000	135,240	136,080	173,800	725,320
<b>Total</b>	<b>Expenditures</b>	<b>0</b>	<b>127,200</b>	<b>153,000</b>	<b>135,240</b>	<b>136,080</b>	<b>173,800</b>	<b>725,320</b>

Project Reference No. 4

Project Name

Drill Tower Improvements

Project Number

FS02033

Project Description / Justification:

This project is for improvements to the drill tower at the Claude Armour Training Center. Phase One includes new roofing, window and door removal/replacement, and exterior refurbishing. This project is estimated to be completed by May 2024.

Operating Budget Impact:

None

Council District:

5

Super District:

9

Project Spend to Date:

\$35,270

		Carryforward	FY 2023	FY 2024	FY 2025	FY 2026	FY 2027	Total
REVENUE SOURCES								
General Obligation Bonds		250,000	1,000,000	3,125,000	0	0	0	4,375,000
Total	Revenues	250,000	1,000,000	3,125,000	0	0	0	4,375,000
EXPENDITURE TYPES								
Architecture and Engineering		0	200,000	0	0	0	0	200,000
Contract Construction		250,000	800,000	3,125,000	0	0	0	4,175,000
Total	Expenditures	250,000	1,000,000	3,125,000	0	0	0	4,375,000

Project Reference No. 5

Project Name                      Personal Protective Equipment  
Project Number                      FS04012

**Project Description / Justification:**  
This project provides funds to replace turnout ensembles that have become unusable and to provide new turnout ensembles for fire recruits. This is the firefighter's primary protection and is governed by National Fire Protection Association (NFPA-1971). It is also used to replace self-contained breathing apparatus (SCBA) equipment and is governed by National Fire Protection Association (NFPA-1981). This is an ongoing project each fiscal year. These projects are estimated to be completed by June 30 of each year.

**Operating Budget Impact:**        None  
**Council District:**                      N/A  
**Super District:**                        N/A  
**Project Spend to Date:**              \$9,658,733

		Carryforward	FY 2023	FY 2024	FY 2025	FY 2026	FY 2027	Total
REVENUE SOURCES								
General Obligation Bonds		0	644,000	1,273,904	1,088,952	1,088,952	1,088,952	5,184,760
Total	Revenues	0	644,000	1,273,904	1,088,952	1,088,952	1,088,952	5,184,760
EXPENDITURE TYPES								
Other Cost		0	644,000	1,273,904	1,088,952	1,088,952	1,088,952	5,184,760
Total	Expenditures	0	644,000	1,273,904	1,088,952	1,088,952	1,088,952	5,184,760



Project Reference No. 6

Project Name Avery Renovations

Project Number FS18102

**Project Description / Justification:**  
This project is for improvements to upgrade and enhance the Central Fire Campus at 2668 Avery Avenue, which supports all facets of the Fire Services Division. This project is estimated to be completed by June 30, 2024.

**Operating Budget Impact:** None

**Council District:** 5

**Super District:** 9

**Project Spend to Date:** \$2,385,819

		Carryforward	FY 2023	FY 2024	FY 2025	FY 2026	FY 2027	Total
REVENUE SOURCES								
General Obligation Bonds		0	0	975,000	0	0	0	975,000
Total	Revenues	0	0	975,000	0	0	0	975,000
EXPENDITURE TYPES								
Contract Construction		0	0	975,000	0	0	0	975,000
Total	Expenditures	0	0	975,000	0	0	0	975,000

**Project Reference No. 7****Project Name** FY23 Fire Station Improvements Coverline**Project Number** FS23100**Project Description / Justification:**

This project provides funds for major repairs and renovations of facilities including floor replacement, HVAC, generators, and station improvements. Construction covers items beyond the scope of the General Services Division. The funding allocated to this project should be appropriated to active construction projects by June 30, 2023.

**Operating Budget Impact:** None**Council District:** All**Super District:** Both**Project Spend to Date:** N/A

		Carryforward	FY 2023	FY 2024	FY 2025	FY 2026	FY 2027	Total
<b>REVENUE SOURCES</b>								
General Obligation		0	1,500,000	4,945,000	4,990,000	6,120,000	6,988,000	24,543,000
Bonds								
<b>Total Revenues</b>		<b>0</b>	<b>1,500,000</b>	<b>4,945,000</b>	<b>4,990,000</b>	<b>6,120,000</b>	<b>6,988,000</b>	<b>24,543,000</b>
<b>EXPENDITURE TYPES</b>								
Architecture and Engineering		0	160,000	225,000	225,000	250,000	250,000	1,110,000
Contract Construction		0	1,300,000	4,620,000	4,665,000	5,750,000	6,618,000	22,953,000
Furniture Fixture		0	20,000	80,000	80,000	100,000	100,000	380,000
Equipment								
Information Technology		0	20,000	20,000	20,000	20,000	20,000	100,000
<b>Total Expenditures</b>		<b>0</b>	<b>1,500,000</b>	<b>4,945,000</b>	<b>4,990,000</b>	<b>6,120,000</b>	<b>6,988,000</b>	<b>24,543,000</b>



## Current Year Division Summary

	Carryforward	FY 2023
<b>REVENUE SOURCES</b>		
General Obligation Bonds	0	30,000,000
Operating Transfers-In	0	1,000,000
<b>Total Revenues</b>	<b>0</b>	<b>31,000,000</b>
<b>EXPENDITURE TYPES</b>		
Architecture and Engineering	0	1,150,000
Contract Construction	0	23,850,000
Vehicles CAP	0	6,000,000
<b>Total Expenditures</b>	<b>0</b>	<b>31,000,000</b>

## Five-Year Division Summary

	Carryforward	FY 2023	FY 2024	FY 2025	FY 2026	FY 2027	Total
<b>REVENUE SOURCES</b>							
General Obligation Bonds	0	30,000,000	26,000,000	24,500,000	24,000,000	24,000,000	128,500,000
Operating Transfers-In	0	1,000,000	0	0	0	0	1,000,000
<b>Total Revenues</b>	<b>0</b>	<b>31,000,000</b>	<b>26,000,000</b>	<b>24,500,000</b>	<b>24,000,000</b>	<b>24,000,000</b>	<b>129,500,000</b>
<b>EXPENDITURE TYPES</b>							
Architecture and Engineering	0	1,150,000	1,150,000	1,150,000	1,150,000	1,150,000	5,750,000
Contract Construction	0	23,850,000	14,850,000	12,350,000	10,850,000	10,850,000	72,750,000
Vehicles CAP	0	6,000,000	10,000,000	11,000,000	12,000,000	12,000,000	51,000,000
<b>Total Expenditures</b>	<b>0</b>	<b>31,000,000</b>	<b>26,000,000</b>	<b>24,500,000</b>	<b>24,000,000</b>	<b>24,000,000</b>	<b>129,500,000</b>

General Services - Summary by Project

GENERAL SERVICES • SUMMARY BY PROJECT

Reference Number	Project Number	Project Name	Carry-forward	FY 2023	FY 2024	FY 2025	FY 2026	FY 2027	Total
1	GS01049	Coke Facility-Adaptive Reuse	0	8,000,000	2,000,000	1,500,000	0	0	11,500,000
2	GS23100	Major Modifications Coverline	0	10,000,000	12,000,000	12,000,000	12,000,000	12,000,000	58,000,000
3	GS22201	City Hall Improvements	0	7,000,000	2,000,000	0	0	0	9,000,000
4	GS0223A	FY23 CAQ Police	0	3,000,000	0	0	0	0	3,000,000
5	GS0223B	FY23 CAQ Fire	0	3,000,000	0	0	0	0	3,000,000
6	GS CAQ TBD	FY24-FY27 CAQ	0	0	10,000,000	11,000,000	12,000,000	12,000,000	45,000,000
Total All Projects			0	31,000,000	26,000,000	24,500,000	24,000,000	24,000,000	129,500,000

**Project Reference No. 1****Project Name** Coke Facility-Adaptive Reuse**Project Number** GS01049**Project Description / Justification:**

The adaptive reuse of the former Coke Bottling Facility will compensate for the loss of the primary fueling location in the center of the City. Furthermore, this location will house other City operations in obsolete facilities:

- Engineering: Signal Maintenance and Signs & Markings
- Public Works: Code Enforcement and Grounds Services
- Memphis Parks Operations: Fairgrounds Maintenance
- Law and Human Resources: Worksite for personnel currently at the City's office location on Union Extended

**Operating Budget** None**Impact:****Council District:** 4**Super District:** 8**Project Spend to Date:** \$2,513,591

		Carryforward	FY 2023	FY 2024	FY 2025	FY 2026	FY 2027	Total
<b>REVENUE SOURCES</b>								
General Obligation		0	8,000,000	2,000,000	1,500,000	0	0	11,500,000
Bonds								
<b>Total</b>	<b>Revenues</b>	<b>0</b>	<b>8,000,000</b>	<b>2,000,000</b>	<b>1,500,000</b>	<b>0</b>	<b>0</b>	<b>11,500,000</b>
<b>EXPENDITURE TYPES</b>								
Contract Construction		0	8,000,000	2,000,000	1,500,000	0	0	11,500,000
<b>Total</b>	<b>Expenditures</b>	<b>0</b>	<b>8,000,000</b>	<b>2,000,000</b>	<b>1,500,000</b>	<b>0</b>	<b>0</b>	<b>11,500,000</b>

**Project Reference No. 2****Project Name** FY23 Major Modifications Coverline**Project Number** GS23100**Project Description / Justification:**

This project provides funds for major modifications, renovations and improvements to City facilities (other than City Hall). Repairs include city-wide asphalt, roofing, electrical, plumbing, carpentry and HVAC improvements.

**Operating Budget Impact:** None; \$1 million of FY23 funding to come from General Fund reserves

**Council District:** All

**Super District:** Both

**Project Spend to Date:** N/A

	Carry-forward	FY 2023	FY 2024	FY 2025	FY 2026	FY 2027	Total
<b>REVENUE SOURCES</b>							
General Obligation Bonds	0	9,000,000	12,000,000	12,000,000	12,000,000	12,000,000	57,000,000
Operating Transfers-In	0	1,000,000	0	0	0	0	1,000,000
<b>Total Revenues</b>	<b>0</b>	<b>10,000,000</b>	<b>12,000,000</b>	<b>12,000,000</b>	<b>12,000,000</b>	<b>12,000,000</b>	<b>58,000,000</b>

<b>EXPENDITURE TYPES</b>							
Architecture and Engineering	0	1,150,000	1,150,000	1,150,000	1,150,000	1,150,000	5,750,000
Contract Construction	0	8,850,000	10,850,000	10,850,000	10,850,000	10,850,000	52,250,000
<b>Total Expenditures</b>	<b>0</b>	<b>10,000,000</b>	<b>12,000,000</b>	<b>12,000,000</b>	<b>12,000,000</b>	<b>12,000,000</b>	<b>58,000,000</b>

**Project Reference No. 3****Project Name** City Hall Improvements**Project Number** GS22201**Project Description / Justification:**

This project provides funds for major modifications, renovations and improvements to City Hall. In FY2022, the City implemented Phase 1 of addressing repairs to the external structure, replacing the falling marble exterior.

**Operating Budget Impact:** None  
**Council District:** 6  
**Super District:** 8  
**Project Spend to Date:** \$4,278,620

		Carryforward	FY 2023	FY 2024	FY 2025	FY 2026	FY 2027	Total
<b>REVENUE SOURCES</b>								
	General Obligation Bonds	0	7,000,000	2,000,000	0	0	0	9,000,000
	<b>Total Revenues</b>	<b>0</b>	<b>7,000,000</b>	<b>2,000,000</b>	<b>0</b>	<b>0</b>	<b>0</b>	<b>9,000,000</b>
<b>EXPENDITURE TYPES</b>								
	Contract Construction	0	7,000,000	2,000,000	0	0	0	9,000,000
	<b>Total Expenditures</b>	<b>0</b>	<b>7,000,000</b>	<b>2,000,000</b>	<b>0</b>	<b>0</b>	<b>0</b>	<b>9,000,000</b>



Project Reference No. 4

Project Name FY23 CAQ Police  
Project Number GS0223A

Project Description / Justification:  
FY2023 Capital Acquisition - Police Services

Operating Budget Impact: None  
Council District: N/A  
Super District: N/A  
Project Spend to Date: \$0

		Carryforward	FY 2023	FY 2024	FY 2025	FY 2026	FY 2027	Total
REVENUE SOURCES								
General Obligation Bonds		0	3,000,000	0	0	0	0	3,000,000
Total	Revenues	0	3,000,000	0	0	0	0	3,000,000
EXPENDITURE TYPES								
Vehicles CAP		0	3,000,000	0	0	0	0	3,000,000
Total	Expenditures	0	3,000,000	0	0	0	0	3,000,000

“A full description of planned FY23 Acquisitions is presented in the Capital Acquisition Summary of this Book.”

Project Reference No. 5

Project Name FY23 CAQ Fire

Project Number GS0223B

Project Description / Justification:

FY2023 Capital Acquisition - Fire Services

Operating Budget Impact: None

Council District: N/A

Super District: N/A

Project Spend to Date: \$0

		Carryforward	FY 2023	FY 2024	FY 2025	FY 2026	FY 2027	Total
<b>REVENUE SOURCES</b>								
General Obligation Bonds		0	3,000,000	0	0	0	0	3,000,000
<b>Total</b>	<b>Revenues</b>	<b>0</b>	<b>3,000,000</b>	<b>0</b>	<b>0</b>	<b>0</b>	<b>0</b>	<b>3,000,000</b>
<b>EXPENDITURE TYPES</b>								
Vehicles CAP		0	3,000,000	0	0	0	0	3,000,000
<b>Total</b>	<b>Expenditures</b>	<b>0</b>	<b>3,000,000</b>	<b>0</b>	<b>0</b>	<b>0</b>	<b>0</b>	<b>3,000,000</b>

“A full description of planned FY23 Acquisitions is presented in the Capital Acquisition Summary of this Book.”

Project Reference No. 6

Project Name FY24-FY27 CAQ  
Project Number GS CAQ TBD

Project Description / Justification:  
FY2024-FY2027 Capital Acquisition – Divisions TBD

Operating Budget Impact: None  
Council District: N/A  
Super District: N/A  
Project Spend to Date: N/A

		Carryforward	FY	FY	FY	FY	FY	Total
			2023	2024	2025	2026	2027	
REVENUE SOURCES								
General Obligation Bonds		0	0	10,000,000	11,000,000	12,000,000	12,000,000	45,000,000
Total	Revenues	0	0	10,000,000	11,000,000	12,000,000	12,000,000	45,000,000
EXPENDITURE TYPES								
Vehicles CAP		0	0	10,000,000	11,000,000	12,000,000	12,000,000	45,000,000
Total	Expenditures	0	0	10,000,000	11,000,000	12,000,000	12,000,000	45,000,000

“A full description of planned FY23 Acquisitions is presented in the Capital Acquisition Summary of this Book.”

Current Year Division Summary

	Carryforward	FY 2023
<b>REVENUE SOURCES</b>		
General Obligation Bonds	0	2,500,000
<b>Total Revenues</b>	<b>0</b>	<b>2,500,000</b>
<b>EXPENDITURE TYPES</b>		
Contract Construction	0	2,500,000
<b>Total Expenditures</b>	<b>0</b>	<b>2,500,000</b>

Five-Year Division Summary

	Carry-forward	FY 2023	FY 2024	FY 2025	FY 2026	FY 2027	Total
<b>REVENUE SOURCES</b>							
General Obligation Bonds	0	2,500,000	0	0	0	0	2,500,000
<b>Total Revenues</b>	<b>0</b>	<b>2,500,000</b>	<b>0</b>	<b>0</b>	<b>0</b>	<b>0</b>	<b>2,500,000</b>
<b>EXPENDITURE TYPES</b>							
Contract Construction	0	2,500,000	0	0	0	0	2,500,000
<b>Total Expenditures</b>	<b>0</b>	<b>2,500,000</b>	<b>0</b>	<b>0</b>	<b>0</b>	<b>0</b>	<b>2,500,000</b>

Housing and Community Development - Summary by Project

Reference Number	Project Number	Project Name	Carry-forward	FY 2023	FY 2024	FY 2025	FY 2026	FY 2027	Total
1	CD01030	MHA-Foote Homes Future HOPE VI	0	2,000,000	0	0	0	0	2,000,000
2	CD02018	Edgeview at Legends Park	0	500,000	0	0	0	0	500,000
		Total All Projects	0	2,500,000	0	0	0	0	2,500,000

Project Reference No. 1

Project Name

MHA-Foote Homes Future HOPE VI

Project Number

CD01030

Project Description / Justification:

Redevelopment of the Foote Homes Public Housing site and the surrounding Choice Neighborhood Initiative (CNI) planning area (Beale Street/Union Ave on the North; E.H. Crump Blvd & Railroad Right-of-Way (ROW) on the South; Walnut St (East); and Kansas/Front St to the West). The total \$4 million for FY22 and FY23 (\$2 million for each fiscal year) exceeds the City's initial commitment of \$30 million over 6 years (through 2021) due to cost increases of the project.

Operating Budget Impact:

None

Council District:

6

Super District:

8

Project Spend to Date:

\$28,554,415

		Carryforward	FY 2023	FY 2024	FY 2025	FY 2026	FY 2027	Total
REVENUE SOURCES								
	General Obligation Bonds	0	2,000,000	0	0	0	0	2,000,000
	<b>Total Revenues</b>	<b>0</b>	<b>2,000,000</b>	<b>0</b>	<b>0</b>	<b>0</b>	<b>0</b>	<b>2,000,000</b>
EXPENDITURE TYPES								
	Contract Construction	0	2,000,000	0	0	0	0	2,000,000
	<b>Total Expenditures</b>	<b>0</b>	<b>2,000,000</b>	<b>0</b>	<b>0</b>	<b>0</b>	<b>0</b>	<b>2,000,000</b>

Project Reference No. 2

Project Name                      Edgeview At Legends Park

Project Number                      CD02018

**Project Description / Justification:**  
This new construction project is a 99-unit affordable housing development for seniors with low-to-moderate income located on a vacant 3.82-acre site within the mixed-income Legends Park community. There will be a mix of one- and two-bedroom unit types, specifically designed for independent living for seniors ages 62 and older that will allow them to age and thrive in place. A total of 7 percent of these units will be set aside for U.S. Veterans.

**Operating Budget Impact:**      None  
**Council District:**                      7  
**Super District:**                        8  
**Project Spend to Date:**              \$0

		Carryforward	FY 2023	FY 2024	FY 2025	FY 2026	FY 2027	Total
<b>REVENUE SOURCES</b>								
General Obligation Bonds		0	500,000	0	0	0	0	500,000
<b>Total</b>	<b>Revenues</b>	<b>0</b>	<b>500,000</b>	<b>0</b>	<b>0</b>	<b>0</b>	<b>0</b>	<b>500,000</b>
<b>EXPENDITURE TYPES</b>								
Contract Construction		0	500,000	0	0	0	0	500,000
<b>Total</b>	<b>Expenditures</b>	<b>0</b>	<b>500,000</b>	<b>0</b>	<b>0</b>	<b>0</b>	<b>0</b>	<b>500,000</b>

Current Year Division Summary

	Carry-forward	FY 2023
REVENUE SOURCES		
General Obligation Bonds	0	5,500,000
Total Revenues	0	5,500,000
EXPENDITURE TYPES		
Information Technology	0	5,500,000
Total Expenditures	0	5,500,000

Five-Year Division Summary

	Carry-forward	FY 2023	FY 2024	FY 2025	FY 2026	FY 2027	Total
REVENUE SOURCES							
General Obligation Bonds	0	5,500,000	3,250,000	3,250,000	3,250,000	3,250,000	18,500,000
Total Revenues	0	5,500,000	3,250,000	3,250,000	3,250,000	3,250,000	18,500,000
EXPENDITURE TYPES							
Information Technology	0	5,500,000	3,250,000	3,250,000	3,250,000	3,250,000	18,500,000
Total Expenditures	0	5,500,000	3,250,000	3,250,000	3,250,000	3,250,000	18,500,000



Information Technology - Summary by Project

INFORMATION TECHNOLOGY • SUMMARY BY PROJECT

Reference Number	Project Number	Project Name	Carry-forward	FY 2023	FY 2024	FY 2025	FY 2026	FY 2027	Total
1	IT01001	Desktop & Application Infrastructure	0	500,000	1,000,000	1,000,000	1,000,000	1,000,000	4,500,000
2	IT01002	Cyber Security Infrastructure Upgrade	0	1,000,000	750,000	750,000	750,000	750,000	4,000,000
3	IT01003	Operational Infrastructure Enhancements	0	1,000,000	1,000,000	1,000,000	1,000,000	1,000,000	5,000,000
4	IT01004	Implementation Modernization	0	1,000,000	500,000	500,000	500,000	500,000	3,000,000
5	IT01005	Treasury Tax System	0	2,000,000	0	0	0	0	2,000,000
Total All Projects			0	5,500,000	3,250,000	3,250,000	3,250,000	3,250,000	18,500,000

Project Reference No. 1

Project Name Desktop & Application Infrastructure

Project Number IT01001

**Project Description / Justification:**  
This project encompasses the programmatic replacement of obsolete equipment and maintenance of the City's infrastructure.

**Operating Budget Impact:** None

**Council District:** N/A

**Super District:** N/A

**Project Spend to Date:** \$455,570

		Carryforward	FY 2023	FY 2024	FY 2025	FY 2026	FY 2027	Total
REVENUE SOURCES								
General Obligation Bonds		0	500,000	1,000,000	1,000,000	1,000,000	1,000,000	4,500,000
Total	Revenues	0	500,000	1,000,000	1,000,000	1,000,000	1,000,000	4,500,000
EXPENDITURE TYPES								
Information Technology		0	500,000	1,000,000	1,000,000	1,000,000	1,000,000	4,500,000
Total	Expenditures	0	500,000	1,000,000	1,000,000	1,000,000	1,000,000	4,500,000

Project Reference No. 2

Project NameCyber Security Infrastructure Upgrade

Project NumberIT01002

**Project Description / Justification:**  
The purpose of this project is for Edge Firewall Upgrade and the Enterprise Network Intrusion Detection & Prevention System.

**Operating Budget Impact:** None

**Council District:** N/A

**Super District:** N/A

**Project Spend to Date:** \$854,314

		Carryforward	FY 2023	FY 2024	FY 2025	FY 2026	FY 2027	Total
REVENUE SOURCES								
General Obligation Bonds		0	1,000,000	750,000	750,000	750,000	750,000	4,000,000
Total	Revenues	0	1,000,000	750,000	750,000	750,000	750,000	4,000,000
EXPENDITURE TYPES								
Information Technology		0	1,000,000	750,000	750,000	750,000	750,000	4,000,000
Total	Expenditures	0	1,000,000	750,000	750,000	750,000	750,000	4,000,000

Project Reference No. 3

Project Name

Operational Infrastructure Enhancements

Project Number

IT01003

Project Description / Justification:  
The purpose of the ongoing Operational Infrastructure Enhancements Project is to fund various licensing and programs used to support technology infrastructure.

Operating Budget Impact:

Various software and maintenance costs

Council District:

N/A

Super District:

N/A

Project Spend to Date:

\$313,790

		Carryforward	FY 2023	FY 2024	FY 2025	FY 2026	FY 2027	Total
REVENUE SOURCES								
General Obligation Bonds		0	1,000,000	1,000,000	1,000,000	1,000,000	1,000,000	5,000,000
Total Revenues		0	1,000,000	1,000,000	1,000,000	1,000,000	1,000,000	5,000,000
EXPENDITURE TYPES								
Information Technology		0	1,000,000	1,000,000	1,000,000	1,000,000	1,000,000	5,000,000
Total Expenditures		0	1,000,000	1,000,000	1,000,000	1,000,000	1,000,000	5,000,000

Project Reference No. 4

Project Name

Implementation Modernization

Project Number

IT01004

Project Description / Justification:  
The purpose of this project is to modernize and upgrade the enterprise application infrastructure and fund enterprise application upgrades and development platform improvements.

Operating Budget Impact:None

Council District:N/A

Super District:N/A

Project Spend to Date:\$703,325

		Carryforward	FY 2022	FY 2023	FY 2024	FY 2025	FY 2026	Total
REVENUE SOURCES								
General Obligation Bonds		0	1,000,000	500,000	500,000	500,000	500,000	3,000,000
Total	Revenues	0	1,000,000	500,000	500,000	500,000	500,000	3,000,000
EXPENDITURE TYPES								
Information Technology		0	1,000,000	500,000	500,000	500,000	500,000	3,000,000
Total	Expenditures	0	1,000,000	500,000	500,000	500,000	500,000	3,000,000

**Project Reference No. 5**

**Project Name** Treasury Tax System  
**Project Number** IT01005

**Project Description / Justification:**  
This project will fund a comprehensive tax billing and collection system to include software, annual maintenance, and customer support.

**Operating Budget Impact:** Various software and maintenance costs  
**Council District:** N/A  
**Super District:** N/A  
**Project Spend to Date:** \$0

		Carryforward	FY 2023	FY 2024	FY 2025	FY 2026	FY 2027	Total
<b>REVENUE SOURCES</b>								
General Obligation Bonds		0	2,000,000	0	0	0	0	2,000,000
<b>Total</b>	<b>Revenues</b>	<b>0</b>	<b>2,000,000</b>	<b>0</b>	<b>0</b>	<b>0</b>	<b>0</b>	<b>2,000,000</b>
<b>EXPENDITURE TYPES</b>								
Information Technology		0	2,000,000	0	0	0	0	2,000,000
<b>Total</b>	<b>Expenditures</b>	<b>0</b>	<b>2,000,000</b>	<b>0</b>	<b>0</b>	<b>0</b>	<b>0</b>	<b>2,000,000</b>



## Current Year Division Summary

	Carryforward	FY 2023
<b>REVENUE SOURCES</b>		
General Obligation Bonds	2,291,750	6,000,000
<b>Total Revenues</b>	<b>2,291,750</b>	<b>6,000,000</b>
<b>EXPENDITURE TYPES</b>		
Contract Construction	1,450,000	5,000,000
Furniture Fixture Equipment	537,750	0
Other Cost	304,000	1,000,000
<b>Total Expenditures</b>	<b>2,291,750</b>	<b>6,000,000</b>

## Five-Year Division Summary

	Carryforward	FY 2023	FY 2024	FY 2025	FY 2026	FY 2027	Total
<b>REVENUE SOURCES</b>							
General Obligation Bonds	2,291,750	6,000,000	5,755,750	7,791,441	750,000	750,000	23,338,941
<b>Total Revenues</b>	<b>2,291,750</b>	<b>6,000,000</b>	<b>5,755,750</b>	<b>7,791,441</b>	<b>750,000</b>	<b>750,000</b>	<b>23,338,941</b>
<b>EXPENDITURE TYPES</b>							
Contract Construction	1,450,000	5,000,000	5,005,750	7,041,441	0	0	18,497,191
Furniture Fixture Equipment	537,750	0	0	0	0	0	537,750
Other Cost	304,000	1,000,000	750,000	750,000	750,000	750,000	4,304,000
<b>Total Expenditures</b>	<b>2,291,750</b>	<b>6,000,000</b>	<b>5,755,750</b>	<b>7,791,441</b>	<b>750,000</b>	<b>750,000</b>	<b>23,338,941</b>



MATA - Summary by Project

Reference Number	Project Number	Project Name	Carry-forward	FY 2023	FY 2024	FY 2025	FY 2026	FY 2027	Total
1	GA03011	Paratransit In-Service Vehicles	841,750	0	0	0	0	0	841,750
2	GA03023	Operations/Maint Facility	1,450,000	0	0	0	0	0	1,450,000
3	GA03028	Innovation Corridor Bus Rapid Transit	0	5,000,000	5,005,750	7,041,441	0	0	17,047,191
4	GA03029	Transit Vision Project	0	1,000,000	750,000	750,000	750,000	750,000	4,000,000
Total All Projects			2,291,750	6,000,000	5,755,750	7,791,441	750,000	750,000	23,338,941

MATA • SUMMARY BY PROJECT

Project Reference No. 1

Project Name MATA-Paratransit In-Service

Project Number GA03011

**Project Description / Justification:**

This project provides funding for the purchase of paratransit vehicles to replace vehicles that have reached the end of their useful service life. This project will allow MATA to provide efficient service to persons with disabilities in the Memphis area. MATA is making an effort to incorporate smaller vehicles and alternative fuel vehicles into the fleet and may choose to purchase a smaller or larger number of vehicles with the funds provided for this project.

**Operating Budget Impact:** New buses reduce operating costs since they replace buses that have met their useful service life and had high maintenance costs. The new buses have a one-year warranty on all parts and additional years for major components.

**Council District:** N/A

**Super District:** N/A

**Project Spend to Date:** \$2,941,482

	Carryforward	FY 2023	FY 2024	FY 2025	FY 2026	FY 2027	Total
REVENUE SOURCES							
General Obligation Bonds	841,750	0	0	0	0	0	841,750
Total Revenues	841,750	0	0	0	0	0	841,750
EXPENDITURE TYPES							
Furniture Fixture	537,750	0	0	0	0	0	537,750
Equipment							
Other Cost	304,000	0	0	0	0	0	304,000
Total Expenditures	841,750	0	0	0	0	0	841,750

Project Reference No. 2

Project Name

MATA-Operations/Maintenance Facility

Project Number

GA03023

Project Description / Justification:

This project provides funds for the replacement of MATA's existing Bus Operations & Maintenance facility and the relocation of its administrative offices to a new location. The existing location on Levee Road has serious surface and subsurface issues associated with continuing subsidence. A feasibility study determined that the site is not viable in the long term and another site is needed.

Operating Budget Impact:None

Council District:N/A

Super District:N/A

Project Spend to Date:\$170,265

	Carryforward	FY 2023	FY 2024	FY 2025	FY 2026	FY 2027	Total
REVENUE SOURCES							
General Obligation Bonds	1,450,000	0	0	0	0	0	1,450,000
Total Revenues	1,450,000	0	0	0	0	0	1,450,000
EXPENDITURE TYPES							
Contract Construction	1,450,000	0	0	0	0	0	1,450,000
Total Expenditures	1,450,000	0	0	0	0	0	1,450,000

Project Reference No. 3

Project Name Innovation Corridor BRT

Project Number GA03028

**Project Description / Justification:**  
This project provides funds for the development of a new Bus Rapid Transit (BRT) line connecting downtown with The University of Memphis.

**Operating Budget Impact:** None

**Council District:** 5,6,7

**Super District:** Both (8,9)

**Project Spend to Date:** \$2,584,840

		Carryforward	FY 2023	FY 2024	FY 2025	FY 2026	FY 2027	Total
REVENUE SOURCES								
	General Obligation Bonds	0	5,000,000	5,005,750	7,041,441	0	0	17,047,191
Total	Revenues	0	5,000,000	5,005,750	7,041,441	0	0	17,047,191
EXPENDITURE TYPES								
	Contract Construction	0	5,000,000	5,005,750	7,041,441	0	0	17,047,191
Total	Expenditures	0	5,000,000	5,005,750	7,041,441	0	0	17,047,191

Project Reference No. 4

Project Name Transit Vision Project

Project Number GA03029

**Project Description / Justification:**  
This project provides funds for the development of new on-street bus transfer facilities at three locations as identified in the Transit Vision Recommended Plan adopted by the MATA Board of Commissioners. This project also funds bus shelter improvements and other amenities at bus stops throughout the city.

**Operating Budget Impact:** None

**Council District:** TBD

**Super District:** Both

**Project Spend to Date:** \$0

		Carryforward	FY 2023	FY 2024	FY 2025	FY 2026	FY 2027	Total
<b>REVENUE SOURCES</b>								
General Obligation Bonds		0	1,000,000	750,000	750,000	750,000	750,000	4,000,000
Total	Revenues	0	1,000,000	750,000	750,000	750,000	750,000	4,000,000
<b>EXPENDITURE TYPES</b>								
Other Cost		0	1,000,000	750,000	750,000	750,000	750,000	4,000,000
Total	Expenditures	0	1,000,000	750,000	750,000	750,000	750,000	4,000,000

## Current Year Division Summary

	Carryforward	FY 2023
<b>REVENUE SOURCES</b>		
General Obligation Bonds	300,000	13,000,000
Operating Transfers-In	0	8,500,000
<b>Total Revenues</b>	<b>300,000</b>	<b>21,500,000</b>

<b>EXPENDITURE TYPES</b>		
Architecture and Engineering	0	1,400,000
Contract Construction	300,000	19,700,000
Furniture Fixture Equipment	0	400,000
<b>Total Expenditures</b>	<b>300,000</b>	<b>21,500,000</b>

## Five-Year Division Summary

	Carryforward	FY 2023	FY 2024	FY 2025	FY 2026	FY 2027	Total
<b>REVENUE SOURCES</b>							
General Obligation Bonds	300,000	13,000,000	20,850,000	7,250,000	6,250,000	6,250,000	53,900,000
Operating Transfers-In	0	8,500,000	0	0	0	0	8,500,000
<b>Total Revenues</b>	<b>300,000</b>	<b>21,500,000</b>	<b>20,850,000</b>	<b>7,250,000</b>	<b>6,250,000</b>	<b>6,250,000</b>	<b>62,400,000</b>
<b>EXPENDITURE TYPES</b>							
Architecture and Engineering	0	1,400,000	410,000	500,000	500,000	500,000	3,310,000
Contract Construction	300,000	19,700,000	20,440,000	6,100,000	5,750,000	5,750,000	58,040,000
Furniture Fixture Equipment	0	400,000	0	0	0	0	400,000
Other Cost	0	0	0	650,000	0	0	650,000
<b>Total Expenditures</b>	<b>300,000</b>	<b>21,500,000</b>	<b>20,850,000</b>	<b>7,250,000</b>	<b>6,250,000</b>	<b>6,250,000</b>	<b>62,400,000</b>

## Memphis Parks - Summary by Project

MEMPHIS PARKS • SUMMARY BY PROJECT

Reference Number	Project Number	Project Name	Carry-forward	FY 2023	FY 2024	FY 2025	FY 2026	FY 2027	Total
1	PK01036	Lester Community Center Replacement	0	4,000,000	10,000,000	1,000,000	0	0	15,000,000
2	PK03004	Tennis Major Maintenance	0	750,000	600,000	500,000	500,000	500,000	2,850,000
3	PK04018	Douglass Park Splash Pad	0	1,200,000	0	0	0	0	1,200,000
4	PK04019	McFarland Park Splash Pad	0	1,200,000	0	0	0	0	1,200,000
5	PK06018	Audubon Golf Course Redesign	0	4,000,000	5,000,000	0	0	0	9,000,000
6	PK07126	Ida B. Wells Plaza Renovation	0	300,000	0	0	0	0	300,000
7	PK07127	Wolf River Greenway Improvements (Phase 6)	0	1,000,000	1,500,000	1,500,000	1,500,000	1,500,000	7,000,000
8	PK07128	Davy Crockett Outdoor Adventure	0	2,200,000	0	0	0	0	2,200,000
9	PK07-TBD	Parks/Libraries Council District Improvements	0	2,600,000	0	0	0	0	2,600,000
10	PK08037	Lichterhan Major Maintenance	0	500,000	1,000,000	1,000,000	1,000,000	1,000,000	4,500,000
11	PK09002	Zoo Major Maintenance	300,000	250,000	250,000	250,000	250,000	250,000	1,550,000
12	PK23100	Memphis Parks Coverline	0	3,500,000	2,500,000	3,000,000	3,000,000	3,000,000	15,000,000
Total All Projects			300,000	21,500,000	20,850,000	7,250,000	6,250,000	6,250,000	62,400,000

**Project Reference No. 1****Project Name** Lester Community Center Replacement**Project Number** PK01036**Project Description / Justification:**

FY23 funding will provide the first allocation of funds for the construction of the new Lester Community Center and indoor swimming pool. The existing center opened in 1978. The completion of the new center is tentatively scheduled for Fall 2024.

**Operating Budget** None**Impact:****Council District:** 5**Super District:** 9**Project Spend to Date:** \$0

	Carryforward	FY 2023	FY 2024	FY 2025	FY 2026	FY 2027	Total
<b>REVENUE SOURCES</b>							
General Obligation Bonds	0	4,000,000	10,000,000	1,000,000	0	0	15,000,000
<b>Total Revenues</b>	<b>0</b>	<b>4,000,000</b>	<b>10,000,000</b>	<b>1,000,000</b>	<b>0</b>	<b>0</b>	<b>15,000,000</b>
<b>EXPENDITURE TYPES</b>							
Architecture and Engineering	0	1,000,000	0	0	0	0	1,000,000
Contract Construction	0	3,000,000	10,000,000	350,000	0	0	13,350,000
Other Cost	0	0	0	650,000	0	0	650,000
<b>Total Expenditures</b>	<b>0</b>	<b>4,000,000</b>	<b>10,000,000</b>	<b>1,000,000</b>	<b>0</b>	<b>0</b>	<b>15,000,000</b>



Project Reference No. 2

Project Name Tennis Major Maintenance

Project Number PK03004

**Project Description / Justification:**  
This project provides funds for the reconstruction of new courts and the resurfacing of existing outdoor courts. FY23 funds will be used for the reconstruction of four new outdoor courts at Glenview Park and Bert Ferguson Park.

**Operating Budget Impact:** None

**Council District:** 2,4

**Super District:** Both (8,9)

**Project Spend to Date:** \$2,701,116

		Carryforward	FY 2023	FY 2024	FY 2025	FY 2026	FY 2027	Total
REVENUE SOURCES								
General Obligation Bonds		0	750,000	600,000	500,000	500,000	500,000	2,850,000
Total	Revenues	0	750,000	600,000	500,000	500,000	500,000	2,850,000
EXPENDITURE TYPES								
Architecture and Engineering		0	50,000	60,000	50,000	50,000	50,000	260,000
Contract Construction		0	700,000	540,000	450,000	450,000	450,000	2,590,000
Total	Expenditures	0	750,000	600,000	500,000	500,000	500,000	2,850,000

Project Reference No. 3

Project Name Douglass Park Splash Pad  
Project Number PK04018

**Project Description / Justification:**  
Construct a new splash pad at Douglass Park. This project will fund an additional splash pad to complement the three existing splash pads and the two already under construction. Splash pads have been shown to lessen access hurdles and comfort barriers to aquatics for small and school-aged children. Furthermore, splash pads not only promote socialization and safe play but also are functionally and operationally easier to maintain than pools.

**Operating Budget Impact:** None;  
funding to  
come from  
General  
Fund  
reserves

**Council District:** 7

**Super District:** 8

**Project Spend to Date:** \$0

		Carryforward	FY 2023	FY 2024	FY 2025	FY 2026	FY 2027	Total
<b>REVENUE SOURCES</b>								
Operating Transfers-In		0	1,200,000	0	0	0	0	1,200,000
<b>Total</b>	<b>Revenues</b>	<b>0</b>	<b>1,200,000</b>	<b>0</b>	<b>0</b>	<b>0</b>	<b>0</b>	<b>1,200,000</b>
<b>EXPENDITURE TYPES</b>								
Contract Construction		0	1,200,000	0	0	0	0	1,200,000
<b>Total</b>	<b>Expenditures</b>	<b>0</b>	<b>1,200,000</b>	<b>0</b>	<b>0</b>	<b>0</b>	<b>0</b>	<b>1,200,000</b>

Project Reference No. 4

Project Name McFarland Park Splash Pad

Project Number PK04019

**Project Description / Justification:**  
Construct a new splash pad at McFarland Park. This project will fund an additional splash pad to complement the three existing splash pads and the two already under construction. Splash pads have been shown to lessen access hurdles and comfort barriers to aquatics for small and school-aged children. Furthermore, splash pads not only promote socialization and safe play but also are functionally and operationally easier to maintain than pools.

**Operating Budget Impact:** None;  
funding to  
come from  
General  
Fund  
reserves

**Council District:** 4

**Super District:** 8

**Project Spend to Date:** \$0

		Carry-forward	FY 2023	FY 2024	FY 2025	FY 2026	FY 2027	Total
REVENUE SOURCES								
Operating Transfers-In		0	1,200,000	0	0	0	0	1,200,000
Total	Revenues	0	1,200,000	0	0	0	0	1,200,000
EXPENDITURE TYPES								
Contract Construction		0	1,200,000	0	0	0	0	1,200,000
Total	Expenditures	0	1,200,000	0	0	0	0	1,200,000

Project Reference No. 5

Project Name Audubon Golf Course Redesign  
Project Number PK06018

Project Description / Justification:  
Redesign and construct a new course layout at The Links at Audubon

Operating Budget Impact: None  
Council District: 5  
Super District: 8  
Project Spend to Date: \$0

		Carryforward	FY 2023	FY 2024	FY 2025	FY 2026	FY 2027	Total
REVENUE SOURCES								
General Obligation Bonds		0	4,000,000	5,000,000	0	0	0	9,000,000
Total	Revenues	0	4,000,000	5,000,000	0	0	0	9,000,000
EXPENDITURE TYPES								
Contract Construction		0	4,000,000	5,000,000	0	0	0	9,000,000
Total	Expenditures	0	4,000,000	5,000,000	0	0	0	9,000,000

Project Reference No. 6

Project Name                      Ida B. Wells Plaza Renovation

Project Number                      PK07126

**Project Description / Justification:**  
Renovations at the Ida B. Wells Plaza at the intersection of Fourth and Beale Streets

**Operating Budget Impact:**              None; funding to come from General Fund reserves

**Council District:**                      6

**Super District:**                      8

**Project Spend to Date:**              \$0

		Carryforward	FY 2023	FY 2024	FY 2025	FY 2026	FY 2027	Total
REVENUE SOURCES								
Operating Transfers-In		0	300,000	0	0	0	0	300,000
Total	Revenues	0	300,000	0	0	0	0	300,000
EXPENDITURE TYPES								
Contract Construction		0	300,000	0	0	0	0	300,000
Total	Expenditures	0	300,000	0	0	0	0	300,000

**Project Reference No. 7**

**Project Name**                      Wolf River  
Greenway  
Improvements  
(Phase 6)

**Project Number**                      PK07127

**Project Description / Justification:**

FY23 funds (for construction) will be matched 100% by the Wolf River Conservancy for the installation of a pedestrian bridge over rail lines that bisect Phase 6, located between Hollywood and Holmes Streets.

**Operating Budget Impact:**                      None

**Council District:**                      5

**Super District:**                      9

**Project Spend to Date:**                      Approx.  
\$8  
million in  
previous  
phases

	Carry- forward	FY 2023	FY 2024	FY 2025	FY 2026	FY 2027	Total
<b>REVENUE SOURCES</b>							
General Obligation Bonds	0	1,000,000	1,500,000	1,500,000	1,500,000	1,500,000	7,000,000
<b>Total Revenues</b>	<b>0</b>	<b>1,000,000</b>	<b>1,500,000</b>	<b>1,500,000</b>	<b>1,500,000</b>	<b>1,500,000</b>	<b>7,000,000</b>
<b>EXPENDITURE TYPES</b>							
Architecture and Engineering	0	0	100,000	150,000	150,000	150,000	550,000
Contract Construction	0	1,000,000	1,400,000	1,350,000	1,350,000	1,350,000	6,450,000
<b>Total Expenditures</b>	<b>0</b>	<b>1,000,000</b>	<b>1,500,000</b>	<b>1,500,000</b>	<b>1,500,000</b>	<b>1,500,000</b>	<b>7,000,000</b>

Project Reference No. 8

Project Name Davy Crockett Outdoor Adventure

Project Number PK07128

**Project Description / Justification:**

This project will fund the continuing transition of The Links at Davy Crockett from an underutilized golf course to an outdoor play space requested by the neighborhood. In addition to mountain bike trails and outdoor fitness equipment already under construction, the funds in this project will be used to add a playground, a pavilion and a bicycle pump track.

**Operating Budget Impact:** None;  
funding to  
come from  
General  
Fund  
reserves

**Council District:** 7

**Super District:** 8

**Project Spend to Date:** \$200,000 in  
previous  
phases

		Carryforward	FY 2023	FY 2024	FY 2025	FY 2026	FY 2027	Total
REVENUE SOURCES								
	Operating Transfers-In	0	2,200,000	0	0	0	0	2,200,000
	<b>Total Revenues</b>	<b>0</b>	<b>2,200,000</b>	<b>0</b>	<b>0</b>	<b>0</b>	<b>0</b>	<b>2,200,000</b>
EXPENDITURE TYPES								
	Contract Construction	0	2,200,000	0	0	0	0	2,200,000
	<b>Total Expenditures</b>	<b>0</b>	<b>2,200,000</b>	<b>0</b>	<b>0</b>	<b>0</b>	<b>0</b>	<b>2,200,000</b>

Project Reference No. 9

**Project Name** Parks/Libraries  
Council District  
Improvements

**Project Number** PK07-TBD

**Project Description / Justification:**  
Each Council District (7 Single Districts, 6 Super Districts) will be allocated \$200,000 to be spent on projects for Parks and Libraries with guidance from each Council member. Projects can range from improvements to neighborhood parks (new lighting, signage or features) to Library-specific projects (marquee signage at libraries, general library improvements).

**Operating Budget Impact:** None;  
funding to  
come from  
General Fund  
reserves

**Council District:** All

**Super District:** Both

**Project Spend to Date:** \$0

		Carryforward	FY 2023	FY 2024	FY 2025	FY 2026	FY 2027	Total
<b>REVENUE SOURCES</b>								
Operating Transfers-In		0	2,600,000	0	0	0	0	2,600,000
<b>Total</b>	<b>Revenues</b>	<b>0</b>	<b>2,600,000</b>	<b>0</b>	<b>0</b>	<b>0</b>	<b>0</b>	<b>2,600,000</b>
<b>EXPENDITURE TYPES</b>								
Contract Construction		0	2,600,000	0	0	0	0	2,600,000
<b>Total</b>	<b>Expenditures</b>	<b>0</b>	<b>2,600,000</b>	<b>0</b>	<b>0</b>	<b>0</b>	<b>0</b>	<b>2,600,000</b>



Project Reference No. 10

Project Name                      Lichterman Major Maintenance

Project Number                      PK08037

**Project Description / Justification:**  
The purpose of this project is to address multiple maintenance concerns at the Lichterman Nature Center. Items that were identified in FY22 include: 1) replacement of all boardwalks across the lake; 2) replacement, in phases, of multiple (5-7) dilapidated pedestrian bridges; 3) installation of an adventure playground that is already designed; 4) enhancement of the lake dredging process; 5) repavement of the parking lot; and 6) development of on-site detention to prevent systematic erosion across the western side of the property. FY23 funds will be used for construction to address priority maintenance projects.

**Operating Budget Impact:**              None

**Council District:**                      2

**Super District:**                      9

**Project Spend to Date:**              \$50,495

		Carryforward	FY 2023	FY 2024	FY 2025	FY 2026	FY 2027	Total
REVENUE SOURCES								
General Obligation Bonds		0	500,000	1,000,000	1,000,000	1,000,000	1,000,000	4,500,000
Total	Revenues	0	500,000	1,000,000	1,000,000	1,000,000	1,000,000	4,500,000
EXPENDITURE TYPES								
Contract Construction		0	500,000	1,000,000	1,000,000	1,000,000	1,000,000	4,500,000
Total	Expenditures	0	500,000	1,000,000	1,000,000	1,000,000	1,000,000	4,500,000

Project Reference No. 11

Project Name Zoo Major Maintenance  
Project Number PK09002

**Project Description / Justification:**  
This project provides funding to the Memphis Zoological Society to help fund exhibit and grounds major repair, maintenance projects and emergency repairs as needed. Funds carried forward will be used for parking enhancements. This project is an ongoing project each fiscal year.

**Operating Budget Impact:** None  
**Council District:** 5  
**Super District:** 9  
**Project Spend to Date:** \$6,767,796

		Carryforward	FY 2023	FY 2024	FY 2025	FY 2026	FY 2027	Total
REVENUE SOURCES								
General Obligation Bonds		300,000	250,000	250,000	250,000	250,000	250,000	1,550,000
Total	Revenues	300,000	250,000	250,000	250,000	250,000	250,000	1,550,000
EXPENDITURE TYPES								
Contract Construction		300,000	250,000	250,000	250,000	250,000	250,000	1,550,000
Total	Expenditures	300,000	250,000	250,000	250,000	250,000	250,000	1,550,000

**Project Reference No. 12****Project Name** FY23 Memphis Parks Coverline**Project Number** PK23100**Project Description / Justification:**

The FY23 Parks and Neighborhoods Coverline will provide funding for furniture, fixtures and equipment (FF&E) for multiple Parks facilities and will be used to make repairs and update site furnishings equally across all Council Districts.

**Operating Budget Impact:** None; \$1 million of FY23 funding to come from General Fund reserves

**Council District:** All**Super District:** Both**Project Spend to Date:** N/A

		Carryforward	FY 2023	FY 2024	FY 2025	FY 2026	FY 2027	Total
<b>REVENUE SOURCES</b>								
General Obligation Bonds		0	2,500,000	2,500,000	3,000,000	3,000,000	3,000,000	14,000,000
Operating Transfers-In		0	1,000,000	0	0	0	0	1,000,000
<b>Total Revenues</b>		<b>0</b>	<b>3,500,000</b>	<b>2,500,000</b>	<b>3,000,000</b>	<b>3,000,000</b>	<b>3,000,000</b>	<b>15,000,000</b>
<b>EXPENDITURE TYPES</b>								
Architecture and Engineering		0	250,000	250,000	300,000	300,000	300,000	1,400,000
Contract Construction		0	3,250,000	2,250,000	2,700,000	2,700,000	2,700,000	13,600,000
<b>Total Expenditures</b>		<b>0</b>	<b>3,500,000</b>	<b>3,000,000</b>	<b>3,000,000</b>	<b>3,000,000</b>	<b>3,000,000</b>	<b>15,000,000</b>

## Current Year Division Summary

	Carryforward	FY 2023
<b>REVENUE SOURCES</b>		
General Obligation Bonds	0	800,000
Operating Transfers-In	0	5,500,000
<b>Total Revenues</b>	<b>0</b>	<b>6,300,000</b>
<b>EXPENDITURE TYPES</b>		
Contract Construction	0	6,300,000
<b>Total Expenditures</b>	<b>0</b>	<b>6,300,000</b>

## Five-Year Division Summary

	Carryforward	FY 2023	FY 2024	FY 2025	FY 2026	FY 2027	Total
<b>REVENUE SOURCES</b>							
General Obligation Bonds	0	800,000	250,000	250,000	250,000	250,000	1,800,000
Operating Transfers-In	0	5,500,000	0	0	0	0	5,500,000
<b>Total Revenues</b>	<b>0</b>	<b>6,300,000</b>	<b>250,000</b>	<b>250,000</b>	<b>250,000</b>	<b>250,000</b>	<b>7,300,000</b>
<b>EXPENDITURE TYPES</b>							
Contract Construction	0	6,300,000	250,000	250,000	250,000	250,000	7,300,000
<b>Total Expenditures</b>	<b>0</b>	<b>6,300,000</b>	<b>250,000</b>	<b>250,000</b>	<b>250,000</b>	<b>250,000</b>	<b>7,300,000</b>

Memphis River Parks - Summary by Project

MEMPHIS RIVER PARKS • SUMMARY BY PROJECT

Reference Number	Project Number	Project Name	Carry- forward	FY 2023	FY 2024	FY 2025	FY 2026	FY 2027	Total
1	GA07002	Memphis River Parks Coverline	0	0	250,000	250,000	250,000	250,000	1,000,000
2	GA07003	Garage Repairs-Front at Poplar	0	120,000	0	0	0	0	120,000
3	GA07004	Gates-Wagner Parking Lot	0	30,000	0	0	0	0	30,000
4	GA07005	Greenbelt Park Fence Upgrades	0	125,000	0	0	0	0	125,000
5	GA07006	Canopy Lighting-Mud Island Terminals	0	525,000	0	0	0	0	525,000
6	GA07007	Mud Island Monorail & Renovations	0	5,500,000	0	0	0	0	5,500,000
Total All Projects			0	6,300,000	250,000	250,000	250,000	250,000	7,300,000

Project Reference No. 1

Project Name                    Memphis River Parks Coverline  
Project Number                GA07002

**Project Description / Justification:**  
This project represents the annual allocation for major repairs, renovations, modifications and improvements to Mud Island and other facilities managed and maintained by the Memphis River Parks Partnership.

**Operating Budget**                None  
**Impact:**  
**Council District:**                6  
**Super District:**                8  
**Project Spend to Date:**        N/A

		Carryforward	FY 2023	FY 2024	FY 2025	FY 2026	FY 2027	Total
<b>REVENUE SOURCES</b>								
General Obligation Bonds		0	0	250,000	250,000	250,000	250,000	1,000,000
<b>Total</b>	<b>Revenues</b>	<b>0</b>	<b>0</b>	<b>250,000</b>	<b>250,000</b>	<b>250,000</b>	<b>250,000</b>	<b>1,000,000</b>
<b>EXPENDITURE TYPES</b>								
Contract Construction		0	0	250,000	250,000	250,000	250,000	1,000,000
<b>Total</b>	<b>Expenditures</b>	<b>0</b>	<b>0</b>	<b>250,000</b>	<b>250,000</b>	<b>250,000</b>	<b>250,000</b>	<b>1,000,000</b>

Project Reference No. 2

Project Name                      Garage Repairs-Front at Poplar  
Project Number                      GA07003

**Project Description / Justification:**  
Purpose: To make urgent safety repairs to the Mud Island garage on Front Street at Poplar Avenue. Repairs include replacement of tension joints on all three floors, replacement of a failed sump pump in the elevator and additional cosmetic upgrades.

**Operating Budget Impact:**      None  
**Council District:**                      6  
**Super District:**                        8  
**Project Spend to Date:**              \$0

		Carryforward	FY 2023	FY 2024	FY 2025	FY 2026	FY 2027	Total
<b>REVENUE SOURCES</b>								
General Obligation Bonds		0	120,000	0	0	0	0	120,000
<b>Total Revenues</b>		<b>0</b>	<b>120,000</b>	<b>0</b>	<b>0</b>	<b>0</b>	<b>0</b>	<b>120,000</b>
<b>EXPENDITURE TYPES</b>								
Contract Construction		0	120,000	0	0	0	0	120,000
<b>Total Expenditures</b>		<b>0</b>	<b>120,000</b>	<b>0</b>	<b>0</b>	<b>0</b>	<b>0</b>	<b>120,000</b>

Project Reference No. 3

Project Name Gates-Wagner Parking Lot

Project Number GA07004

**Project Description / Justification:**  
Purpose: To add gates to the parking lot on Wagner Place to better control access and minimize disruptive behavior in the lot.

**Operating Budget Impact:** None

**Council District:** 6

**Super District:** 8

**Project Spend to Date:** \$0

		Carryforward	FY 2023	FY 2024	FY 2025	FY 2026	FY 2027	Total
<b>REVENUE SOURCES</b>								
General Obligation Bonds		0	30,000	0	0	0	0	30,000
<b>Total Revenues</b>		<b>0</b>	<b>30,000</b>	<b>0</b>	<b>0</b>	<b>0</b>	<b>0</b>	<b>30,000</b>
<b>EXPENDITURE TYPES</b>								
Contract Construction		0	30,000	0	0	0	0	30,000
<b>Total Expenditures</b>		<b>0</b>	<b>30,000</b>	<b>0</b>	<b>0</b>	<b>0</b>	<b>0</b>	<b>30,000</b>



Project Reference No. 4

Project Name Greenbelt Park Fence Upgrades

Project Number GA07005

**Project Description / Justification:**  
Purpose: To upgrade the fencing along the length of Greenbelt Park to match the new fencing installed at the Mud Island Dog Park. As the City and Partnership prepare to increase cruise dockings at Greenbelt Park, the upgraded fence will enhance the arrival experience.

**Operating Budget Impact:** None

**Council District:** 6

**Super District:** 8

**Project Spend to Date:** \$0

		Carryforward	FY 2023	FY 2024	FY 2025	FY 2026	FY 2027	Total
REVENUE SOURCES								
General Obligation Bonds		0	125,000	0	0	0	0	125,000
Total Revenues		0	125,000	0	0	0	0	125,000
EXPENDITURE TYPES								
Contract Construction		0	125,000	0	0	0	0	125,000
Total Expenditures		0	125,000	0	0	0	0	125,000

Project Reference No. 5

Project Name Canopy Lighting-Mud Island Terminals

Project Number GA07006

**Project Description / Justification:**  
Purpose: To upgrade the canopy lighting in Mud Island terminals. The Partnership is currently upgrading lighting of the walkbridge and riverwalk via Accelerate Memphis debt program funding. The existing lighting of the East and West terminals includes thousands of inefficient, old filament-style bulbs that are inconsistent with the new LEDs to be installed elsewhere around the island. Upgrading the lighting and surrounding slatted ceiling will build upon the current improvements, reducing the energy and utility burden of Mud Island and promoting safe access to the park in inclement weather and evening hours to enhance the overall visitor experience.

**Operating Budget Impact:** None

**Council District:** 6

**Super District:** 8

**Project Spend to Date:** \$0

		Carryforward	FY 2023	FY 2024	FY 2025	FY 2026	FY 2027	Total
<b>REVENUE SOURCES</b>								
General Obligation Bonds		0	525,000	0	0	0	0	525,000
<b>Total</b>	<b>Revenues</b>	<b>0</b>	<b>525,000</b>	<b>0</b>	<b>0</b>	<b>0</b>	<b>0</b>	<b>525,000</b>
<b>EXPENDITURE TYPES</b>								
Contract Construction		0	525,000	0	0	0	0	525,000
<b>Total</b>	<b>Expenditures</b>	<b>0</b>	<b>525,000</b>	<b>0</b>	<b>0</b>	<b>0</b>	<b>0</b>	<b>525,000</b>

Project Reference No. 6

Project Name Mud Island Monorail & Renovations  
Project Number GA07007

**Project Description / Justification:**  
Purpose: To fund extensive repairs and upgrades for the 40-year-old Mud Island Monorail, a suspended monorail that connects Downtown Memphis with the entertainment park on Mud Island. The iconic tram, which celebrated its grand opening on July 3, 1982, but has not been in operation since 2018, is located beneath a footbridge over the Wolf River Lagoon connecting to the southern tip of Mud Island.

**Operating Budget Impact:** None; funding to come from General Fund reserves  
**Council District:** 6  
**Super District:** 8  
**Project Spend to Date:** \$0

		Carryforward	FY 2023	FY 2024	FY 2025	FY 2026	FY 2027	Total
<b>REVENUE SOURCES</b>								
Operating Transfers-In		0	5,500,000	0	0	0	0	5,500,000
<b>Total</b>	<b>Revenues</b>	<b>0</b>	<b>5,500,000</b>	<b>0</b>	<b>0</b>	<b>0</b>	<b>0</b>	<b>5,500,000</b>
<b>EXPENDITURE TYPES</b>								
Contract Construction		0	5,500,000	0	0	0	0	5,500,000
<b>Total</b>	<b>Expenditures</b>	<b>0</b>	<b>5,500,000</b>	<b>0</b>	<b>0</b>	<b>0</b>	<b>0</b>	<b>5,500,000</b>

## Current Year Division Summary

	Carryforward	FY 2023
<b>REVENUE SOURCES</b>		
General Obligation Bonds	0	6,050,000
<b>Total Revenues</b>	<b>0</b>	<b>6,050,000</b>
<b>EXPENDITURE TYPES</b>		
Architecture and Engineering	0	0
Contract Construction	0	4,625,000
Furniture Fixture Equipment	0	125,000
Information Technology	0	1,300,000
Vehicles CAP	0	0
<b>Total Expenditures</b>	<b>0</b>	<b>6,050,000</b>

## Five-Year Division Summary

	Carry-forward	FY 2023	FY 2024	FY 2025	FY 2026	FY 2027	Total
<b>REVENUE SOURCES</b>							
General Obligation Bonds	0	6,050,000	9,437,908	3,133,840	6,827,000	6,843,000	32,291,748
<b>Total Revenues</b>	<b>0</b>	<b>6,050,000</b>	<b>9,437,908</b>	<b>3,133,840</b>	<b>6,827,000</b>	<b>6,843,000</b>	<b>32,291,748</b>
<b>EXPENDITURE TYPES</b>							
Architecture and Engineering	0	0	0	887,000	0	0	887,000
Contract Construction	0	4,625,000	4,625,000	436,840	5,000,000	5,000,000	19,686,840
Furniture Fixture Equipment	0	125,000	955,543	0	0	0	1,080,543
Information Technology	0	1,300,000	2,357,365	810,000	827,000	843,000	6,137,365
Vehicles CAP	0	0	1,500,000	1,000,000	1,000,000	1,000,000	4,500,000
<b>Total Expenditures</b>	<b>0</b>	<b>6,050,000</b>	<b>9,437,908</b>	<b>3,133,840</b>	<b>6,827,000</b>	<b>6,843,000</b>	<b>32,291,748</b>

Police Services - Summary by Project

Reference Number	Project Number	Project Name	Carry-forward	FY 2023	FY 2024	FY 2025	FY 2026	FY 2027	Total
1	PD02010	Raines Station	0	0	0	887,000	5,000,000	5,000,000	10,887,000
2	PD02013	Police Academy Renovation	0	750,000	750,000	436,840	0	0	1,936,840
3	PD02016	New Mount Moriah Station	0	4,000,000	5,661,086	0	0	0	9,661,086
4	PD03010	Take-Home Car Program	0	0	1,500,000	1,000,000	1,000,000	1,000,000	4,500,000
5	PD04022	In-Car Video/GPS/BWC	0	1,000,000	794,000	810,000	827,000	843,000	4,274,000
6	PD04029	Radio Maintenance Building Rehab Project	0	300,000	732,822	0	0	0	1,032,822
Total All Projects			0	6,050,000	9,437,908	3,133,840	6,827,000	6,843,000	32,291,748

POLICE SERVICES • SUMMARY BY PROJECT

Project Reference No. 1

Project Name Raines Station

Project Number PD02010

Project Description / Justification:

This project is a full-service precinct that will replace the existing facility at 791 E. Raines. The existing patrol area for Raines Station will not be affected. This is a replacement for the building that was constructed in 1980 and is cost-prohibitive to be renovated to today's standards and divisional needs. The building will provide a permanent facility for the Raines Station patrol area. A&E will begin in 2025 with construction to start in 2026.

Operating Budget None

Impact:

Council District: 6

Super District: 8

Project Spend to Date: \$0

		Carryforward	FY 2023	FY 2024	FY 2025	FY 2026	FY 2027	Total
REVENUE SOURCES								
General Obligation Bonds		0	0	0	887,000	5,000,000	5,000,000	10,887,000
Total	Revenues	0	0	0	887,000	5,000,000	5,000,000	10,887,000
EXPENDITURE TYPES								
Architecture and Engineering		0	0	0	887,000	0	0	887,000
Contract Construction		0	0	0	0	5,000,000	5,000,000	10,000,000
Total	Expenditures	0	0	0	887,000	5,000,000	5,000,000	10,887,000

**Project Reference No. 2****Project Name** Police Academy Renovation**Project Number** PD02013**Project Description / Justification:**

This project will continue to fund the renovation of the Memphis Police Training Academy, adding much needed updates and expansion of the existing facility. FY18 - Design; FY19 - Gymnasium Renovation; FY20 - Design Offices, FF&E, IT; FY21 - Gymnasium Renovation (Sprinkler); FY22: Additional Classrooms; FY23 - Office and Exterior Renovation, FF&E; FY24 - Additional Parking.

**Operating Budget Impact:** None**Council District:** 7**Super District:** 8**Project Spend to Date:** \$2,289,506

		Carryforward	FY 2023	FY 2024	FY 2025	FY 2026	FY 2027	Total
<b>REVENUE SOURCES</b>								
General Obligation Bonds		0	750,000	750,000	436,840	0	0	1,936,840
<b>Total Revenues</b>		<b>0</b>	<b>750,000</b>	<b>750,000</b>	<b>436,840</b>	<b>0</b>	<b>0</b>	<b>1,936,840</b>
<b>EXPENDITURE TYPES</b>								
Contract Construction		0	625,000	625,000	436,840	0	0	1,686,840
Furniture Fixture		0	125,000	125,000	0	0	0	250,000
Equipment								
<b>Total Expenditures</b>		<b>0</b>	<b>750,000</b>	<b>750,000</b>	<b>436,840</b>	<b>0</b>	<b>0</b>	<b>1,936,840</b>

**Project Reference No. 3****Project Name** New Mount Moriah Station**Project Number** PD02016**Project Description / Justification:**

This project will provide funds to replace the existing precinct at 2602 Mt. Moriah, which was built in 1980. After extensive renovation review, it was determined that it is more economically feasible to replace the building on the same site rather than renovate. The building will provide a permanent facility for the Mt. Moriah Patrol area.

**Operating Budget Impact:** None**Council District:** 3**Super District:** 8**Project Spend to Date:** \$30,000

	Carryforward	FY 2023	FY 2024	FY 2025	FY 2026	FY 2027	Total
<b>REVENUE SOURCES</b>							
General Obligation Bonds	0	4,000,000	5,661,086	0	0	0	9,661,086
<b>Total Revenues</b>	<b>0</b>	<b>4,000,000</b>	<b>5,661,086</b>	<b>0</b>	<b>0</b>	<b>0</b>	<b>9,661,086</b>
<b>EXPENDITURE TYPES</b>							
Contract Construction	0	4,000,000	4,000,000	0	0	0	8,000,000
Furniture Fixture	0	0	830,543	0	0	0	830,543
Equipment							
Information Technology	0	0	830,543	0	0	0	830,543
<b>Total Expenditures</b>	<b>0</b>	<b>4,000,000</b>	<b>5,661,086</b>	<b>0</b>	<b>0</b>	<b>0</b>	<b>9,661,086</b>



Project Reference No. 4

Project Name Take-Home Car Program

Project Number PD03010

**Project Description / Justification:**  
Capital Acquisition specifically for Police Services to allow certain commissioned officers to take City Police vehicles home in an effort to deter crime by promoting a community police presence.

**Operating Budget** None

**Impact:**

**Council District:** N/A

**Super District:** N/A

**Project Spend in FY22:** \$1,000,000

		Carryforward	FY 2023	FY 2024	FY 2025	FY 2026	FY 2027	Total
REVENUE SOURCES								
General Obligation Bonds		0	0	1,500,000	1,000,000	1,000,000	1,000,000	4,500,000
Total	Revenues	0	0	1,500,000	1,000,000	1,000,000	1,000,000	4,500,000
EXPENDITURE TYPES								
Vehicles CAP		0	0	1,500,000	1,000,000	1,000,000	1,000,000	4,500,000
Total	Expenditures	0	0	1,500,000	1,000,000	1,000,000	1,000,000	4,500,000

**Project Reference No. 5**

**Project Name** In-Car Video/GPS/BWC

**Project Number** PD04022

**Project Description / Justification:**

This project provides funding to purchase mobile in-car video cameras with GPS Tracking devices for new vehicles that will be received in FY23 and to provide body worn cameras for Police personnel. This is an ongoing project that may have some costs each fiscal year.

**Operating Budget Impact:** Cloud storage fees, license and service fees, and marketing fees are covered under the operating budget.

**Council District:** N/A

**Super District:** N/A

**Project Spend to Date:** \$10,686,969

		Carryforward	FY 2023	FY 2024	FY 2025	FY 2026	FY 2027	Total
<b>REVENUE SOURCES</b>								
General Obligation		0	1,000,000	794,000	810,000	827,000	843,000	4,274,000
Bonds								
<b>Total</b>	<b>Revenues</b>	<b>0</b>	<b>1,000,000</b>	<b>794,000</b>	<b>810,000</b>	<b>827,000</b>	<b>843,000</b>	<b>4,274,000</b>
<b>EXPENDITURE TYPES</b>								
Information Technology		0	1,000,000	794,000	810,000	827,000	843,000	4,274,000
<b>Total</b>	<b>Expenditures</b>	<b>0</b>	<b>1,000,000</b>	<b>794,000</b>	<b>810,000</b>	<b>827,000</b>	<b>843,000</b>	<b>4,274,000</b>

Project Reference No. 6

Project Name

Radio Maintenance Building Rehab Project

Project Number

PD04029

Project Description / Justification:

This project will rehabilitate the current City Radio Maintenance garage and office space. It will provide taller garage bay doors to service the larger fire vehicles, a separate women's restroom, HVAC for the garage bay, updated work surfaces for employees, and updated storage areas.

Operating Budget

None

Impact:

Council District:

5

Super District:

9

Project Spend to Date:

\$852,749

		Carryforward	FY 2023	FY 2024	FY 2025	FY 2026	FY 2027	Total
REVENUE SOURCES								
General Obligation Bonds		0	300,000	732,822	0	0	0	1,032,822
Total	Revenues	0	300,000	732,822	0	0	0	1,032,822
EXPENDITURE TYPES								
Information Technology		0	300,000	732,822	0	0	0	1,032,822
Total	Expenditures	0	300,000	732,822	0	0	0	1,032,822

## Current Year Division Summary

	Carryforward	FY 2023
<b>REVENUE SOURCES</b>		
Federal Grants CIP	11,490,435	0
General Obligation Bonds	1,231,492	23,700,000
Operating Transfers-In	0	10,500,000
<b>Total Revenues</b>	<b>12,721,927</b>	<b>34,200,000</b>
<b>EXPENDITURE TYPES</b>		
Architecture and Engineering	2,612,000	4,300,000
Contract Construction	10,109,927	29,900,000
<b>Total Expenditures</b>	<b>12,721,927</b>	<b>34,200,000</b>

## Five-Year Division Summary

	Carryforward	FY 2023	FY 2024	FY 2025	FY 2026	FY 2027	Total
<b>REVENUE SOURCES</b>							
Federal Grants CIP	11,490,435	0	0	0	0	0	11,490,435
General Obligation Bonds	1,231,492	23,700,000	22,300,000	22,300,000	22,300,000	22,300,000	114,131,492
Operating Transfers-In	0	10,500,000	0	0	0	0	10,500,000
<b>Total Revenues</b>	<b>12,721,927</b>	<b>34,200,000</b>	<b>22,300,000</b>	<b>22,300,000</b>	<b>22,300,000</b>	<b>22,300,000</b>	<b>136,121,927</b>
<b>EXPENDITURE TYPES</b>							
Architecture and Engineering	2,612,000	4,300,000	300,000	300,000	300,000	300,000	8,112,000
Contract Construction	10,109,927	29,900,000	22,000,000	22,000,000	22,000,000	22,000,000	128,009,927
<b>Total Expenditures</b>	<b>12,721,927</b>	<b>34,200,000</b>	<b>22,300,000</b>	<b>22,300,000</b>	<b>22,300,000</b>	<b>22,300,000</b>	<b>136,121,927</b>

Public Works - Summary by Project

Reference Project			Carry-						
Number	Number	Project Name	forward	FY 2023	FY 2024	FY 2025	FY 2026	FY 2027	Total
1	PW23100	Asphalt Paving Coverline	0	20,000,000	20,000,000	20,000,000	20,000,000	20,000,000	100,000,000
2	PW23200	Sidewalks Coverline	0	1,000,000	500,000	500,000	500,000	500,000	3,000,000
3	PW23300	ADA Curb Ramp Coverline	0	1,000,000	1,000,000	1,000,000	1,000,000	1,000,000	5,000,000
4	PW23400	Bridge Repair (PW) Coverline	0	800,000	800,000	800,000	800,000	800,000	4,000,000
5	PW01064	Elvis Presley / Shelby / Winchester	6,509,927	0	0	0	0	0	6,509,927
6	PW01280	Union-Pauline to Flicker	2,400,000	0	0	0	0	0	2,400,000
7	PW01290	Channel Avenue Repaving	212,000	1,400,000	0	0	0	0	1,612,000
8	PW04118	Harbor Avenue Repaving	3,600,000	0	0	0	0	0	3,600,000
9	PW04123	Harbor Docks	0	10,000,000	0	0	0	0	10,000,000
Total All Projects			12,721,927	34,200,000	22,300,000	22,300,000	22,300,000	22,300,000	136,121,927

PUBLIC WORKS • SUMMARY BY PROJECT

**Project Reference No. 1****Project Name** FY23 Asphalt/Paving Coverline**Project Number** PW23100**Project Description / Justification:**

This project funds the Asphalt and Paving activities performed or contracted by the City. The purpose of projects in this category is to preserve existing infrastructure and other assets. This category includes major maintenance to existing assets and planned major repairs. Assets that have shown normal deterioration and/or damage will be revamped to conditions that meet or exceed current requirements or upgrade features/functions at an existing facility (including IT). This is an ongoing project each fiscal year.

**Operating Budget Impact:** None**Council District:** All**Super District:** Both**Project Spend to Date:** N/A

		Carry-forward	FY 2023	FY 2024	FY 2025	FY 2026	FY 2027	Total
<b>REVENUE SOURCES</b>								
General Obligation Bonds		0	20,000,000	20,000,000	20,000,000	20,000,000	20,000,000	100,000,000
<b>Total Revenues</b>		<b>0</b>	<b>20,000,000</b>	<b>20,000,000</b>	<b>20,000,000</b>	<b>20,000,000</b>	<b>20,000,000</b>	<b>100,000,000</b>
<b>EXPENDITURE TYPES</b>								
Architecture and Engineering		0	300,000	300,000	300,000	300,000	300,000	1,500,000
Contract Construction		0	19,700,000	19,700,000	19,700,000	19,700,000	19,700,000	98,500,000
<b>Total Expenditures</b>		<b>0</b>	<b>20,000,000</b>	<b>20,000,000</b>	<b>20,000,000</b>	<b>20,000,000</b>	<b>20,000,000</b>	<b>100,000,000</b>

Project Reference No. 2

Project Name FY23 Sidewalks Coverline

Project Number PW23200

**Project Description / Justification:**

This project will provide funding for the replacement of sidewalks when property owners have not complied with sidewalk repair notices for public sidewalks adjacent to City properties. In order to reimburse the City, property owners will have an assessment added to their property taxes. This is an ongoing project each fiscal year.

**Operating Budget Impact:** None; \$500,000 of FY23 funding to come from General Fund reserves

**Council District:** All

**Super District:** Both

**Project Spend to Date:** N/A

		Carryforward	FY 2023	FY 2024	FY 2025	FY 2026	FY 2027	Total
REVENUE SOURCES								
General Obligation		0	500,000	500,000	500,000	500,000	500,000	2,500,000
Bonds		0	500,000	0	0	0	0	500,000
Operating Transfers-In								
Total	Revenues	0	1,000,000	500,000	500,000	500,000	500,000	3,000,000
EXPENDITURE TYPES								
Contract		0	1,000,000	500,000	500,000	500,000	500,000	3,000,000
Construction								
Total	Expenditures	0	1,000,000	500,000	500,000	500,000	500,000	3,000,000

Project Reference No. 3

Project Name FY23 ADA Curb Ramp Coverline

Project Number PW23300

**Project Description / Justification:**  
This project is for the installation of curb ramps on corners at intersections throughout the City as required by the Americans with Disabilities Act (ADA). This is an ongoing project each fiscal year.

**Operating Budget Impact:** None

**Council District:** All

**Super District:** Both

**Project Spend to Date:** N/A

		Carryforward	FY 2023	FY 2024	FY 2025	FY 2026	FY 2027	Total
<b>REVENUE SOURCES</b>								
General Obligation		0	1,000,000	1,000,000	1,000,000	1,000,000	1,000,000	5,000,000
Bonds								
<b>Total</b>	<b>Revenues</b>	<b>0</b>	<b>1,000,000</b>	<b>1,000,000</b>	<b>1,000,000</b>	<b>1,000,000</b>	<b>1,000,000</b>	<b>5,000,000</b>
<b>EXPENDITURE TYPES</b>								
Contract Construction		0	1,000,000	1,000,000	1,000,000	1,000,000	1,000,000	5,000,000
<b>Total</b>	<b>Expenditures</b>	<b>0</b>	<b>1,000,000</b>	<b>1,000,000</b>	<b>1,000,000</b>	<b>1,000,000</b>	<b>1,000,000</b>	<b>5,000,000</b>



Project Reference No. 4

Project Name FY23 Bridge Repair (PW) Coverline

Project Number PW23400

**Project Description / Justification:**  
This project is for the rehabilitation of active bridges that have received a poor rating from the State. This is an ongoing project each fiscal year.

**Operating Budget** None

**Impact:**

**Council District:** All

**Super District:** Both

**Project Spend to Date:** N/A

		Carryforward	FY 2023	FY 2024	FY 2025	FY 2026	FY 2027	Total
REVENUE SOURCES								
General Obligation Bonds		0	800,000	800,000	800,000	800,000	800,000	4,000,000
Total	Revenues	0	800,000	800,000	800,000	800,000	800,000	4,000,000
EXPENDITURE TYPES								
Contract Construction		0	800,000	800,000	800,000	800,000	800,000	4,000,000
Total	Expenditures	0	800,000	800,000	800,000	800,000	800,000	4,000,000

Project Reference No. 5

Project Name Elvis Presley/Shelby/Winchester  
Project Number PW01064

**Project Description / Justification:**  
This project includes improvements to the Elvis Presley Boulevard Corridor from Shelby Drive to Brooks Road. Construction will be accomplished in several phases: 1) Construct a six-lane heavily landscaped roadway adjacent to Graceland, which includes a median, wide outside lanes for bikes and a bus stop turn-out lane; 2) From Craft to Winchester, widen from four lanes to six lanes with a median. The other two segments will have the same existing lineage, but the entire project will have improved ped/bike/bus stop and landscaping. The funds for this project are being carried forward in accordance with the schedule for federal grant projects. This project should be completed by June 2025.

Operating Budget Impact: None  
Council District: 3  
Super District: 8  
Project Spend to Date: \$19,356,226

	Carryforward	FY 2023	FY 2024	FY 2025	FY 2026	FY 2027	Total
<b>REVENUE SOURCES</b>							
Federal Grants CIP	5,318,435	0	0	0	0	0	5,318,435
General Obligation Bonds	1,191,492	0	0	0	0	0	1,191,492
<b>Total Revenues</b>	<b>6,509,927</b>	<b>0</b>	<b>0</b>	<b>0</b>	<b>0</b>	<b>0</b>	<b>6,509,927</b>
<b>EXPENDITURE TYPES</b>							
Contract Construction	6,509,927	0	0	0	0	0	6,509,927
<b>Total Expenditures</b>	<b>6,509,927</b>	<b>0</b>	<b>0</b>	<b>0</b>	<b>0</b>	<b>0</b>	<b>6,509,927</b>

Project Reference No. 6

Project Name Union-Pauline to Flicker

Project Number PW01280

**Project Description / Justification:**  
This project will provide funds to reduce Union Avenue from six lanes to five lanes and include bicycle lanes, permitted/protected left turns at signalized intersections, transit and pedestrian improvements, and access management.

**Operating Budget Impact:** None

**Council District:** 5

**Super District:** 9

**Project Spend to Date:** \$379,086

		Carryforward	FY 2023	FY 2024	FY 2025	FY 2026	FY 2027	Total
<b>REVENUE SOURCES</b>								
Federal Grants CIP		2,400,000	0	0	0	0	0	2,400,000
<b>Total Revenues</b>		<b>2,400,000</b>	<b>0</b>	<b>0</b>	<b>0</b>	<b>0</b>	<b>0</b>	<b>2,400,000</b>
<b>EXPENDITURE TYPES</b>								
Architecture and Engineering		2,400,000	0	0	0	0	0	2,400,000
<b>Total Expenditures</b>		<b>2,400,000</b>	<b>0</b>	<b>0</b>	<b>0</b>	<b>0</b>	<b>0</b>	<b>2,400,000</b>

Project Reference No. 7

Project Name Channel Avenue Repaving

Project Number PW01290

Project Description / Justification:

This project will complete full-depth repairs and resurfacing on President Island's Channel Avenue. This project will be funded by 80% Federal Grant and 20% Local Match.

Operating Budget Impact: None

Council District: 6

Super District: 8

Project Spend to Date: \$0

	Carryforward	FY 2023	FY 2024	FY 2025	FY 2026	FY 2027	Total
<b>REVENUE SOURCES</b>							
Federal Grants CIP	172,000	0	0	0	0	0	172,000
General Obligation Bonds	40,000	1,400,000	0	0	0	0	1,440,000
<b>Total Revenues</b>	<b>212,000</b>	<b>1,400,000</b>	<b>0</b>	<b>0</b>	<b>0</b>	<b>0</b>	<b>1,612,000</b>

<b>EXPENDITURE TYPES</b>							
Architecture and Engineering	212,000	0	0	0	0	0	212,000
Contract Construction	0	1,400,000	0	0	0	0	1,400,000
<b>Total Expenditures</b>	<b>212,000</b>	<b>1,400,000</b>	<b>0</b>	<b>0</b>	<b>0</b>	<b>0</b>	<b>1,612,000</b>

Project Reference No. 8

Project Name Harbor Avenue Repaving  
Project Number PW04118

**Project Description / Justification:**  
Milling and resurfacing of Harbor Avenue from Buoy Street to Riverside Drive. The funds for this project are being carried forward in accordance with the schedule for federal grant projects. This project should be completed by March 2023.

**Operating Budget Impact:** None  
**Council District:** 6  
**Super District:** 8  
**Project Spend to Date:** \$17,409

		Carryforward	FY 2023	FY 2024	FY 2025	FY 2026	FY 2027	Total
REVENUE SOURCES								
Federal Grants CIP		3,600,000	0	0	0	0	0	3,600,000
Total Revenues		3,600,000	0	0	0	0	0	3,600,000
EXPENDITURE TYPES								
Contract Construction		3,600,000	0	0	0	0	0	3,600,000
Total Expenditures		3,600,000	0	0	0	0	0	3,600,000

Project Reference No. 9

Project Name Harbor Docks

Project Number PW04123

Project Description / Justification:

This project will complete the expansion of the Beale Street Landing Dock facility, provide improvements needed at Greenbelt Park for cruise line use and improvements to serve Memphis Riverboats’ relocation.

Operating Budget Impact: None; \$10 million balance on this project to be funded by the City’s General Fund reserves

Council District: 6

Super District: 8

Project Spend to Date: \$0

		Carryforward	FY 2023	FY 2024	FY 2025	FY 2026	FY 2027	Total
<b>REVENUE SOURCES</b>								
Operating Transfers-In		0	10,000,000	0	0	0	0	10,000,000
<b>Total Revenues</b>		<b>0</b>	<b>10,000,000</b>	<b>0</b>	<b>0</b>	<b>0</b>	<b>0</b>	<b>10,000,000</b>
<b>EXPENDITURE TYPES</b>								
Architecture and Engineering		0	4,000,000	0	0	0	0	4,000,000
Contract Construction		0	6,000,000	0	0	0	0	6,000,000
<b>Total Expenditures</b>		<b>0</b>	<b>10,000,000</b>	<b>0</b>	<b>0</b>	<b>0</b>	<b>0</b>	<b>10,000,000</b>



## Current Year Division Summary

	Carryforward	FY 2023
<b>REVENUE SOURCES</b>		
Capital Pay-Go	210,373,624	107,500,000
Sewer Revenue Bonds	70,000,000	30,000,000
<b>Total Revenues</b>	<b>280,373,624</b>	<b>137,500,000</b>
<b>EXPENDITURE TYPES</b>		
Architecture and Engineering	124,969,001	71,950,000
Contract Construction	153,954,623	64,500,000
Furniture Fixture Equipment	1,000,000	0
Information Technology	450,000	0
Land Acquisition	0	950,000
Land Development	0	100,000
<b>Total Expenditures</b>	<b>280,373,624</b>	<b>137,500,000</b>

## Five-Year Division Summary

	Carryforward	FY 2023	FY 2024	FY 2025	FY 2026	FY 2027	Total
<b>REVENUE SOURCES</b>							
Capital Pay-Go	210,373,624	107,500,000	94,500,000	94,000,000	41,000,000	35,500,000	582,873,624
Sewer Revenue Bonds	70,000,000	30,000,000	25,000,000	0	0	0	125,000,000
<b>Total Revenues</b>	<b>280,373,624</b>	<b>137,500,000</b>	<b>119,500,000</b>	<b>94,000,000</b>	<b>41,000,000</b>	<b>35,500,000</b>	<b>707,873,624</b>
<b>EXPENDITURE TYPES</b>							
Architecture and Engineering	124,969,001	71,950,000	76,000,000	58,500,000	30,500,000	30,000,000	391,919,001
Contract Construction	153,954,623	64,500,000	43,500,000	35,500,000	10,500,000	5,500,000	313,454,623
Furniture Fixture Equipment	1,000,000	0	0	0	0	0	1,000,000
Information Technology	450,000	0	0	0	0	0	450,000
Land Acquisition	0	950,000	0	0	0	0	950,000
Land Development	0	100,000	0	0	0	0	100,000
<b>Total Expenditures</b>	<b>280,373,624</b>	<b>137,500,000</b>	<b>119,500,000</b>	<b>94,000,000</b>	<b>41,000,000</b>	<b>35,500,000</b>	<b>707,873,624</b>



Sewer Fund - Summary by Project

SEWER FUND • SUMMARY BY PROJECT

Reference Number	Project Number	Project Name	Carry-forward	FY 2023	FY 2024	FY 2025	FY 2026	FY 2027	Total
1	SW23100	Misc Subdivisions Outfalls Coverline	0	3,500,000	0	0	0	0	3,500,000
2	SW23200	Rehab Existing Systems Coverline	0	14,500,000	0	0	0	0	14,500,000
3	SW23300	Service Unsewered Coverline	0	2,000,000	0	0	0	0	2,000,000
4	SW02006	Sludge Disposal/Earth Complex	19,357,993	0	500,000	500,000	500,000	500,000	21,357,993
5	SW02011	Covered Anaerobic Lagoon	40,800,000	4,000,000	3,000,000	0	0	0	47,800,000
6	SW02033	South Plant Expansion	40,403,638	32,500,000	25,000,000	8,000,000	0	0	105,903,638
7	SW04009	Stiles Plant Modification	35,478,842	10,000,000	10,000,000	5,000,000	5,000,000	5,000,000	70,478,842
8	SW04011	Stiles WWTF Biosolids Upgrades	63,000,000	31,000,000	31,000,000	30,500,000	5,500,000	0	161,000,000
9	SW05001	Sewer Assessment and Rehab	81,333,151	40,000,000	50,000,000	50,000,000	30,000,000	30,000,000	281,333,151
Total All Projects			280,373,624	137,500,000	119,500,000	94,000,000	41,000,000	35,500,000	707,873,624

**Project Reference No. 1****Project Name** FY23 Misc Subdivisions Outfalls Coverline**Project Number** SW23100**Project Description / Justification:**

This project provides funds to connect new subdivisions to the City's sewer system. Funding for this project is based on annual assessment. FY23 will be funded by Capital Pay-Go Sewer. This is an ongoing project each fiscal year.

**Operating Budget** None**Impact:****Council District:** TBD**Super District:** TBD**Project Spend to** N/A**Date:**

	Carryforward	FY 2023	FY 2024	FY 2025	FY 2026	FY 2027	Total
<b>REVENUE SOURCES</b>							
Capital Pay-Go	0	3,500,000	0	0	0	0	3,500,000
<b>Total Revenues</b>	<b>0</b>	<b>3,500,000</b>	<b>0</b>	<b>0</b>	<b>0</b>	<b>0</b>	<b>3,500,000</b>
<b>EXPENDITURE TYPES</b>							
Architecture and Engineering	0	200,000	0	0	0	0	200,000
Contract Construction	0	3,000,000	0	0	0	0	3,000,000
Land Acquisition	0	200,000	0	0	0	0	200,000
Land Development	0	100,000	0	0	0	0	100,000
<b>Total Expenditures</b>	<b>0</b>	<b>3,500,000</b>	<b>0</b>	<b>0</b>	<b>0</b>	<b>0</b>	<b>3,500,000</b>

Project Reference No. 2

Project Name

FY23 Rehab Existing Systems Coverline

Project Number

SW23200

Project Description / Justification:

This project provides funds for the repair, rehabilitation or replacement of portions of the existing sewer collection and treatment system as needed. FY23 will be funded by Capital Pay-Go Sewer. This is an ongoing project each fiscal year.

Operating Budget Impact:

None

Council District:

TBD

Super District:

TBD

Project Spend to Date:

N/A

		Carryforward	FY 2023	FY 2024	FY 2025	FY 2026	FY 2027	Total
REVENUE SOURCES								
Capital Pay-Go		0	14,500,000	0	0	0	0	14,500,000
Total	Revenues	0	14,500,000	0	0	0	0	14,500,000
EXPENDITURE TYPES								
Architecture and Engineering		0	500,000	0	0	0	0	500,000
Contract Construction		0	13,500,000	0	0	0	0	13,500,000
Land Acquisition		0	500,000	0	0	0	0	500,000
Total	Expenditures	0	14,500,000	0	0	0	0	14,500,000

**Project Reference No. 3****Project Name** FY23 Service Unsewered Coverline**Project Number** SW23300**Project Description / Justification:**

This project provides funds for extending sewer service to areas of the City that do not presently have sewers. The City pays the total cost of the projects. FY23 will be funded by Capital Pay-Go Sewer. This is an ongoing project each fiscal year.

**Operating Budget Impact:** None**Council District:** TBD**Super District:** TBD**Project Spend to Date:** N/A

	Carryforward	FY 2023	FY 2024	FY 2025	FY 2026	FY 2027	Total
<b>REVENUE SOURCES</b>							
Capital Pay-Go	0	2,000,000	0	0	0	0	2,000,000
<b>Total Revenues</b>	<b>0</b>	<b>2,000,000</b>	<b>0</b>	<b>0</b>	<b>0</b>	<b>0</b>	<b>2,000,000</b>
<b>EXPENDITURE TYPES</b>							
Architecture and Engineering	0	250,000	0	0	0	0	250,000
Contract Construction	0	1,500,000	0	0	0	0	1,500,000
Land Acquisition	0	250,000	0	0	0	0	250,000
<b>Total Expenditures</b>	<b>0</b>	<b>2,000,000</b>	<b>0</b>	<b>0</b>	<b>0</b>	<b>0</b>	<b>2,000,000</b>

Project Reference No. 4

Project Name

Sludge Disposal/Earth Complex

Project Number

SW02006

Project Description / Justification:

This project provides funds for sludge disposal equipment and support facilities to prepare sludge for disposal at the Earth Complex and/or the Maxson Wastewater Treatment Plant. Any reprogrammed dollars to be used for Architecture & Engineering, Land Acquisition, and Construction for FY23 will be funded by Capital Pay-Go Sewer. FY23 will be funded by Capital Pay-Go Sewer and a Water Infrastructure Financing and Innovation Act (WIFIA) loan.

Operating Budget Impact:None

Council District:6

Super District:8

Project Spend to Date:\$1,697,617

		Carryforward	FY 2023	FY 2024	FY 2025	FY 2026	FY 2027	Total
REVENUE SOURCES								
Capital Pay-Go		19,357,993	0	500,000	500,000	500,000	500,000	21,357,993
Total	Revenues	19,357,993	0	500,000	500,000	500,000	500,000	21,357,993
EXPENDITURE TYPES								
Architecture and Engineering		388,975	0	0	0	0	0	388,975
Contract Construction		18,969,018	0	500,000	500,000	500,000	500,000	20,969,018
Total	Expenditures	19,357,993	0	500,000	500,000	500,000	500,000	21,357,993

**Project Reference No. 5****Project Name** Covered Anaerobic Lagoon**Project Number** SW02011**Project Description / Justification:**

This project is for covering the remaining anaerobic sludge lagoons at wastewater treatment plants, expanding/renovating the existing dewatering/sludge handling/processing facilities and upgrading the maintenance facilities. These upgrades are in response to Federal/State mandates. Any reprogrammed dollars to be used for Architecture & Engineering or Construction for FY23 will be funded by Capital Pay-Go Sewer. FY23 will be funded by Capital Pay-Go Sewer and a Water Infrastructure Financing and Innovation Act (WIFIA) loan.

**Operating Budget Impact:** None**Council District:** Various**Super District:** Both**Project Spend to Date:** \$17,248,161

	Carryforward	FY 2023	FY 2024	FY 2025	FY 2026	FY 2027	Total
<b>REVENUE SOURCES</b>							
Capital Pay-Go	40,800,000	4,000,000	3,000,000	0	0	0	47,800,000
<b>Total Revenues</b>	<b>40,800,000</b>	<b>4,000,000</b>	<b>3,000,000</b>	<b>0</b>	<b>0</b>	<b>0</b>	<b>47,800,000</b>
<b>EXPENDITURE TYPES</b>							
Architecture and Engineering	2,099,530	0	0	0	0	0	2,099,530
Contract Construction	38,700,470	4,000,000	3,000,000	0	0	0	45,700,470
<b>Total Expenditures</b>	<b>40,800,000</b>	<b>4,000,000</b>	<b>3,000,000</b>	<b>0</b>	<b>0</b>	<b>0</b>	<b>47,800,000</b>

**Project Reference No. 6****Project Name** South Plant Expansion**Project Number** SW02033**Project Description / Justification:**

This project provides funds for the construction of additional primary clarifiers, blowers, ABF Towers, final clarifiers, screens, and additional ancillary structures/facilities as needed to meet Federal and State requirements. Any reprogrammed dollars to be used for Architecture & Engineering or Construction for FY23 will be funded by Capital Pay Go-Sewer. FY23 will be funded by Capital Pay-Go Sewer, Tennessee State Revolving Loan Fund and Water Infrastructure Finance and Innovation Act (WIFIA) program funds. Estimated completion date is FY25.

**Operating Budget Impact:** None**Council District:** 6**Super District:** 8**Project Spend to Date:** \$154,860,542

	Carryforward	FY 2023	FY 2024	FY 2025	FY 2026	FY 2027	Total
<b>REVENUE SOURCES</b>							
Capital Pay-Go	40,403,638	32,500,000	25,000,000	8,000,000	0	0	105,903,638
<b>Total Revenues</b>	<b>40,403,638</b>	<b>32,500,000</b>	<b>25,000,000</b>	<b>8,000,000</b>	<b>0</b>	<b>0</b>	<b>105,903,638</b>
<b>EXPENDITURE TYPES</b>							
Architecture and Engineering	36,047,345	30,000,000	25,000,000	8,000,000	0	0	99,047,345
Contract Construction	3,306,293	2,500,000	0	0	0	0	5,806,293
Furniture Fixture Equipment	600,000	0	0	0	0	0	600,000
Information Technology	450,000	0	0	0	0	0	450,000
<b>Total Expenditures</b>	<b>40,403,638</b>	<b>32,500,000</b>	<b>25,000,000</b>	<b>8,000,000</b>	<b>0</b>	<b>0</b>	<b>105,903,638</b>

**Project Reference No. 7****Project Name** Stiles Plant Modification**Project Number** SW04009**Project Description / Justification:**

This project is a coverline and provides funds for the construction of additional treatment facilities, modification of existing treatment facilities, and ancillary structures/facilities as needed to meet Federal/State requirements. Any reprogrammed dollars to be used for Architecture & Engineering or Construction for FY23 will be funded by Capital Pay-Go Sewer. FY23 will be funded by Capital Pay-Go Sewer.

**Operating Budget** None**Impact:****Council District:** 7**Super District:** 8**Project Spend to Date:** \$20,016,302

	Carryforward	FY 2023	FY 2024	FY 2025	FY 2026	FY 2027	Total
<b>REVENUE SOURCES</b>							
Capital Pay-Go	35,478,842	10,000,000	10,000,000	5,000,000	5,000,000	5,000,000	70,478,842
<b>Total Revenues</b>	<b>35,478,842</b>	<b>10,000,000</b>	<b>10,000,000</b>	<b>5,000,000</b>	<b>5,000,000</b>	<b>5,000,000</b>	<b>70,478,842</b>
<b>EXPENDITURE TYPES</b>							
Architecture and Engineering	8,100,000	0	0	0	0	0	8,100,000
Contract Construction	26,978,842	10,000,000	10,000,000	5,000,000	5,000,000	5,000,000	61,978,842
Furniture Fixture Equipment	400,000	0	0	0	0	0	400,000
<b>Total Expenditures</b>	<b>35,478,842</b>	<b>10,000,000</b>	<b>10,000,000</b>	<b>5,000,000</b>	<b>5,000,000</b>	<b>5,000,000</b>	<b>70,478,842</b>



Project Reference No. 8

Project Name Stiles WWTF Biosolids Upgrades  
Project Number SW04011

**Project Description / Justification:**  
This project is for the removal and/or disposal of digested biosolids, construction of additional treatment facilities, modification of existing treatment facilities, and ancillary structures/facilities as needed to meet Federal/State requirements. Any reprogrammed dollars to be used for Architecture & Engineering or Construction for FY23 will be funded by Capital Pay-Go Sewer. FY23 will be funded by Capital Pay-Go Sewer and Tennessee State Revolving Loan Fund.

**Operating Budget Impact:** None  
**Council District:** Various  
**Super District:** Both  
**Project Spend to Date:** \$0

	Carryforward	FY 2023	FY 2024	FY 2025	FY 2026	FY 2027	Total
<b>REVENUE SOURCES</b>							
Capital Pay-Go	63,000,000	31,000,000	31,000,000	30,500,000	5,500,000	0	161,000,000
<b>Total Revenues</b>	<b>63,000,000</b>	<b>31,000,000</b>	<b>31,000,000</b>	<b>30,500,000</b>	<b>5,500,000</b>	<b>0</b>	<b>161,000,000</b>
<b>EXPENDITURE TYPES</b>							
Architecture and Engineering	3,000,000	1,000,000	1,000,000	500,000	500,000	0	6,000,000
Contract Construction	60,000,000	30,000,000	30,000,000	30,000,000	5,000,000	0	155,000,000
<b>Total Expenditures</b>	<b>63,000,000</b>	<b>31,000,000</b>	<b>31,000,000</b>	<b>30,500,000</b>	<b>5,500,000</b>	<b>0</b>	<b>161,000,000</b>

**Project Reference No. 9****Project Name** Sewer Assessment and Rehab**Project Number** SW05001**Project Description / Justification:**

Service area-wide sanitary sewer condition assessment and rehabilitation program in response to Federal/State mandates. Funding will be from Tennessee State Revolving Loan Fund, Sewer Revenue Bonds and Capital Pay-Go Sewer. Any reprogrammed dollars to be used for FY23 will be funded by Tennessee State Revolving Loan Fund, Sewer Revenue Bonds and Capital Pay-Go Sewer.

**Operating Budget** None**Impact:****Council District:** All**Super District:** Both**Project Spend to Date:** \$218,178,115

	Carryforward	FY 2023	FY 2024	FY 2025	FY 2026	FY 2027	Total
<b>REVENUE SOURCES</b>							
Capital Pay-Go	11,333,151	10,000,000	25,000,000	50,000,000	30,000,000	30,000,000	156,333,151
Sewer Revenue Bonds	70,000,000	30,000,000	25,000,000	0	0	0	125,000,000
<b>Total Revenues</b>	<b>81,333,151</b>	<b>40,000,000</b>	<b>50,000,000</b>	<b>50,000,000</b>	<b>30,000,000</b>	<b>30,000,000</b>	<b>281,333,151</b>
<b>EXPENDITURE TYPES</b>							
Architecture and Engineering	75,333,151	40,000,000	50,000,000	50,000,000	30,000,000	30,000,000	275,333,151
Contract Construction	6,000,000	0	0	0	0	0	6,000,000
<b>Total Expenditures</b>	<b>81,333,151</b>	<b>40,000,000</b>	<b>50,000,000</b>	<b>50,000,000</b>	<b>30,000,000</b>	<b>30,000,000</b>	<b>281,333,151</b>



## Current Year Division Summary

	Carryforward	FY 2023
<b>REVENUE SOURCES</b>		
Capital Pay-Go	1,778,982	350,000
Storm Water Revenue Bonds	7,350,000	17,000,000
<b>Total Revenues</b>	<b>9,128,982</b>	<b>17,350,000</b>
<b>EXPENDITURE TYPES</b>		
Architecture and Engineering	566,982	6,050,000
Contract Construction	8,562,000	11,000,000
Land Acquisition	0	300,000
<b>Total Expenditures</b>	<b>9,128,982</b>	<b>17,350,000</b>

## Five-Year Division Summary

	Carryforward	FY 2023	FY 2024	FY 2025	FY 2026	FY 2027	Total
<b>REVENUE SOURCES</b>							
Capital Pay-Go	1,778,982	350,000	350,000	350,000	350,000	350,000	3,528,982
Storm Water Revenue Bonds	7,350,000	17,000,000	17,000,000	17,000,000	17,700,000	17,700,000	93,750,000
<b>Total Revenues</b>	<b>9,128,982</b>	<b>17,350,000</b>	<b>17,350,000</b>	<b>17,350,000</b>	<b>18,050,000</b>	<b>18,050,000</b>	<b>97,278,982</b>
<b>EXPENDITURE TYPES</b>							
Architecture and Engineering	566,982	6,050,000	6,050,000	6,050,000	6,750,000	6,750,000	32,216,982
Contract Construction	8,562,000	11,000,000	11,000,000	11,000,000	11,000,000	11,000,000	63,562,000
Land Acquisition	0	300,000	300,000	300,000	300,000	300,000	1,500,000
<b>Total Expenditures</b>	<b>9,128,982</b>	<b>17,350,000</b>	<b>17,350,000</b>	<b>17,350,000</b>	<b>18,050,000</b>	<b>18,050,000</b>	<b>97,278,982</b>

Storm Water Fund - Summary by Project

Reference Number	Project Number	Project Name	Carry-forward	FY 2023	FY 2024	FY 2025	FY 2026	FY 2027	Total
1	ST02001	Design Coverline	0	6,000,000	6,000,000	6,000,000	6,700,000	6,700,000	31,400,000
2	ST03205	Drainage Coverline	7,288,795	10,000,000	10,000,000	10,000,000	10,000,000	10,000,000	57,288,795
3	ST03207	Flood Control Coverline	1,840,187	0	0	0	0	0	1,840,187
4	ST03211	Curb & Gutter-Misc Locations Coverline	0	500,000	500,000	500,000	500,000	500,000	2,500,000
5	ST03214	Flood Mitigation-Land Acquisition Coverline	0	350,000	350,000	350,000	350,000	350,000	1,750,000
6	ST03216	Bridge Repair (ST) Coverline	0	500,000	500,000	500,000	500,000	500,000	2,500,000
Total All Projects			9,128,982	17,350,000	17,350,000	17,350,000	18,050,000	18,050,000	97,278,982

Project Reference No. 1

Project Name                      Design - ST Coverline

Project Number                      ST02001

**Project Description / Justification:**  
This project covers the costs for improvements to the existing drainage system, proposed new drainage projects, and the development of Drainage Master Plans throughout the City. All funding allocated for this project in FY23 should be appropriated to complete the tasks identified in the project description by June 2023. This is an ongoing project each fiscal year.

**Operating Budget Impact:**    None

**Council District:**                      All

**Super District:**                      Both

**Project Spend to Date:**            N/A

		Carryforward	FY 2023	FY 2024	FY 2025	FY 2026	FY 2027	Total
REVENUE SOURCES								
Storm Water Revenue		0	6,000,000	6,000,000	6,000,000	6,700,000	6,700,000	31,400,000
Bonds								
Total	Revenues	0	6,000,000	6,000,000	6,000,000	6,700,000	6,700,000	31,400,000
EXPENDITURE TYPES								
Architecture and		0	6,000,000	6,000,000	6,000,000	6,700,000	6,700,000	31,400,000
Engineering								
Total	Expenditures	0	6,000,000	6,000,000	6,000,000	6,700,000	6,700,000	31,400,000

Project Reference No. 2

Project Name Drainage - ST Coverline

Project Number ST03205

**Project Description / Justification:**  
This project is for improvements to existing drainage systems and new projects identified by Drainage Master Plans throughout the City. Funding allocated to this project in FY23 should be appropriated to active construction projects by June 2023. This is an ongoing project each fiscal year.

**Operating Budget** None

**Impact:**

**Council District:** All

**Super District:** Both

**Project Spend to Date:** N/A

		Carryforward	FY 2023	FY 2024	FY 2025	FY 2026	FY 2027	Total
REVENUE SOURCES								
Capital Pay-Go		838,795	0	0	0	0	0	838,795
Storm Water		6,450,000	10,000,000	10,000,000	10,000,000	10,000,000	10,000,000	56,450,000
Revenue Bonds								
Total	Revenues	7,288,795	10,000,000	10,000,000	10,000,000	10,000,000	10,000,000	57,288,795
EXPENDITURE TYPES								
Contract		7,288,795	10,000,000	10,000,000	10,000,000	10,000,000	10,000,000	57,288,795
Construction								
Total	Expenditures	7,288,795	10,000,000	10,000,000	10,000,000	10,000,000	10,000,000	57,288,795

**Project Reference No. 3****Project Name** Flood Control - ST Coverline**Project Number** ST03207**Project Description / Justification:**

This project will provide funds for the rehabilitation of existing flood control pumping stations. Funding allocated to this project in FY23 should be appropriated to active construction projects by June 2023.

**Operating Budget Impact:** None**Council District:** All**Super District:** Both**Project Spend to Date:** N/A

	Carryforward	FY 2023	FY 2024	FY 2025	FY 2026	FY 2027	Total
<b>REVENUE SOURCES</b>							
Capital Pay-Go	940,187	0	0	0	0	0	940,187
Storm Water Revenue	900,000	0	0	0	0	0	900,000
Bonds							
<b>Total Revenues</b>	<b>1,840,187</b>	<b>0</b>	<b>0</b>	<b>0</b>	<b>0</b>	<b>0</b>	<b>1,840,187</b>
<b>EXPENDITURE TYPES</b>							
Architecture and	566,982	0	0	0	0	0	566,982
Engineering							
Contract Construction	1,276,205	0	0	0	0	0	1,276,205
<b>Total Expenditures</b>	<b>1,840,187</b>	<b>0</b>	<b>0</b>	<b>0</b>	<b>0</b>	<b>0</b>	<b>1,840,187</b>



Project Reference No. 4

Project Name Curb & Gutter Misc Locations  
Coverline  
Project Number ST03211

**Project Description / Justification:**  
This project will provide funds for the repair and replacement of curbs and gutters throughout the City. This is an ongoing project each fiscal year.

Operating Budget None  
Impact:  
Council District: All  
Super District: Both  
Project Spend to Date: N/A

		Carryforward	FY 2023	FY 2024	FY 2025	FY 2026	FY 2027	Total
REVENUE SOURCES								
Storm Water Revenue		0	500,000	500,000	500,000	500,000	500,000	2,500,000
Bonds								
Total	Revenues	0	500,000	500,000	500,000	500,000	500,000	2,500,000
EXPENDITURE TYPES								
Contract Construction		0	500,000	500,000	500,000	500,000	500,000	2,500,000
Total	Expenditures	0	500,000	500,000	500,000	500,000	500,000	2,500,000

**Project Reference No. 5****Project Name** Flood Mitigation Coverline**Project Number** ST03214**Project Description / Justification:**

This project will provide funds to acquire properties to mitigate flooding within the surrounding area. Funding allocated to this project in FY23 should be appropriated to complete the land acquisition of properties for flood mitigation by June 2023. This is an ongoing project each fiscal year.

**Operating Budget Impact:** None**Council District:** All**Super District:** Both**Project Spend to Date:** N/A

		Carryforward	FY 2023	FY 2024	FY 2025	FY 2026	FY 2027	Total
<b>REVENUE SOURCES</b>								
Capital Pay-Go		0	350,000	350,000	350,000	350,000	350,000	1,750,000
<b>Total Revenues</b>		<b>0</b>	<b>350,000</b>	<b>350,000</b>	<b>350,000</b>	<b>350,000</b>	<b>350,000</b>	<b>1,750,000</b>
<b>EXPENDITURE TYPES</b>								
Architecture and Engineering		0	50,000	50,000	50,000	50,000	50,000	250,000
Land Acquisition		0	300,000	300,000	300,000	300,000	300,000	1,500,000
<b>Total Expenditures</b>		<b>0</b>	<b>350,000</b>	<b>350,000</b>	<b>350,000</b>	<b>350,000</b>	<b>350,000</b>	<b>1,750,000</b>

Project Reference No. 6

Project Name Bridge Repair (ST)  
Coverline  
Project Number ST03216

**Project Description / Justification:**  
This project is for storm water-related repairs and improvements to the City’s 402 existing bridges. Two to three major projects and several smaller projects are expected each year. The types of projects anticipated include channel improvements to enhance storm water flow, rip rap placement, and scour protection. All funding allocated to this project in FY23 should be appropriated to active construction projects by June 2023. This is an ongoing project each fiscal year.

Operating Budget Impact: None  
Council District: TBD  
Super District: TBD  
Project Spend to Date: N/A

		Carryforward	FY 2023	FY 2024	FY 2025	FY 2026	FY 2027	Total
<b>REVENUE SOURCES</b>								
Storm Water Revenue		0	500,000	500,000	500,000	500,000	500,000	2,500,000
Bonds								
Total	Revenues	0	500,000	500,000	500,000	500,000	500,000	2,500,000
<b>EXPENDITURE TYPES</b>								
Contract Construction		0	500,000	500,000	500,000	500,000	500,000	2,500,000
Total	Expenditures	0	500,000	500,000	500,000	500,000	500,000	2,500,000

# APPENDIX

---

This Appendix includes a Glossary and a list of Acronyms that will help you understand the technical language often used in the Capital Improvement Budget Plan. Glossary terms are listed alphabetically and include, as applicable, an acronym along with a brief definition. The list of Acronyms follows the Glossary.

## Glossary

### A

**Acquisition.** Obtaining land, existing buildings, or equipment and vehicles. The Public Works Division uses the following definition: Right-of-Way/Acquisitions consist of right-of-way costs for capital projects, including appraisal, survey services, and research.

**Adoption.** A formal action taken by the Memphis City Council that sets the spending limits for the fiscal year.

**Allocation.** The expenditure amount planned for a particular project or service that requires additional legislative action, or “appropriation,” before expenditures are authorized.

**Americans with Disabilities Act (ADA).** The ADA is a civil rights law that prohibits discrimination against individuals with disabilities in all areas of public life, including jobs, schools, transportation, and all public and private places that are open to the general public. The purpose of the law is to make sure that people with disabilities have the same rights and opportunities as everyone else.

**Appropriation.** A legal authorization granted by the City’s legislative authority (the City Council) to make expenditures and incur obligations for specific purposes.

**Architecture/Engineering (A&E).** Fees associated with the art/science and technology concerned with designing and building structures.

### B

**Budget.** A comprehensive financial plan.

### C

**Capital Acquisition.** The purchase of assets such as vehicles, equipment, inventory, and software.

**Capital Projects Fund.** A capital projects fund is used in governmental accounting to track the financial resources used to acquire and/or construct a major capital asset. Once the asset has been completed, it is then capitalized and added to a municipality’s assets inventory.

**Capital Improvement Project.** A capital improvement is generally a large construction project such as the development of park land, the construction of an overpass, the installation of a traffic signal, the acquisition of land or the construction or remodeling of a City building. Funds for these projects are derived primarily from the issuance of bonds but also water and sewer fees, Regional Transportation Commission taxes, grants and developer impact fees.

**Capital Pay-Go.** This is the practice of financing expenditures with funds that are currently available rather than borrowed.

**Carryforward.** Unspent allocations of CIP projects from a previous year’s approved CIP plan that were not completed. As a result, the funds could not be appropriated within that year and therefore need to be “carried forward” to the current year’s budget.

**Community Development Block Grant (CDBG).** An annual grant to local governments from the U.S. Department of Housing and Urban Development to support economic development projects, housing and services in low-income neighborhoods.

**Congestion Mitigation & Air Quality Improvement Program (CMAQ).** An amendment to the Clean Air Act. This program was implemented to support surface transportation projects and other related efforts that contribute air quality improvements and provide congestion relief.

### D

**Demolition.** The destruction and removal of some or all of an existing structure.

### E

**Easement.** A right to use the real property of another without possessing it.

**Economic Development.** Investment of resources to create financial self-sufficiency and prosperity in a community, including the industrial, commercial and service sectors.

### F

**Fund.** A fiscal and accounting entity with a self-balancing set of accounts to record revenues and expenditures. For more information about funds, refer to the User’s Guide section of the Budget Document.

**Furniture, Fixtures & Equipment (FF&E).** Movable, tangible property that have no permanent connection to the structure of a building or utilities.

### G

**General Obligation (G.O.) Bond.** This type of bond is backed by the full faith, credit and taxing power of the government.

**Government Finance Officers Association (GFOA) Distinguished Budget Award.** Highest form of recognition in governmental budgeting. Its attainment represents a significant accomplishment by the management, staff and elected officials of recipients. Budgets are evaluated for effectiveness as a policy document, a financial plan, an operations guide and as a communication device.

## H

**Highway Safety Improvement Program (HSIP).** A plan to achieve reduction in traffic fatalities and serious injuries on all public roads.

## I

**Infrastructure.** Facilities that support the continuance and growth of a community. Examples include roads, water lines, sewers, public buildings, and parks.

## M

**Master Plan.** A plan prepared to specify and coordinate the provision of one or more infrastructure systems and related services.

**Memphis Area Transit Authority (MATA).** Public transportation provider that is managed by a seven-member policy board appointed by the Mayor and approved by the Memphis City Council.

## O

**Operating Budget.** That portion of a budget that deals with recurring expenditures such as salaries, electric bills, postage, printing, paper supplies, and gasoline.

## R

**Revenues.** Total amounts available for appropriation including estimated income, fund transfers and beginning fund balance. Financial resources are received from taxes, user charges and other levels of government.

**Right-of-Way (ROW).** The right given to another to pass along a specific route through grounds or property belonging to another. ROW is granted by deed or easement for construction and maintenance according to a designated use.

**S**  
**Surface Transportation Program (STP).** Competitive federal assistance program. This program extends financial resources to municipalities to fund federal highway expenditures.

## Acronyms

<b>ADA</b>	Americans with Disabilities Act
<b>CAQ</b>	Capital Acquisition
<b>CDBG</b>	Community Development Block Grant
<b>CIP</b>	Capital Improvement Program
<b>CMAQ</b>	Congestion Mitigation and Air Quality Improvement Program
<b>CPG</b>	Capital Pay-Go
<b>CWSRF</b>	Clean Water State Revolving Fund
<b>FF&amp;E</b>	Furniture/Fixtures/Equipment
<b>FS</b>	Fire Station
<b>FY</b>	Fiscal Year
<b>G.O.</b>	General Obligation Bonds
<b>HSIP</b>	Highway Safety Improvement Program
<b>MATA</b>	Memphis Area Transit Authority
<b>MOU</b>	Memorandum of Understanding
<b>PSB</b>	Public Safety Building
<b>ROW</b>	Right-of-Way
<b>SCBA</b>	Self-Contained Breathing Apparatus
<b>STBG</b>	Surface Transportation Block Grant
<b>STP</b>	Surface Transportation Program
<b>WIFIA</b>	Water Infrastructure Finance and Innovation Act

