

CITY OF MEMPHIS



City of Memphis Administration



Jim Strickland, Mayor

ADMINISTRATION

CHIEFS

Shirley Ford, **Chief Financial Officer**

Ursula Madden, **Chief Communications Officer**

Douglas McGowen, **Chief Operating Officer**

Jennifer Sink, **Chief Legal Officer**

Alexandria Smith, **Chief Human Resources Officer**

DIRECTORS

Antonio Adams, **Director, General Services**

Kimberly Bailey, **Chief Information Officer**

Manny Belen, **Director, Engineering**

Robert Knecht, **Director, Public Works**

Al Lamar, **Director, Solid Waste**

Keenon McCloy, **Director, Library Services**

Michael Rallings, **Director, Police Services**

Gina Sweat, **Director, Fire Services**

Nick Walker, **Director, Parks and Neighborhoods**

Paul Young, **Director, Housing and Community Development**

John Zeanah, **Director, Planning and Development**

COURTS

Tarik Sugarmon, **Administrative Judge (Division 2)**

Jayne R. Chandler, **City Court Judge Division 2**

Teresa Jones, **City Court Judge Division 1**

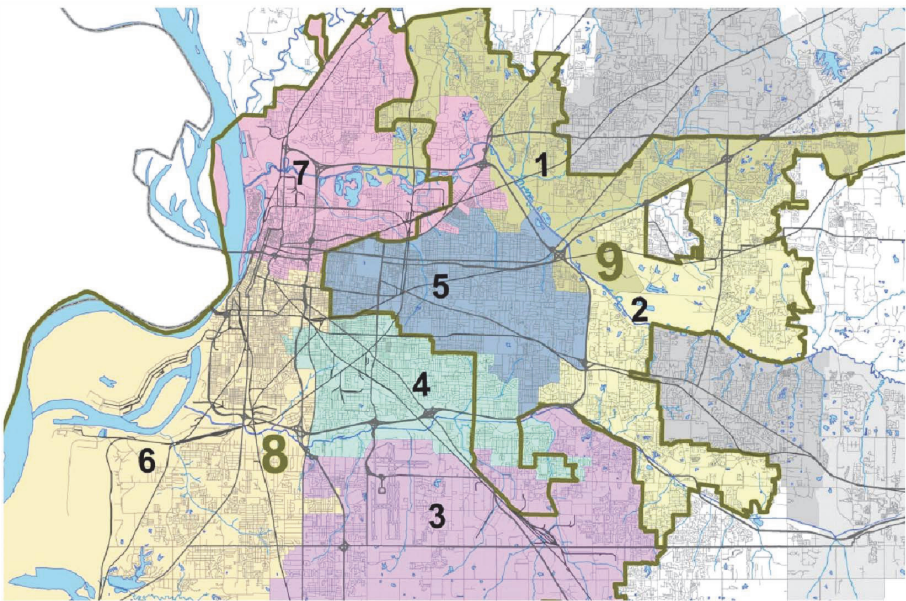
Myron Lowery, **City Court Clerk**

City of Memphis Council Members

CITY OF MEMPHIS



CHAIRPERSON
Patrice J. Robinson
District 3



Council Members



Rhonda Logan
District 1



Edmund Ford, Sr.
District 6



Martavius Jones
Super District 8-3



Frank Colvett, Jr.
Vice Chairperson
District 2



Michalyn Easter-
Thomas District 7



Chase Carlisle
Super District 9-1



Jamita Swearngen
District 4



JB Smiley, Jr.
Super District 8-1



J. Ford Canale
Super District 9-2



Worth Morgan
District 5



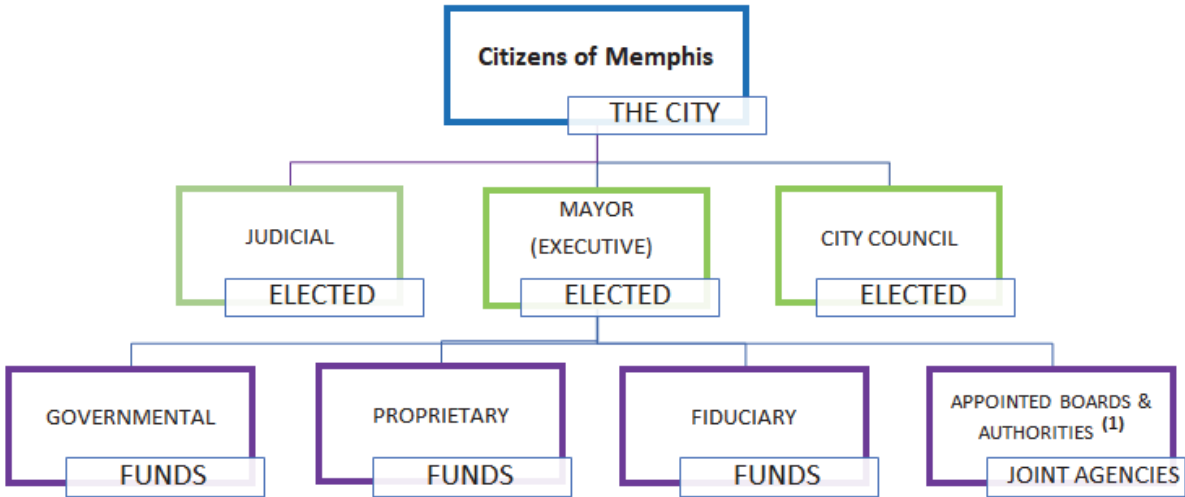
Cheyenne Johnson
Super District 8-2



Dr. Jeff Warren
Super District 9-3

CITY OF MEMPHIS, TENNESSEE

ORGANIZATION CHART



(1) The Mayor makes appointments to Boards and Authorities whose budgets are separate but are related organizations, jointly owned or joint ventures. These Boards and Authorities include, for example, the Memphis Area Transit Authority, Memphis Light, Gas & Water Division, The Retirement and Pension Systems, Memphis & Shelby County Airport Authority, Memphis Cook Convention Center, Memphis & Shelby County Building Code Advisory and the Downtown Memphis Commission.

PREFACE

How to Use this Book

This budget document presents an in-depth insight into the City of Memphis Capital Improvement Program (CIP). Through the CIP budget book, it is the intention of the Administration to provide readers a comprehensive and transparent view into the use of resources that will bring improvements to the City's infrastructure and enhance the livability of the City for its citizens. This budget book is intended to convey the necessary information to gain a level of understanding of the City's funding for its capital spending priorities.

The Table of Contents, along with identifying tabs, organizes this book into major sections and sub-sections to easily guide readers through the information.



Table of Contents

City Administration	ii
City of Memphis Council Members	iii
City Organizational Chart	iv
PREFACE	
How to Use this Book	v
OVERVIEW	
Capital Improvement Program Budget Overview	1
Capital Funding Sources	2
Debt Policy (TCA) 9-21-105(21)	5
Budget Development Process	14
CIP RESOLUTION	19
CIP SUMMARY	
City Wide Summary	29
FY2021 Capital Improvement Budget Summary	34
FY2021 Division Capital Acquisition Summary	37
ENGINEERING	
Division Summary	39
Summary by Project	40
Project Detail	41
EN01026 Medical Center Streetscape	41
EN01036 STP Pedestrian Routes	42
EN01067 HSIP Cover Line	43
EN01096 LED Traffic Signal Replacement	44
EN21100 Traffic Signals FY21	45
EN21200 Traffic Calming Devices FY21	46
EN21300 Urban Art FY21	47
EXECUTIVE	
Division Summary	49
Summary by Project	50
Project Detail	51
GA01030 X-Ray Machine-Animal Services	51
FIRE SERVICES	
Division Summary	53

Table of Contents

Summary by Project	54
Project Detail	55
FS02011 Replace Fire Station #43	55
FS02029 FS5 Construction	56
FS02031 FS1 Construction	57
FS02032 EMA Sirens	58
FS04012 Personal Protective Equipment	59
FS21100 FY21 Fire Stat Improv Cover	60

GENERAL SERVICES

Division Summary	61
Summary by Project	62
Project Detail	63
GS01032 CoMEM Phase II	63
GS21100 FY21 Major Mod	64
GS0221A FY21 CAQ Police Services	65
GS0221B FY21 CAQ Engineering	66
GS0221C FY21 CAQ Public Works	67
GS0221D FY21 CAQ PW-Street Maint	68
GS0221E FY21 CAQ Exec-Animal Services	69
GS0221F FY21 CAQ Fire Services	70
GS0221G FY21 CAQ General Services	71
GS0221H FY21 CAQ Parks & Neighborhoods	72
GS0221I FY21 CAQ Library Services	73

HOUSING AND COMMUNITY DEVELOPMENT

Division Summary	75
Summary by Project	76
Project Detail	77
CD01030 MHA-Foote Future HOPE VI	77
CD01097 Klondike-Smokey City	78
CD02016 Fairgrounds Redevelopment II	79

INFORMATION TECHNOLOGY

Division Summary	81
Summary by Project	82
Project Detail	83
IS01062 Telephone Systems Upgrade	83
IS01077 Time & Attendance System	84
IS01081 Data Center Relocation	85
IS01083 Desktop & App Infrastructure	86
IS01084 Network Infrastructure Upgrade	87

LIBRARY SERVICES

Division Summary	89
Summary by Project	90
Project Detail	91
LI01030 New Frayser Library	91

MATA

Division Summary	93
Summary by Project	94
Project Detail	95
GA03007 MATA-Fixed Route Buses	95
GA03011 MATA-Paratransit In-Service	96
GA03022 MATA-Adv Public Transp System	97
GA03023 MATA-Operations/Maint Facility	98
GA03024 Rail Facility Improvements	99
GA03025 Bus Facility Improvements	100
GA03026 Rail Vehicles	101
GA03028 Innovation Corridor BRT	102

MEMPHIS RIVER PARKS

Division Summary	103
Summary by Project	104
Project Detail	105
GA01028 Mud Island Amphitheater	105
GA01029 Mud Island / Beale Street	106

PARKS SERVICES

Division Summary	107
Summary by Project	108
Project Detail	109
PK01032 Ed Rice Comm Ctr Replacement	109
PK03004 Tennis Major Maintenance	110
PK07012 Greenway Improvements	111
PK09002 Zoo Major Maintenance & Others	112
PK21100 Parks Coverline FY21	113
PK21200 Council Improvements for Parks	114

POLICE SERVICES

Division Summary	115
Summary by Project	116
Project Detail	117
PD02010 Raines Station	117

Table of Contents

PD02013 FY18 Police Academy Renov	118
PD02016 New Mount Moriah Station	119
PD04022 In-Car Video/GPS	120
PD04025 Radio System Upgrade	121
PD04029 Radio Maintenance Rehab Proj	122

PUBLIC WORKS

Division Summary	123
Summary by Project	124
Project Detail	125
PW21100 Asphalt/Paving Coverline FY21	125
PW21200 Sidewalks Coverline FY21	126
PW21300 ADA Curb Ramp Coverline FY21	127
PW21400 Bridge Repair Coverline FY21	128
PW01056 Holmes-Millbranch to East	129
PW01064 Elvis Presley/Shelby/Winch	130
PW01179 Holmes Road East Malone-Lamar	131
PW01245 STP Bike/Ped Group	132
PW01253 Repair 14 Bridges Sam Cooper	133
PW01257 Shelby Farms Greenline Trail	134
PW01260 Sandbrook Realignment	135
PW01277 Poplar-Front to Bellevue	136
PW01278 Poplar-Yates to I-240	137
PW01280 Union Ave-Pauline to Flicker	138
PW01284 Shelby - Paul Lowery to Weaver	139
PW04103 Walker Ave. Streetscape Ph. 2	140
PW04117 Old Melrose Site Rehab	141
PW04118 Harbor Avenue Repaving	142
PW04119 STBG Group 1 Resurfacing	143
PW04120 STBG Group 2 Resurfacing	144

SEWER FUND

Division Summary	145
Summary by Project	146
Project Detail	147
SW21100 FY21 Misc Sub Outfalls Cover	147
SW21200 FY21 Rehab Existing Coverline	148
SW21300 FY21 Svc Unsewered Coverline	149
SW02006 Sludge Disp/Earth Complex	150
SW02011 Covered Anaerobic Lagoon	151
SW02033 South Plant Expansion	152
SW04007 Environmental Maint Relocation	153
SW04009 Stiles Plant Modification	154

SW04011 Stiles WWTF Biosolids Upgrades	155
SW05001 Sewer Assessment and Rehab	156
STORM WATER	
Division Summary	157
Summary by Project	158
Project Detail	159
ST02001 Design - ST Coverline	159
ST03205 Drainage - ST Coverline	160
ST03207 Flood Control - ST Coverline	161
ST03211 Curb & Gutter Misc Loc	162
ST03214 Flood Mitgn Land Acq Coverline	163
ST03216 Bridge Repair ST	164
ST03217 Bartlett Rd/Fletcher - Storm	165
SIGNIFICANT ONGOING PROJECTS	
Renasant Convention Center	168
Bicentennial Gateway Project	170
APPENDIX	
Glossary of Terms	174
Acronyms	176



OVERVIEW

Capital Improvement Program Budget Overview

The Fiscal Years 2021-2025 Capital Improvement Program (CIP) is a multi-year plan for capital expenditures to replace and expand the City's infrastructure, vehicles and equipment. For program purposes, the City defines a capital improvement as a major improvement or acquisition grouping costing over \$50,000. The program is updated annually to reflect the latest priorities, updated cost estimates and available revenue sources.

The purpose of the CIP Plan is to outline the funding for capital projects and capital acquisitions that will be of a long-term benefit to the citizens of Memphis. Because projects in the CIP Plan have long-term benefits, they are financed over a longer period of time. As a result, present and future users pay for the projects.

The Capital Improvement Budget is the annual allocation to the CIP that is set aside to fund major construction projects, acquire property, purchase equipment and fund ongoing capital programs for the City. The CIP Budget is a one-year allocation. Adoption of the CIP Budget by the City Council allows for the allocation of funds for the first year of the program, or in the case of carried-forward projects, a reallocation of unappropriated funding. The City attempts to budget annual General Obligation (G.O.) Bonds specifically at an average rate of retirement of older bonds. This is currently approximately \$85.7 million. Specific language on how to appropriate and spend construction funds is contained in the CIP Resolution.

Capital Funding Sources

The City's adopted Capital Budget is \$248.5 million in total allocations for Fiscal Year 2021. Listed below are our major sources for Capital Funding.

Long Term Debt

General Obligation (G.O.) Bonds, are \$85.7 million or 34.5% of the total allocation for the Fiscal Year 2021. The Sewer Fund will also use \$20.0 million of Sewer Revenue Bonds (SRB) for sewer rehabilitation.

Federal Grants / State Grants

The majority of these federal funds are for Memphis Area Transit Authority (MATA) projects and Public Works projects that qualify for federal grants. State grants represent the State-matching portion of the MATA funds and Public Works projects that qualify for State funds. State funding will also come into the State Street Aid (SSA) Fund. A new revenue source, the IMPROVE Act (Improving Manufacturing, Public Roads, & Opportunities for a Vibrant Economy), was added to the SSA Fund in Fiscal Year 2018. Revenue from the Act is purposed to help improve roads, and as such, some of the CIP projects that relate to road improvement are partially funded from this resource.

Capital Asset Disposition

Capital Asset Disposition funds represent the proceeds from the sale of City assets (primarily buildings) that will be repurposed for other building needs. Currently Fire Station relocations are the focus for repurposing capital asset disposition funds.

Capital Pay-Go

In addition to Sewer Revenue Bonds, the Sewer Fund's current projects are also funded by Capital-Pay-Go, as are Storm Water projects. Projects funded by "Capital-Pay-Go" allocations represent internally generated funds.

Carryforward Funding

Projects allocated in previous years' Capital Budgets that have been delayed may be carried forward into the next fiscal year, according to the priorities of the administration, for spending in the new plan. Carry forward funds represent \$404.5 million. These funds are the unspent allocations from the prior year's approved CIP Plan that could not be allocated within

the prior year because the timeframe for completion is greater than one year. Unspent allocations are shown as "Carryforward" funding within the respective Divisions. Specific projects where unspent appropriations will carry forward into the Fiscal Year 2021 CIP spending are identified in the respective divisions.

Capital Improvement Budget Highlights

The City's planned CIP spending aligns with current priorities that are focused on projects that enhance the City's economic development strategy, leverage federal or private funding, projects that maintain existing facilities, and projects mandated by law. The Fiscal Year 2021 CIP Budget for G.O. Bond spending is \$85.7 million. The CIP budget includes \$5.3 million towards the telephone systems upgrade across all City of Memphis divisions. The telephone systems upgrade is scheduled to be completed in 2021. In the area of Housing and Community Development, \$6.0 million is included for HOPE VI (Housing Opportunities for People Everywhere). This project will remove the last public housing project in the City (Foote Homes). There is a continued emphasis on road paving, which is proposed for \$19.5 million in G.O. Bond funding, and an increased funding in Engineering for traffic calming devices. Major highlights by division are:

Engineering – Funding is included for the replacement of traffic signals, traffic speed humps, and transportation improvements.

Fire Services – Funding is included for the construction and relocation of fire stations.

General Services – Funding will be applied towards major improvements mandated by the Americans with Disabilities Act (ADA) and ongoing improvements to various City buildings. This budget also reflects \$8.6 million for City-wide vehicle and equipment purchases.

Housing and Community Development – Funding is included for the MHA-Foote Homes Future HOPE VI City initiative and the Fairgrounds Project. The G.O. bond funds for the HOPE VI initiative will be supported by federal funds.

Information Technology – Funding is included for the upgrade of the City’s telephone systems to bring them into compliance with the City’s standard.

Library Services – Funding is included to begin construction of the New Frayser Branch Library.

Memphis Area Transit Authority – This budget is heavily leveraged by Federal and State funding. This year’s budget includes repairs to the infrastructure, the purchase of rail vehicles and funding for the Advanced Public Transportation System and a new Bus Rapid Transit (BRT) line.

Memphis River Parks Partnership – This budget provides funding for upgrades at the Mud Island Amphitheater.

Parks and Neighborhoods – Funding is included for environmental and recreational improvements to parks and tennis courts.

Police Services – This budget includes funding for renovations to the Police Academy.

Public Works – Funding is included to pave more than 400 lane miles of streets each year, including ADA ramp improvements and several road projects. The Storm Water Fund CIP budget will allow the City to make major investments in drainage infrastructure throughout the City. The Sewer Fund’s projects are for the repair and replacement of sewer infrastructure, new sewer connections and improvements to the treatment plants.



CITY OF MEMPHIS

Finance Division

GENERAL GUIDELINES FOR PROJECT ELIGIBILITY GENERAL OBLIGATION BONDS

This is intended to provide very general guidelines to inform proposers of projects whether the project may be eligible for City of Memphis general obligation bond financing. It is not intended to be a detailed exposition of the law in this complex area, and does not address all aspects of public finance. Accordingly, consultation with the Finance Division is encouraged.

It is important to note that not all activities and improvements are eligible for bond financing, even if they are capital improvements, and no matter how beneficial they may be to the City and its inhabitants. Projects can be financed only if they are authorized by statute, and this is a significant limitation.

In general, general obligation bond financing of an item of cost requires that it be (1) specifically mentioned in Tennessee Code Annotated (TCA) 9-21-105(21) as part of the definition of a “public works project”, and (2) owned by the City, and operated or maintained by or on behalf of the City, and part of the public domain. Proposals for financing should describe the item with sufficient detail as to its nature, location, ownership, and operation and use, in order to permit a determination based on these criteria. For convenience, a copy of Section 105(21) follows. If there is any question as to an item’s eligibility, it should be confirmed with the Finance Division.

Private property or improvements to private property, whether owned by a non-profit or other organization, should not be financed with general obligation bonds. Operation of a financed facility by any person or entity other than the City (including operation by others under contract or other arrangement with the City) should be discussed in advance with the Finance Division, even if the facility otherwise meets the criteria for general obligation bond financing, as this may affect the tax treatment of interest on the bonds or have other implications that might require a different method of financing or prevent financing altogether.

There are other State statutes that permit financing of specific facilities under specified circumstances and by various means, which do not include general obligation bonds. The permissible uses of these authorizations is limited in terms of scope and availability, and the Finance Division should be consulted prior to submission of a proposal to utilize them.

It also should be noted that the foregoing relates principally to bond financing as the source of funds for projects. Projects also may be funded as part of the CIP budget utilizing other funds, depending on availability and City Council determinations to allocate them.

Tennessee Code Annotated
Section 9-21-105(21)

(21) (A) “Public works project” includes any one (1) or any combination of the following: abattoirs, acquisitions of land for the purpose of providing or preserving open land, airports, alleys, ambulances, auditoriums, bridges, city and town halls, local government stables or garages, community houses, corrective, detention and penal facilities, including, but not limited to, jails, workhouses and reformatories, courthouses, culverts, curbs, dispensaries, drainage systems, including storm water sewers and drains, electric plants and systems, expositions, facilities for the handicapped, including physically and mentally handicapped, facilities for the indigent, fairgrounds and fairground facilities, fire department equipment and buildings, fire alarm systems, flood control, garbage collection and disposal systems, gas and natural gas systems and storage facilities, heat plants and systems, harbor and riverfront improvements, health centers and clinics, including medical and mental health centers and clinics, highways, major roads, highway and street equipment, hospitals, hotels and supporting or incidental facilities built by local governments which are built adjacent to and as a supporting facility of civic or convention centers located in municipalities which have created a central business improvement district under the Central Business Improvement District Act of 1971, compiled in title 7, chapter 84, improvements made pursuant to a plan of improvement for a central business improvement district created pursuant to the Central Business Improvement District Act of 1971, law enforcement and emergency services equipment, levees, libraries, markets, memorials, museums, nursing homes, parks, parking facilities, parkways, playgrounds, plazas, port facilities, docks and dock facilities, including any terminal storage and transportation facilities incident thereto, public art, public buildings, preserves, railroads, including the extension of railroads, and railway belt-lines and switches, reclamation of land, recreation centers and facilities, reservoirs, rights-of-way, river and navigation improvements, roads, sanitariums, schools, transportation equipment for schools, sewers, sewage and waste water systems, including, but not limited to, collection, drainage, treatment and disposal systems, ship canals, sidewalks, stadiums, streets, swimming pools, thermal transfer generating plants and/or distribution systems, tunnels, viaducts, voting machines, water treatment distribution and storage systems, wharves and zoos;

(B) “Public works project” also includes:

(i) “Business park,” which includes lands and rights, easements and franchises relating thereto, and may include roads and streets, water, sewer, electric and other utilities, landscaping and related elements as required for the orderly development and use of corporate or professional office space by one (1) or more commercial, financial or service business, and such appurtenant land for necessary incidental use. “Business park” does not include a retail operation except for an incidental retail use. A “business park” shall contain not less than five (5) acres of land. The building finance committee in the industrial development division of the department of economic and community development is authorized and empowered to determine whether a local government shall have the right to engage in any or all of the rights and privileges accompanying such a public works project. Before a local government may undertake the financing of such a public works project, it shall apply to the committee for a certificate of public purpose and necessity. The committee shall issue such a certificate once it is affirmatively determined that:

(a) There are adequate property values and suitable financial conditions so that the total bonded indebtedness of the local government, solely for this authorized purpose and those other purposes authorized by title 7, chapter 55 and title 13, chapter 16, shall not exceed ten percent (10%) of the total assessed valuation of all the property in the local government ascertained by the last completed assessment at the time of the issuance of such bonds; and

(b) The project is well conceived, has a reasonable prospect of success, will provide economic development and employment, will tend to encourage businesses to locate there and will not become a burden upon the taxpayers of the local government;

(ii) “Industrial park,” which includes lands, rights, easements and franchises relating thereto, and may include adequate roads and streets, water and sewer facilities, utilities and docks and terminals. Any of the foregoing improvements which are to be located within the geographic boundaries of the industrial park may only be financed after compliance with title 13, chapter 16, part 2;

(iii) “Urban renewal project” which means the same as such projects which are defined in §§ 13-20-209 – 13-20-215. Any local government is hereby authorized to contribute money, property, and municipal services to any public agency engaged in the development of urban renewal projects in that local government;

(iv) “Urban transit facility” which includes any or all real and personal property needed to provide public passenger transportation by means of street railway, electric railway, incline railroad, trolley coach, bus, motor coach, or any combination thereof, including terminal, maintenance and storage facility, whether owned and operated by a local government or owned by a local government and leased to private operators, all of which are hereby found and determined to be in the public interest and a proper public purpose;

(v) Facilities for the storage and maintenance of any of the items of equipment which constitute public works projects; and

(vi) Facilities or capital expenditures paid or incurred with respect to property located in a “recovery zone,” as defined in § 1400U-1(b) of the Internal Revenue Code of 1986, codified in 26 U.S.C. § 1400U-1(b), that are made for a “qualified economic development purpose,” as defined in § 1400U-2(c) of the Internal Revenue Code of 1986, codified in 26 U.S.C. § 1400U-2(c);

(vii) Facilities or expenditures paid or incurred for “qualified conservation purposes,” as defined in § 54D(f) of the Internal Revenue Code of 1986, codified in 26 U.S.C. § 54D(f), in connection with the issuance of “qualified energy conservation bonds,” as defined in § 54D of the Internal Revenue Code of 1986, codified in 26 U.S.C. § 54D;

(viii) All property real and personal, appurtenant thereto or connected with any public works project, work or undertaking and the existing public works project, work or undertaking, if any, to which such public works project, work or undertaking is an extension, addition, betterment or improvement; and

(ix) Facilities or capital expenditures paid or incurred with respect to development of affordable housing or workforce housing in a county having a metropolitan form of government with a population of not less than six hundred thousand (600,000), according to the 2010 federal census or any subsequent federal census, including expenditures related to a housing trust fund established in accordance with title 7, chapter 8 or title 13, chapter 23, part 5. For purposes of this subdivision (21)(B)(ix), only local governments within which the affordable or workforce housing is located are authorized to issue debt or borrow money, and in no event, shall the credit of any county, city, or town be given or loaned to or in aid of any person, company, association, or corporation, within the meaning of the Constitution of Tennessee, Article II, § 29, without first complying with the applicable requirements of the Constitution of Tennessee, Article II, § 29;

(C) This enumeration does not exclude any other project for the benefit of the people at large of any local government where any state or federal agency will match the funds of the local government with grants-in-aid or gratuities to subsidize or assist the development of a public works project;

(D) Notwithstanding subdivision (21)(B)(i), a certificate of public purpose and necessity shall not be required for a public works project of a local government with a population of not less than three hundred thousand

(300,000), according to the 2000 federal census or any subsequent federal census. The total pledge of full faith and credit of any such local government related to the project shall not exceed ten percent (10%) of the total assessed valuation of all property in the local government, ascertained by the last completed assessment at the time of issuance of the obligations. In any resolution pledging the full faith and credit and unlimited taxing power of any such local government to secure any obligations related to a public works project, the governing body of the local government shall state that the project being considered is well conceived, has a reasonable prospect for success, will provide proper economic development and employment, and will not likely become a burden on the taxpayers of the local government;

As of May 2, 2019

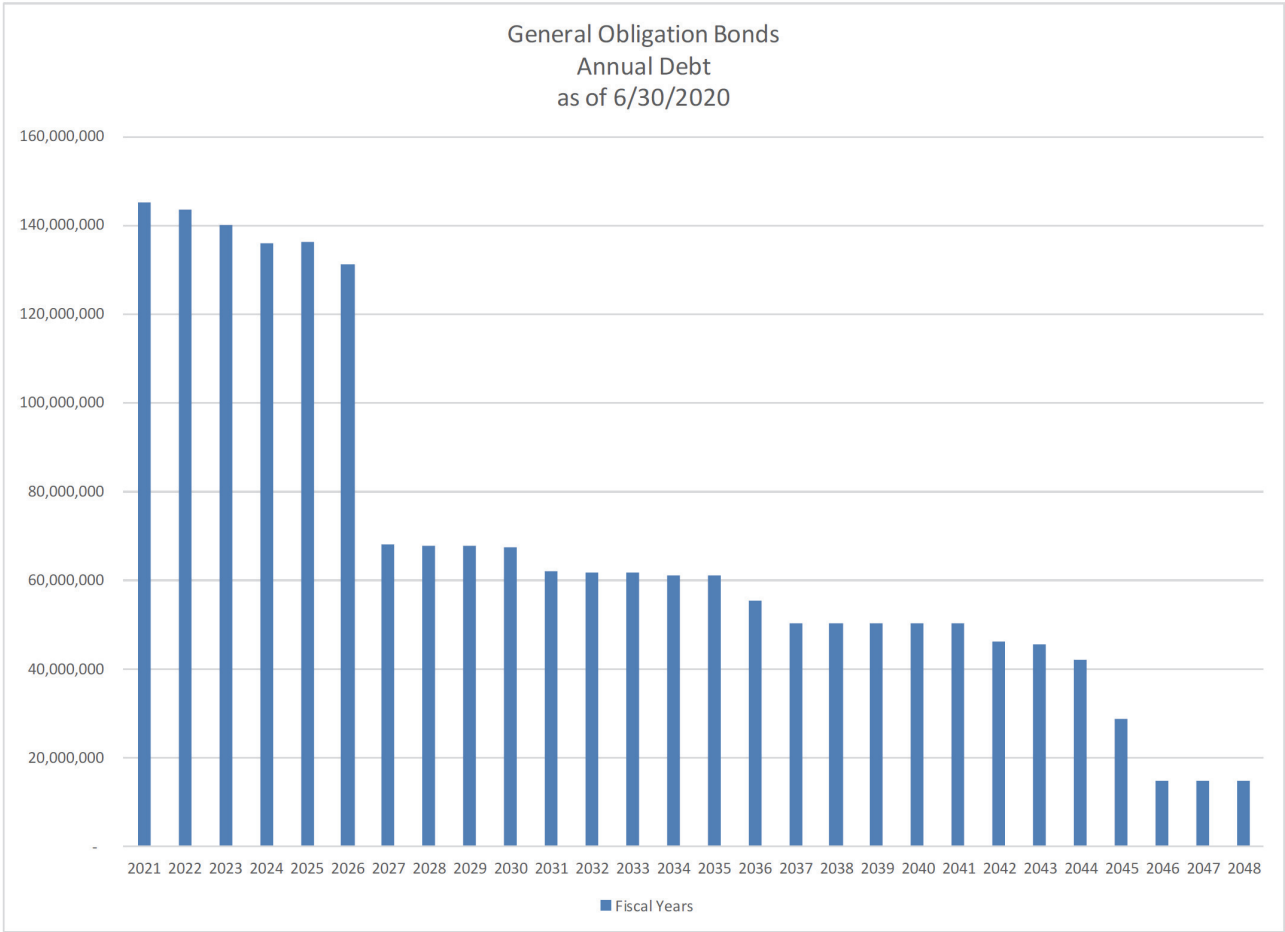
Debt Payment Schedule

GENERAL OBLIGATION BONDS DEBT SERVICE SCHEDULE

AS OF JUNE 30, 2020
(UNAUDITED)

Period Ending	Principal	Interest	Debt Service	Percentage Retired
6/30/2021	87,020,000	58,048,156	145,068,156	
6/30/2022	89,155,000	54,446,149	143,601,149	
6/30/2023	90,095,000	49,884,427	139,979,427	
6/30/2024	90,520,000	45,367,283	135,887,283	
6/30/2025	94,765,000	41,573,900	136,338,900	35%
6/30/2026	93,745,000	37,512,758	131,257,758	
6/30/2027	34,990,000	33,036,131	68,026,131	
6/30/2028	36,565,000	31,297,660	67,862,660	
6/30/2029	38,175,000	29,480,207	67,655,207	
6/30/2030	39,890,000	27,575,491	67,465,491	53%
6/30/2031	36,150,000	25,702,685	61,852,685	
6/30/2032	37,640,000	24,106,785	61,746,785	
6/30/2033	39,225,000	22,405,910	61,630,910	
6/30/2034	40,520,000	20,671,243	61,191,243	
6/30/2035	42,200,000	18,848,924	61,048,924	69%
6/30/2036	38,025,000	17,164,895	55,189,895	
6/30/2037	34,840,000	15,582,864	50,422,864	
6/30/2038	36,255,000	14,169,776	50,424,776	
6/30/2039	37,725,000	12,691,010	50,416,010	
6/30/2040	39,265,000	11,140,019	50,405,019	83%
6/30/2041	40,910,000	9,510,481	50,420,481	
6/30/2042	38,420,000	7,762,913	46,182,913	
6/30/2043	39,300,000	6,093,538	45,393,538	
6/30/2044	37,550,000	4,383,513	41,933,513	
6/30/2045	26,075,000	2,736,850	28,811,850	97%
6/30/2046	13,165,000	1,643,800	14,808,800	
6/30/2047	13,690,000	1,117,200	14,807,200	
6/30/2048	14,240,000	569,600	14,809,600	100%
Total	1,300,115,000	624,524,166	1,924,639,166	

Debt Retirement Timeline



Note: Excludes debt service on Commercial Paper Notes.

Includes debt service on approximately \$173.3 million in self-supporting G.O. Bonds, which were issued to fund improvements to the Convention Center.

The Impact of Debt Service Cost and Operating Cost for FY2021

The cost of capital assets manifests in the General Fund (operational costs) or the Debt Service Fund (principal and interest costs). The General Fund budget is established by an ordinance and the Capital Improvement Program (CIP) budget is established by a resolution.

The financial impact of CIP projects is the annual cost of debt service. Debt service projects impact operational costs because of the issuance of General Obligation (G.O.) Bonds, which are repaid by the tax rate charged to citizens. The property tax rate finances both the General Fund and the Debt Service Fund. In theory, if debt increases, larger portions of property tax revenue are assigned to debt for the payment of G.O. bonds, which reduces resources for operating costs. The City has a G.O. Bond target to essentially maintain the property tax rate apportionment between the General Fund and the Debt Service Fund within a specific range. This target is established considering debt that will also be retired within the fiscal year.

The summary below lists projects above \$3.0 million in the CIP Budget for FY2021 along with their related G.O. bond funding amounts, and the associated impact on debt service and the operating budget. The cost of debt is generally considered to be \$80,000 per million. The debt service payments will average 20-30 years depending on the project. Projects not detailed are either under \$3.0M, considered as replacement investments for fully used existing capital assets, or for maintenance and/or improvements. The cost to maintain these assets are in the current funding base. Therefore, these projects are budget neutral. A full listing of all FY2021 CIP projects follows this summary.

Division: Public Works

Project Name: Asphalt/Paving
Project Number: PW21100

This project funds the asphalt and paving activities performed by the City through contracted services.

G.O. Funding: \$19.5M
Debt Service Impact: \$1.6M
Operating Budget Impact: None

Division: General Services

Project Name: CoMEM Phase II
Project Number: GS01032

This project provides funds to complete the design phase for the Municipal Complex Phase II (former Walter Simmons property).

G.O. Bond Funding: \$10.0M
Debt Service Impact: \$800K
Operating Budget Impact: None

Division: Housing and Community Development

Project Name: MHA-Foote Future HOPE VI
Project Number: CD01030

South City CNI (Foote Homes Project) is part of the South City Urban Renewal Plan. Funding will provide new rental housing to a mixed-income population. The physical plans will be implemented in multiple phases on the old Foote Homes site and in the surrounding neighborhood on acquired land. The transformation will include demolition of existing dwellings, improved park and open space, community facilities, library, neighborhood retail and comprehensive supportive services and programs.

G.O. Funding: \$6.0M
Debt Service Impact: \$480K
Operating Budget Impact: None

Division: Information Technology

Project Name: Telephone Systems Upgrade
Project Number: IS01062

This project upgrades or replaces existing telephone systems in all Divisions to bring them into compliance with the City’s standard.

G.O. Funding:	\$5.3M
Debt Service Impact:	\$424K
Operating Budget Impact:	Lower maintenance and replacement part costs

Division: Housing and Community Development

Project Name: Fairgrounds Redevelopment II
Project Number: CD02016

This project, Phase 2 of the Fairgrounds Redevelopment, includes critical infrastructure and campus improvements as well as the relocation of the existing track and football field to Tobey Park.

G.O. Funding:	\$4.0M
Debt Service Impact:	\$320K
Operating Budget Impact:	None

Division: Fire Services

Project Name: New Fire Station #5
Project Number: FS02029

This project will relocate Fire Station Number 5. The new facility is estimated to be completed by June 30, 2022.

G.O. Funding:	\$4.0M
Debt Service Impact:	\$320K
Operating Budget Impact:	None

Division: Library Services

Project Name: New Frayser Library
Project Number: LI01030

This project will replace the current 6,400 sq. ft. library with a 25,000 sq. ft. branch. The new branch will offer expanded service, including a larger collection of materials, community meeting/study facilities, increased public computer capacity, and expanded regular and handicap parking.

G.O. Funding:	\$3.9M
Debt Service Impact:	\$312K
Operating Budget Impact:	None

Public Works Division – Sewer Fund

The Sewer Fund’s current projects are funded by Capital Pay Go (CPG), the Water Infrastructure Finance and Innovation Act (WIFIA), Clean Water State Revolving Fund (CWSRF) loans, and Sewer Revenue Bonds (SRB). The CPGs fund current projects through the use of fund balance. CWSRF and WIFIA are lines of credit that are available for the planning, design, and construction phases of wastewater facilities. The funds may be used for all three phases in any combination. Eligible projects include new construction or the upgrading/expansion of existing facilities and may encompass wastewater treatment plants, pump stations, force mains, collector sewers, interceptors, elimination of combined sewer

overflows, and/or nonpoint source pollution remedies.

The City is currently in final negotiations to secure a WIFIA loan. Once finalized, this loan — valued at \$156 million — will be associated with upgrades to the T.E. Maxson Facility (SW02033). The City currently has four active CWSRF loans. Three loans, valued at \$48 million, \$25 million, and \$11 million, are associated with upgrades to the T.E. Maxson Facility (SW02033). The fourth loan is for \$6.5 million and is associated with the sewer rehabilitation of the City of Memphis’ collection system (SW05001). The term of each CWSRF loan is 20 years. SRBs will also be used for sewer rehabilitation and assessment.

Budget Development Process

The Budget Office uses financial data provided by city divisions to facilitate the review and approval of the Operating and Capital Improvement Budgets. The Budget Office is responsible for ensuring the operation of all divisions within financial guidelines established by Administrative Policy and City Council legislation. The Budget Office is also responsible for forecasting all general revenue for the City.

The Capital Improvement Program (CIP) is a five-year plan for capital allocations that is reviewed annually for priority adherence and project variances. This plan examines each City project and specifies the source of financing for projected expenditures. The process begins in November when a cross-divisional CIP committee is assembled. The committee evaluates the City's needs and meets with divisions (starting in January) to review their requests. Requested projects are analyzed by the Finance Division and external bond counsel, and finally compiled and reviewed with the Mayor. In April, the Mayor presents the plan to Council along with the operating budget. The Council conducts hearings and adopts a CIP resolution. The Council's adoption of the CIP Resolution authorizes the spending of a portion of engineering, architecture, land acquisition and development costs, and rolling stock through administrative appropriations. Funds for construction costs, equipment, and acquisition contracts are subject to additional authorization by the Council. Prior and current CIP allocations will remain in the plan until the Division in charge of the project, or Council, determines that the project is completed or to be unfunded.

The Budget Office monitors the CIP Budget through the use of tracking reports, which are reviewed during budget submission and are monitored at various intervals during the year. The CIP Budget may be amended during the fiscal year when divisions submit resolutions to Council for approval.

The Capital Budget and Capital Improvement Program are prepared annually to forecast anticipated capital expenditures planned for each of the next five fiscal years. The total project costs and the funding sources (local, state, federal and private) are estimated. The Capital Improvement Program is prepared after a rigorous review and evaluation of all proposed projects by the Capital Review Committee. Building Design and Construction reviews the scope of all requests involving construction or major renovations to City-owned structures. Debt Management studies the fiscal feasibility of the projects submitted for future funding needs. The single-year CIP Plan allocates capital expenditures made in the current budget year. The Capital Budget must be in full conformity with the Capital Improvement Program applicable to the fiscal year that it covers.

Additional authorizations (appropriations) for each capital project in the Capital Budget must precede the expenditures of construction funds.

Changes to the CIP Budget - Transferring Allocations / Appropriations

Once the CIP has been adopted by the City Council, the data is loaded into the City's Accounting System. During the life of the project, it may be necessary to provide additional allocations or transfer funds to aid in the completion of the project.

Initially, the CIP project is checked for funds verification. After it is determined that the funds are avail-

able, two methods are used to transfer or establish allocations and/or appropriations.

- 1 The Capital Improvement Budget Request for Administrative Transfer or Appropriation Form (Blackline) is used to:
 - A Record the initial appropriation of the planning lines (architecture & engineering, land development, land acquisition) upon the adoption of the CIP by the City Council.
 - B Transfer allocations and appropriations within planning lines or within construction

lines (contract construction, latent conditions, and other costs).

- C** Transfer allocations from “coverline” project planning lines to the new project planning lines and the appropriation of the lines.
- 2** The Capital Improvement Budget Request for Council Transfer and Appropriation Form (Redline) is used to:
 - A** Appropriate all construction lines.
 - B** Transfer allocations and appropriations between projects.
 - C** Increase/decrease allocations or appropriations of a project.

Changes to the CIP budget must be done through Budget Resolutions.

Budget Resolution Review Process

RESOLUTIONS

A resolution is a document asking the City Council to amend the Appropriation Budget Ordinance or Capital Improvement Budget. A resolution is written in two sections: the “WHEREAS” section and the “RESOLVED” section. The WHEREAS section explains why the change is necessary, what the money will be spent for, why funds are available and where the funds will come from. The RESOLVED section includes the statements that actually change the Budget Ordinance.

A resolution details the action requested by Council and should answer one or more of the following questions:

- What is the purpose of the change?
- Why is the change necessary?
- What will the funds be used for?
- Why are funds available?

A resolution shall be written in clause format. Each clause in the preamble shall begin with the word “WHEREAS”, include a brief statement answering one or more of the above questions, and continue with “AND,” an adopting clause. The adopting clause may be followed by several additional clauses.

“NOW THEREFORE BE IT RESOLVED” shall summarize all information as requested regarding changes to the City’s Budget. After finalizing a Resolution, a Council Agenda Routing Sheet, which summarizes the Resolution and includes all organizational data, account numbers, and dollar amounts, must be prepared.

Council Agenda Routing Sheet

The Council Agenda Routing Sheet must accompany all documentation that goes before Council. The originating division/service center must complete the form and have it signed by the appropriate service center manager and division director.

Routing and Handling of Transfers

- 1** Administrative Transfers and Appropriations:
 - Division Directors
 - Budget Office
 - Comptroller’s Office
- 2** Council Transfers and Appropriations:
 - Division Directors
 - Budget Office

The budget resolution package (Council Agenda Routing Sheet, original resolution, redline forms — all including appropriate signatures from the division director) should be forwarded to the Budget Office one week before the appropriate Council Committee meets. The documents will then be forwarded as follows:

- 1** Chief Financial Officer
- 2** Chief Legal Officer
- 3** Chief Operating Officer
- 4** Mayor’s Office – Resolutions appropriating or transferring CIP funds must be received by the Mayor’s Office by noon on Thursday for Council Committee action on the following Tuesday.
- 5** Council Committee reviews monetary transfers and makes recommendations to the full Council.
- 6** The Mayor’s Office forwards the resolution to Council Records after the Council Committee recommendation(s) are made. The resolutions are then placed on the Council Agenda for

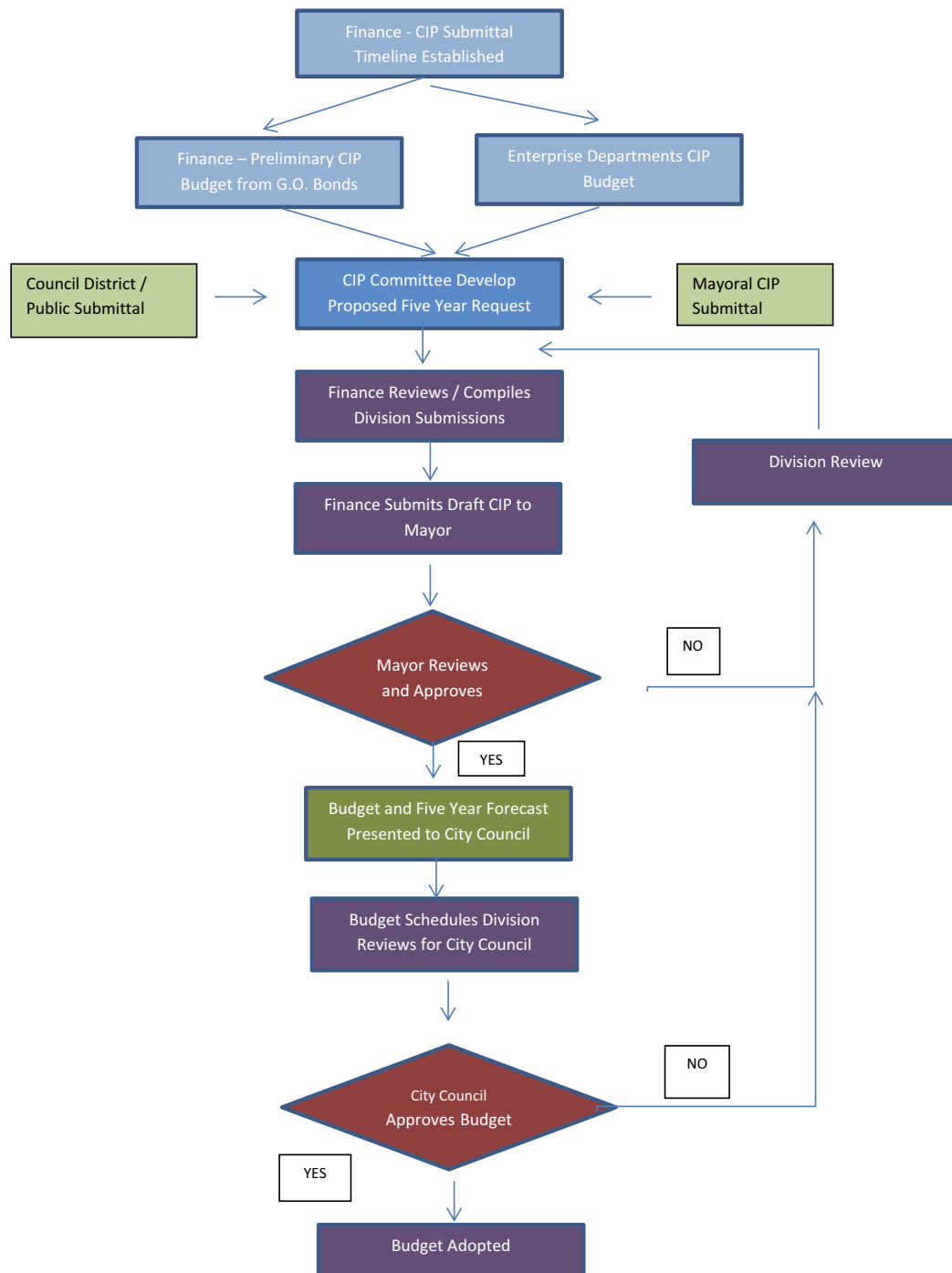
consideration by the full Council on the following Tuesday.

Council's approval of the resolution gives legal authority to amend the current fiscal year's budget.

Resolutions may be returned to the originating division/bureau for corrections at any time during the process.

The need for accuracy in the completion of all appropriate forms and recognition of time constraints is crucial in processing transfers. Consequently, the Budget Office may be contacted for further assistance and/or information.

CAPITAL PREPARATION PROCESS





RESOLUTION for City of Memphis**Capital Improvement Program****Fiscal Year 2021**

WHEREAS, the Mayor submitted to the Council of the City of Memphis on May 5, 2020 a recommended Capital Acquisition Budget and a Capital Improvement Program for fiscal years 2021 through 2025; and

WHEREAS, said Capital Acquisition Budget projects needed acquisitions of vehicles and equipment and the Capital Improvement Program does project on a priority basis the anticipated Capital expenditure required to construct needed public improvements for the said period; and

WHEREAS, the Budget Committee of the Council has held meetings and reviewed thoroughly the recommended Capital Acquisition Budget and Capital Improvement Program and will make approved revisions thereto; and

WHEREAS, it is the intent of the Council that funds for replacement vehicles and equipment as set forth in the Capital Acquisition Budget should be appropriated herein; and

WHEREAS, it is the intent of the Council that funds for construction require appropriation by Council; and

WHEREAS, the Comptroller is authorized to bring forward into the 2021 fiscal year all unappropriated allocations for uncompleted projects, or projects that have not begun and are necessary to be carried forward from the fiscal year 2020 Capital Budget as carried forward dollars; and

WHEREAS, it is the intent of the Council and the Administration to effect a material reduction in future capital expenditures; and

WHEREAS, to achieve this goal all prior years G. O. Bond unappropriated allocations, that have not been approved to carry forward in the fiscal year 2021 Capital Improvement Budget, shall be unallocated and removed from the Capital Improvement Program; and

WHEREAS, provisions have been made that upon completion or deletion of any authorized project, all unused allocations or unencumbered appropriations on projects completed in FY2021, the funding will be returned to its source by the Comptroller and/or made available for transfer or reallocation, subject to further appropriation and allocation of said funds by the Council;

NOW, THEREFORE, BE IT RESOLVED, by the City Council of Memphis that the fiscal years 2021-2025 Capital Improvement Program be and the same is hereby approved and adopted as the City's Official Statement of Intent to construct needed public improvements subject to annual review and modification, and the Capital Acquisition Budget is hereby adopted as needed replacements of vehicles and equipment. Funds approved for street maintenance and asphalt/paving/resurfacing are considered approved, allocated and appropriated as set forth in the fiscal year 2021 budget upon approval, the welfare of the City requiring it. The General Obligation bond Capital Improvement Program funding for fiscal year 2021 is \$78,207,500. Appendix "A", which is the Fiscal Year 2021 CIP Budget attached hereto, details the construction projects, capital maintenance, and capital acquisitions and is made a part of this resolution.

BE IT FURTHER RESOLVED, that the fiscal year 2021 allocations in the Capital Improvement Program be and are hereby adopted as the fiscal year 2021 Capital Construction Budget and funds are appropriated for architectural/engineering services and for land options, if necessary. The Administration shall use the following procedures in moving forward with Capital Construction projects:

The Administration shall present to the appropriate Council Committee the schematic design of the project(s) as defined by the standard Architectural and Engineering

Agreement used by the City of Memphis, at an architectural or engineering expense not to exceed 20% of the contracted professional fee amount. Projects designed "in house" or gratuitously must also go through the process. Council approval in the next following regular session of the Council is then required before the continuation of any such project.

After such Council approval, Administration will proceed with final plan preparation, final land acquisition and take bids for the project. Council shall be informed as to the time limitation designated in the professional contract.

The Administration will return to the Council for approval of funds for construction expenditures.

BE IT FURTHER RESOLVED, that projects with prior years allocation in any stage of design on the date of the 2021 budget adoption, that have not followed the procedure outlined above, must be returned to the Council for approval prior to going to bid.

BE IT FURTHER RESOLVED that projects with prior years allocation, which are not yet in the design process on the date of the adoption of the 2021 CIP budget, and have been allowed for carry forward, or are funded by funds other than G. O. Bonds, must follow the same procedure outlined above for all 2020 projects.

BE IT FURTHER RESOLVED, that upon the completion/bond release of any authorized project, any unencumbered balance on projects completed in FY2021 will be returned to its source of funding, and/or made available for transfer or reallocation, subject to further allocation and appropriation of said funds by the Council.

BE IT FURTHER RESOLVED, that the Comptroller be and is hereby authorized to un-allocate and eliminate all prior year allocations that have not been carried forward in the fiscal year 2021 Capital Construction Budget.

BE IT FURTHER RESOLVED, that after construction funds have been appropriated by the Council, the Comptroller is no longer authorized to approve the transfer of unencumbered funds between categories within each project but must return to the Council for approval of such action.

BE IT FURTHER RESOLVED, that projects which subsequently require appropriations more than the total project amount approved in the fiscal year 2021 Capital Construction Budget and the Capital Acquisition Budget be subject to further Council approval.

BE IT FURTHER RESOLVED, that any land, building or facility under the jurisdiction of the City of Memphis or which has ever been funded or partially funded by the City of Memphis cannot be demolished, sold, given to, or leased to any non-municipal entity without authorization of the City Council. The authorization does not apply to routine short-term rental. Without authorization of the City Council, no assets may be received by the City.

BE IT FURTHER RESOLVED, that there be and is hereby appropriated \$8,600,000 for the acquisition of vehicles and equipment as set forth in the fiscal year 2021 allocation of the Capital Acquisition Budget.

BE IT FURTHER RESOLVED, that the Comptroller be and is hereby authorized to bring forward into the fiscal year 2021 Capital Construction Budget all appropriations and only those allocations that have been carried forward from the fiscal year 2020 Capital Construction Budget.

BE IT FURTHER RESOLVED, that the Council expressly declares that each section, sub-section, paragraph and provision of this resolution is severable, and that should any portion of this resolution be declared unconstitutional or invalid by a Court of Law, the same shall not affect the remainder of this resolution, but such unconstitutional or invalid portion shall be elided, and the City Council declares that it would have passed this resolution with such unconstitutional or invalid portions elided.

BE IT FURTHER RESOLVED, that this resolution take effect from and after the date it shall have been passed by the Council, signed by the Chairperson of the Council, certified and delivered to the office of the Mayor in writing by the Comptroller, and become effective as otherwise provided by the law.

Chairperson of Council


ATTEST:

Comptroller, City of Memphis

I hereby certify that the foregoing is a true copy
and document was adopted, approved by the
Council of the City of Memphis in regular
session on

Date JUN 02 2020

Valerie C. Snyper
Deputy Comptroller-Council Records



**RESOLUTION for Fiscal Year 2021 Capital Improvement Project
Information Technology Project Funding Allocation**

WHEREAS, the US Department of Treasury through the Coronavirus Aid, Relief, and Economic Security Act (CARES Act) - Coronavirus Relief Fund, has provided payments to assist State, Local, and Tribal governments in navigating the impact of the COVID-19 outbreak; and

WHEREAS, The CARES Act requires that the payments from the Coronavirus Relief Fund only be used to cover expenses that—

- (1) are necessary expenditures incurred due to the public health emergency with respect to the Coronavirus Disease 2019 (COVID-19);
- (2) were not accounted for in the budget most recently approved as of March 27, 2020 (the date of enactment of the CARES Act) for the State or government; and
- (3) were incurred during the period that begins on March 1, 2020, and ends on December 30, 2020.

WHEREAS, the City of Memphis has received federal CARES Act funding in the amount of \$113,607,218 and has presented a Strategic Plan for proposed resource allocation, related program development, and implementation timing; and

WHEREAS, COVID-19 has permanently altered the course of government technology and has created a unique marketplace in which employees and citizens are highly reliant on technology to conduct business, and wherein business continuity and emergency preparedness are of primary concern; and

WHEREAS, the City is prepared to move forward with Information Technology Division projects categorized in the Funding Strategic Plan to ensure the City is equipped to deliver and provide technology that supports the increased demand of telecommuting, video conferences, and virtual formats, that ensures employees can work and collaborate from anywhere, that provides a communication and network system that certifies high levels of security and protection of sensitive data, and that provides hardware, software, and technology platforms that offer evident and significant impact to City operations; and

WHEREAS, the allocation for funding from the CARES Act Coronavirus Relief Fund is limited and the Administration and Council recognize various needs for the operations of the City of Memphis business models and well as providing economic relief to the Citizens and businesses of the City; and

WHEREAS, it has been determined that the following projects could be funded through General Obligation bond debt as part of the Capital Improvement Program (CIP):

IS01062 Phone System Upgrade	\$5,300,000
IS01077 Time and Attendance System	\$1,500,000
IS01083 Desktop and Application Infrastructure	\$ 500,000
IS01084 Network Infrastructure Upgrade	\$ 200,000

NOW, THEREFORE BE IT RESOLVED, that the following expenditures incurred for actions taken to response to the changing demands of technological requirements and improvements as a result of the public health emergency of COVID-19 be approved by funding through General Obligation Bond Debt as part of the City's Capital Improvement Program. However, should additional funding be provided to the City in response to the pandemic, the City reserves the right to consider offset of the General Obligation Debt incurred for these expenditures in the amount up to \$7,500,000 in accordance with any guidance or guidelines provided by the funding entity as follows:

IS01062 Phone System Upgrade	\$5,300,000
IS01077 Time and Attendance System	\$1,500,000
IS01083 Desktop and Application Infrastructure	\$ 500,000
IS01084 Network Infrastructure Upgrade	\$ 200,000

THEREFORE, BE IT FURTHER RESOLVED, that the Fiscal Year 2021 Capital Improvement Program Budget be and is hereby amended by allocating and appropriating revenues in the amount of \$7,500,000 from General Obligation Bond debt and appropriation of \$7,500,000 of allowable technological improvement expenditures.

I hereby certify that the foregoing is a true copy and document was adopted, approved by the Council of the City of Memphis in regular session on

Date JUL 07 2020

Valerie C. Snipes
Deputy Comptroller-Council Records

FY2021 CIP Resolution

APPENDIX A

Division	Project Number	Project Name	Funding/Allocation
Engineering	EN01067	HSIP Coverline	\$150,000
	EN01096	LED Traffic Signal Replacement	\$500,000
	EN21100	Traffic Signals Coverline	\$750,000
	EN21200	Traffic Calming Devices Coverline	\$1,700,000
	EN21300	Urban Art Coverline	\$350,000
	Engineering Subtotal		\$3,450,000
Fire Services	FS02011	Replace Fire Station #43	\$535,000
	FS02029	Fire Station 5 Construction	\$4,000,000
	FS02032	EMA Sirens	\$140,000
	FS04012	Personal Protective Equipment	\$604,000
	FS21100	Fire Station Repair Coverline	\$750,000
	Fire Services Subtotal		\$6,029,000
General Services	GS01032	CoMem Phase II	\$10,000,000
	GS21100	Major Modification (Property Maint) Coverline	\$3,700,000
	GS0221A-I	City-wide Fleet Acquisitions	\$8,600,000
	General Services Subtotal		\$22,300,000
HCD	CD01030	MHA-Foote Homes Future HOPE VI	\$6,000,000
	CD02016	Fairgrounds Redevelopment II	\$4,000,000
	HCD Subtotal		\$10,000,000
Information Technology	IS01062	Telephone Systems Upgrade	\$5,300,000
	IS01077	Time and Attendance System	\$1,500,000
	IS01081	Data Center Relocation	\$550,000
	IS01083	Desktop & Application Infrastructure	\$500,000
	IS01084	Network Infrastructure Upgrade	\$200,000
	Information Technology Subtotal		\$8,050,000
Library Services	LI01030	New Frayser Library	\$3,870,000
	Library Services Subtotal		\$3,870,000

<p>FY2021 CIP Resolution APPENDIX A</p>
--

Division	Project Number	Project Name	Funding/Allocation
MATA	GA03007	Fixed-Route Buses	\$360,000
	GA03011	Paratransit In-Service Vehicles	\$50,000
	GA03022	Advanced Public Transportation System	\$50,000
	GA03023	Operations/Maintenance Facility	\$73,660
	GA03024	Rail Facility Improvements	\$50,000
	GA03025	Bus Facility Improvements	\$50,000
	GA03026	Rail Vehicles	\$165,000
	GA03028	Innovation Corridor Bus Rapid Transit	\$1,159,840
		MATA Subtotal	\$1,958,500
Memphis River Parks	GA01028	Mud Island Amphitheater Upgrade	\$200,000
		Memphis River Parks Subtotal	\$200,000
Parks	PK01032	Ed Rice Community Center	\$1,700,000
	PK03004	Tennis Major Maintenance	\$600,000
	PK09002	Zoo Major Maintenance & Others	\$250,000
	PK21100	Parks and Neighborhoods Coverline	\$2,500,000
	PK21200	Council District Improvements	\$1,400,000
		Parks Subtotal	\$6,450,000
Police Services	PD02013	Police Academy Renovation	\$750,000
	PD04022	In-Car Video - GPS	\$600,000
	PD04029	Radio Maintenance Rehab Project	\$500,000
		Police Services Subtotal	\$1,850,000
Public Works	PW21100	Asphalt Paving Coverline	\$19,500,000
	PW21200	Replace Various Sidewalks	\$250,000
	PW21300	ADA Curb Ramp Coverline	\$1,000,000
	PW21400	Bridge Repair Coverline	\$800,000
		Public Works Subtotal	\$21,550,000
		GRAND TOTAL - G.O. BONDS	\$85,707,500



CIP SUMMARY

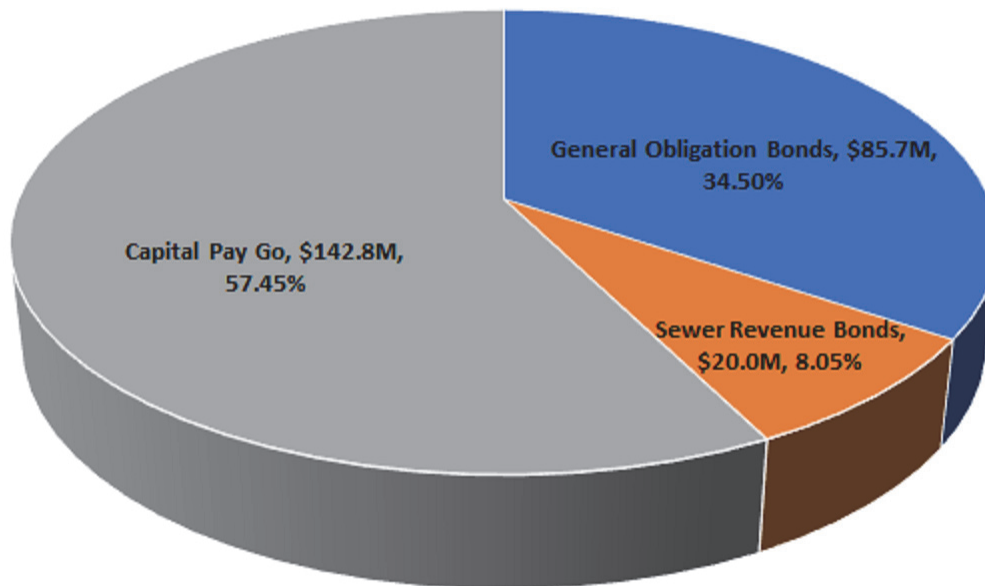
City Wide Summary

This section presents a summary of all active Capital Improvement Program projects throughout the City of Memphis.

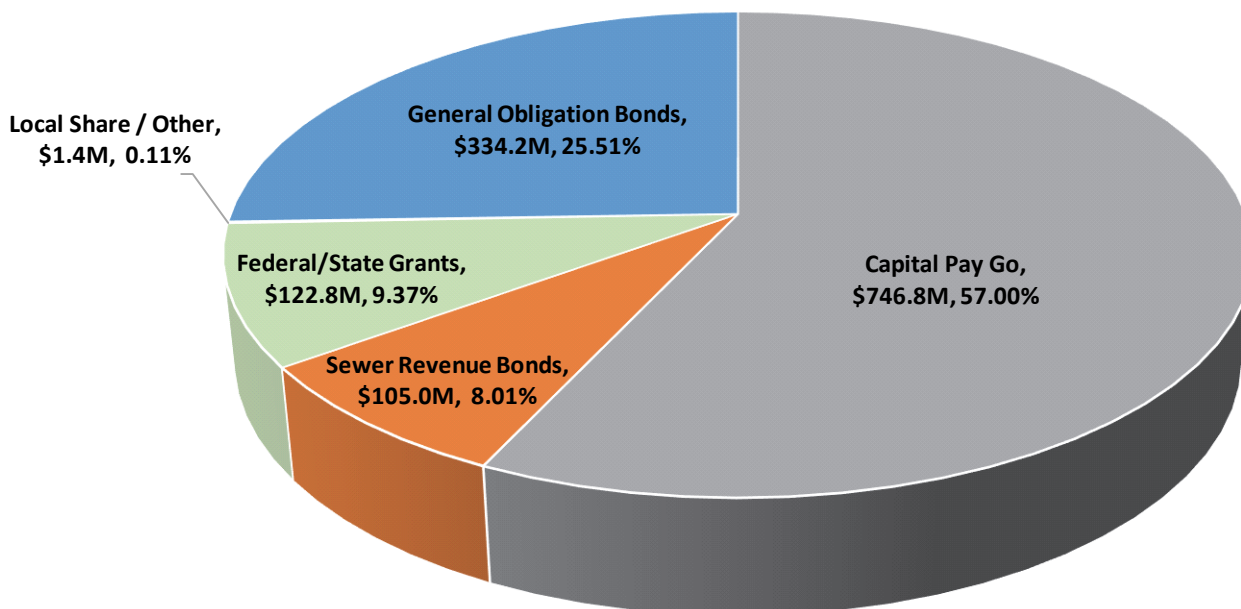
City Wide Summary by Category

	Carry Forward	FY 2021	FY 2022	FY 2023	FY 2024	FY 2025	Total
REVENUE SOURCES							
Capital PAY GO	259,523,268	142,750,000	92,050,000	90,650,000	88,400,000	73,400,000	746,773,268
Federal Grants CIP	122,058,167	0	0	0	0	0	122,058,167
General Obligation Bonds	20,757,703	85,707,500	82,484,326	56,935,913	53,466,833	34,830,500	334,182,775
Local Other CIP	1,444,759	0	0	0	0	0	1,444,759
Operating Transfers In	44,300	0	0	0	0	0	44,300
Sewer Revenue Bonds	0	20,000,000	50,000,000	35,000,000	0	0	105,000,000
State Grants All	712,000	0	0	0	0	0	712,000
Total Revenues	404,540,197	248,457,500	224,534,326	182,585,913	141,866,833	108,230,500	1,310,215,269
EXPENDITURE TYPES							
Architecture and Engineering	182,956,474	76,983,500	73,428,000	70,266,613	35,193,613	33,953,000	472,781,200
Contract Construction	210,769,800	149,110,000	138,860,826	105,004,778	101,764,778	70,717,000	776,227,182
Equipment CAP	0	130,000	0	0	0	0	130,000
Furniture Fixtures Equipment	2,241,750	835,000	1,235,000	2,988,207	2,285,167	1,000,000	10,585,124
Information Technology	950,000	9,450,000	7,480,000	1,515,815	62,775	0	19,458,590
Land Acquisition	6,355,643	1,410,000	620,000	620,000	370,000	370,000	9,745,643
Land Development	0	250,000	0	0	0	0	250,000
Other Cost	304,000	1,819,000	2,910,500	2,190,500	2,190,500	2,190,500	11,605,000
Vehicles CAP	962,530	8,470,000	0	0	0	0	9,432,530
Total Expenditures	404,540,197	248,457,500	224,534,326	182,585,913	141,866,833	108,230,500	1,310,215,269

CAPITAL IMPROVEMENT PROGRAM WHERE THE MONEY COMES FROM



FY 2021 Budget \$248,457,500



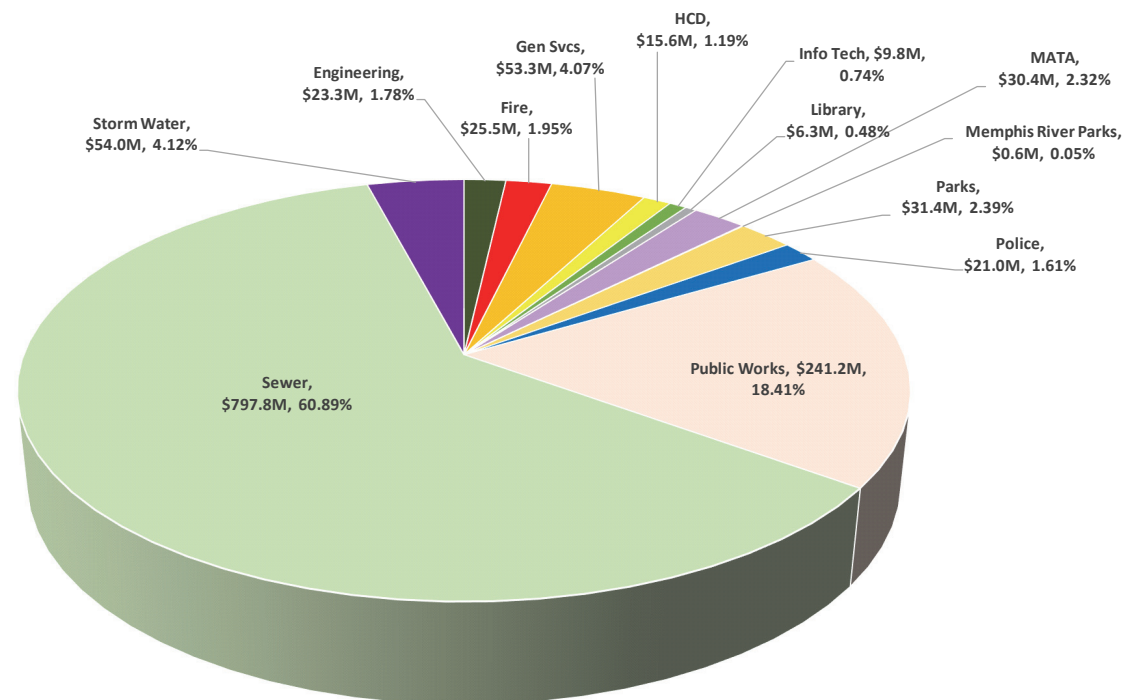
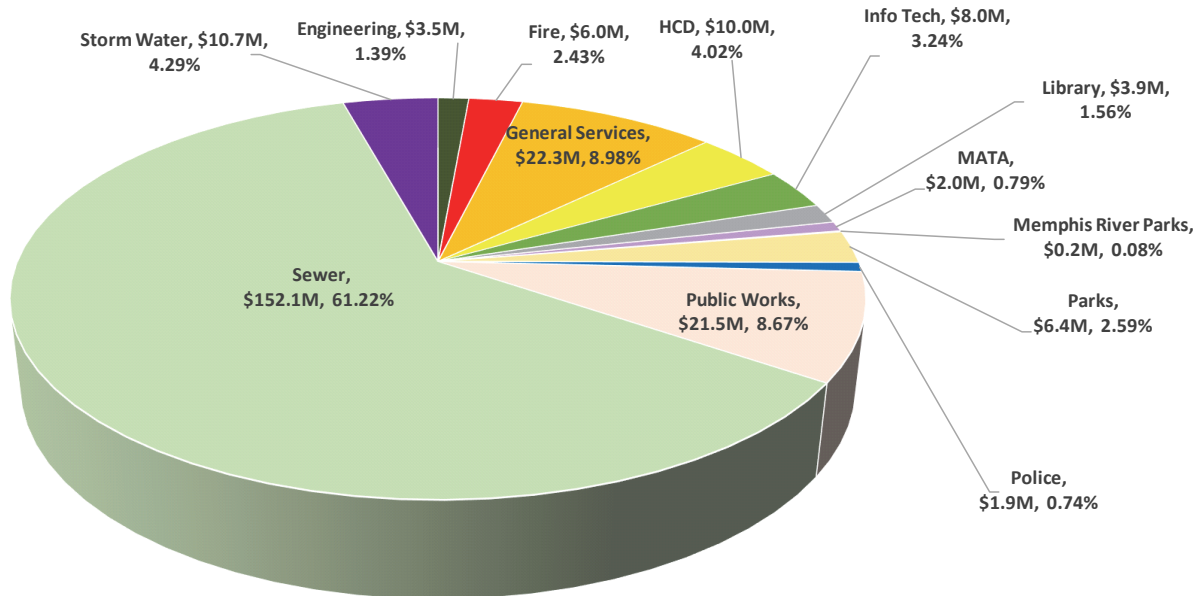
FY 2021 - 2025 Programs \$1,310,215,269

Includes Carryforward Allocation

City Wide Summary by Division

Division	Carry Forward	FY 2021	FY 2022	FY 2023	FY 2024	FY 2025	Total
Engineering	5,476,175	3,450,000	4,460,000	3,960,000	2,960,000	2,960,000	23,266,175
Executive	50,000	0	0	0	0	0	50,000
Fire Services	0	6,029,000	9,558,114	3,315,500	3,315,500	3,315,500	25,533,614
General Services	962,530	22,300,000	10,000,000	10,000,000	10,000,000	0	53,262,530
Housing and Community Development	1,500,000	10,000,000	3,000,000	1,100,000	0	0	15,600,000
Information Technology	0	8,050,000	950,000	750,000	0	0	9,750,000
Library Services	0	3,870,000	2,420,000	0	0	0	6,290,000
MATA	2,291,750	1,958,500	7,496,212	8,504,333	8,504,333	1,655,000	30,410,128
Memphis River Parks	400,000	200,000	0	0	0	0	600,000
Parks and Neighborhoods	416,034	6,450,000	8,800,000	5,350,000	5,250,000	5,100,000	31,366,034
Police Services	1,411,260	1,850,000	14,000,000	2,156,080	1,637,000	0	21,054,340
Public Works	132,509,180	21,550,000	21,800,000	21,800,000	21,800,000	21,800,000	241,259,180
Sewer Fund	250,511,694	152,100,000	132,950,000	117,250,000	80,000,000	65,000,000	797,811,694
Storm Water Fund	9,011,574	10,650,000	9,100,000	8,400,000	8,400,000	8,400,000	53,961,574
Total	404,540,197	248,457,500	224,534,326	182,585,913	141,866,833	108,230,500	1,310,215,269

CAPITAL IMPROVEMENT PROGRAM USE OF FUNDS



FY2021 Capital Improvement Budget Summary

Project Number	Project Name	Carry Forward	FY 2021	Total FY 2021
ENGINEERING				
EN01026	Medical Center Streetscape	5,027,230	0	5,027,230
EN01036	STP Pedestrian Routes	155,062	0	155,062
EN01067	HSIP Cover Line	293,883	150,000	443,883
EN01096	LED Traffic Signal Replacement	0	500,000	500,000
EN21100	Traffic Signals FY21	0	750,000	750,000
EN21200	Traffic Calming Devices FY21	0	1,700,000	1,700,000
EN21300	Urban Art FY21	0	350,000	350,000
Total Engineering		5,476,175	3,450,000	8,926,175
EXECUTIVE				
GA01030	X-Ray Machine-Animal Services	50,000	0	50,000
Total Executive		50,000	0	50,000
FIRE SERVICES				
FS02011	Replace Fire Station #43	0	535,000	535,000
FS02029	FS5 Construction	0	4,000,000	4,000,000
FS02032	EMA Sirens	0	140,000	140,000
FS04012	Personal Protective Equipment	0	604,000	604,000
FS21100	FY21 Fire Stat Improv Cover	0	750,000	750,000
Total Fire Services		0	6,029,000	6,029,000
GENERAL SERVICES				
GS01032	CoMEM Phase II	0	10,000,000	10,000,000
GS21100	FY21 Major Mod	0	3,700,000	3,700,000
GS0221A	FY21 CAQ Police Services	532,772	3,495,000	4,027,772
GS0221B	FY21 CAQ Engineering	0	220,000	220,000
GS0221C	FY21 CAQ Public Works	178,354	0	178,354
GS0221D	FY21 CAQ PW-Street Maint	0	391,000	391,000
GS0221E	FY21 CAQ Exec-Animal Services	4,545	64,200	68,745
GS0221F	FY21 CAQ Fire Services	4,928	3,939,352	3,944,280
GS0221G	FY21 CAQ General Services	241,931	0	241,931
GS0221H	FY21 CAQ Parks & Neighborhoods	0	443,000	443,000
GS0221I	FY21 CAQ Library Services	0	47,448	47,448
Total General Services		962,530	22,300,000	23,262,530
HOUSING AND COMMUNITY DEVELOPMENT				
CD01030	MHA-Foote Future HOPE VI	0	6,000,000	6,000,000
CD01097	Klondike-Smokey City	1,500,000	0	1,500,000
CD02016	Fairgrounds Redevelopment II	0	4,000,000	4,000,000
Total Housing and Community Development		1,500,000	10,000,000	11,500,000
INFORMATION TECHNOLOGY				
IS01062	Telephone Systems Upgrade	0	5,300,000	5,300,000
IS01077	Time & Attendance System	0	1,500,000	1,500,000
IS01081	Data Center Relocation	0	550,000	550,000
IS01083	Desktop & App Infrastructure	0	500,000	500,000

FY2021 Capital Improvement Budget Summary (Continued)

Project Number	Project Name	Carry Forward	FY 2021	Total FY 2021
IS01084	Network Infrastructure Upgrade	0	200,000	200,000
	Total Information Technology	0	8,050,000	8,050,000
LIBRARY SERVICES				
LI01030	New Frayser Library	0	3,870,000	3,870,000
	Total Library Services	0	3,870,000	3,870,000
MATA				
GA03007	MATA-Fixed Route Buses	0	360,000	360,000
GA03011	MATA-Paratransit In-Service	841,750	50,000	891,750
GA03022	MATA-Adv Public Transp System	0	50,000	50,000
GA03023	MATA-Operations/Maint Facility	1,450,000	73,660	1,523,660
GA03024	Rail Facility Improvements	0	50,000	50,000
GA03025	Bus Facility Improvements	0	50,000	50,000
GA03026	Rail Vehicles	0	165,000	165,000
GA03028	Innovation Corridor BRT	0	1,159,840	1,159,840
	Total MATA	2,291,750	1,958,500	4,250,250
MEMPHIS RIVER PARKS				
GA01028	Mud Island Amphitheater	0	200,000	200,000
GA01029	Mud Island / Beale Street	400,000	0	400,000
	Total Memphis River Parks	400,000	200,000	600,000
PARKS SERVICES				
PK01032	Ed Rice Comm Ctr Replacement	0	1,700,000	1,700,000
PK03004	Tennis Major Maintenance	0	600,000	600,000
PK07012	Greenway Improvements	116,034	0	116,034
PK09002	Zoo Major Maintenance & Others	300,000	250,000	550,000
PK21100	Parks Coverline FY21	0	2,500,000	2,500,000
PK21200	Council Improvements for Parks	0	1,400,000	1,400,000
	Total Parks Services	416,034	6,450,000	6,866,034
POLICE SERVICES				
PD02013	FY18 Police Academy Renov	499,200	750,000	1,249,200
PD04022	In-Car Video/GPS	0	600,000	600,000
PD04029	Radio Maintenance Rehab Proj	912,060	500,000	1,412,060
	Total Police Services	1,411,260	1,850,000	3,261,060
PUBLIC WORKS				
PW21100	Asphalt/Paving Coverline FY21	0	19,500,000	19,500,000
PW21200	Sidewalks Coverline FY21	0	250,000	250,000
PW21300	ADA Curb Ramp Coverline FY21	0	1,000,000	1,000,000
PW21400	Bridge Repair Coverline FY21	0	800,000	800,000
PW01056	Holmes-Millbranch to East	14,834,363	0	14,834,363
PW01064	Elvis Presley/Shelby/Winch	6,691,492	0	6,691,492
PW01179	Holmes Road East Malone-Lamar	14,612,760	0	14,612,760
PW01245	STP Bike/Ped Group	5,695,758	0	5,695,758

FY2021 Capital Improvement Budget Summary (Continued)

Project Number	Project Name	Carry Forward	FY 2021	Total FY 2021
PW01253	Repair 14 Bridges Sam Cooper	3,058,500	0	3,058,500
PW01257	Shelby Farms Greenline Trail	4,741,085	0	4,741,085
PW01260	Sandbrook Realignment	225,158	0	225,158
PW01277	Poplar-Front to Bellevue	4,196,577	0	4,196,577
PW01278	Poplar-Yates to I-240	7,650,368	0	7,650,368
PW01280	Union Ave-Pauline to Flicker	2,400,000	0	2,400,000
PW01284	Shelby - Paul Lowery to Weaver	63,043,200	0	63,043,200
PW04103	Walker Ave. Streetscape Ph. 2	545,227	0	545,227
PW04117	Old Melrose Site Rehab	500,000	0	500,000
PW04118	Harbor Avenue Repaving	3,600,000	0	3,600,000
PW04119	STBG Group 1 Resurfacing	304,182	0	304,182
PW04120	STBG Group 2 Resurfacing	410,510	0	410,510
Total Public Works		132,509,180	21,550,000	154,059,180
SEWER FUND				
SW21100	FY21 Misc Sub Outfalls Cover	0	3,150,000	3,150,000
SW21200	FY21 Rehab Existing Coverline	0	14,000,000	14,000,000
SW21300	FY21 Svc Unsewered Coverline	0	1,850,000	1,850,000
SW02006	Sludge Disp/Earth Complex	5,700,000	15,000,000	20,700,000
SW02011	Covered Anaerobic Lagoon	27,800,000	8,000,000	35,800,000
SW02033	South Plant Expansion	147,180,523	20,500,000	167,680,523
SW04007	Environmental Maint Relocation	11,289,811	600,000	11,889,811
SW04009	Stiles Plant Modification	12,208,209	15,000,000	27,208,209
SW04011	Stiles WWTF Biosolids Upgrades	15,000,000	24,000,000	39,000,000
SW05001	Sewer Assessment and Rehab	31,333,151	50,000,000	81,333,151
Total Sewer Fund		250,511,694	152,100,000	402,611,694
STORM WATER				
ST02001	Design - ST Coverline	4,084,249	5,550,000	9,634,249
ST03205	Drainage - ST Coverline	3,113,295	0	3,113,295
ST03207	Flood Control - ST Coverline	364,030	3,750,000	4,114,030
ST03211	Curb & Gutter Misc Loc	0	500,000	500,000
ST03214	Flood Mitgn Land Acq Coverline	350,000	350,000	700,000
ST03216	Bridge Repair ST	500,000	500,000	1,000,000
ST03217	Bartlett Rd/Fletcher - Storm	600,000	0	600,000
Total Storm Water		9,011,574	10,650,000	19,661,574
GRAND TOTAL FY 2021		404,540,197	248,457,500	652,997,697

FY2021 Division Capital Acquisition Summary

Division/Legal Level	Detailed Description	Units	Estimated Cost Per Unit	Total Cost - GO Bonds	Division Total
ENGINEERING - GS0221B					
Signal Maintenance	Bucket Truck	1	\$200,000	\$200,000	
Signs and Markings	Scarifier	1	\$20,000	\$20,000	
Total Engineering					\$220,000
EXECUTIVE - GS0221E					
Animal Services	Van	1	\$64,200	\$64,200	
Total Executive					\$64,200
FIRE SERVICES - GS0221F					
Suppression	Fire Engine	2	\$748,421	\$1,496,842	
Suppression	Aerial Ladder Truck	2	\$1,108,755	\$2,217,510	
Suppression	1-Ton Crew Cab LWB Pick-up	1	\$80,600	\$80,600	
Fire Admin	Mid-Size SUV	3	\$33,800	\$101,400	
Fire Planning	3/4-ton 4x4 Crew Cab LWB	1	\$43,000	\$43,000	
Total Fire Services					\$3,939,352
LIBRARY SERVICES - GS0221I					
Library	1/2-ton Crew Cab LWB Truck	1	\$28,448	\$28,448	
Library	4-cylinder Sedan	1	\$19,000	\$19,000	
Total Library Services					\$47,448
PARKS AND NEIGHBORHOODS - GS0221H					
Center City	Garbage Truck (9 Yd)	1	\$135,000	\$135,000	
Willow	Garbage Truck (9 Yd)	1	\$135,000	\$135,000	
Shelter	Garbage Truck (9 Yd)	1	\$135,000	\$135,000	
Botanic Gardens	72" Zero Turn Mower	2	\$19,000	\$38,000	
Total Parks and Neighborhoods					\$443,000
POLICE SERVICES - GS0221A					
Patrol	Marked Vehicles	60	\$33,000	\$1,980,000	
Patrol - Lt	Marked Lt. Vehicles	9	\$26,500	\$238,500	
Command	Unmarked Command Vehicles	6	\$26,500	\$159,000	
Bureaus	Unmarked Bureau Vehicles (4-Cyl)	10	\$19,000	\$190,000	
Crime Scene	Marked Minivans	2	\$27,500	\$55,000	
TACT	Full-size SUVs (Tahoe)	2	\$43,000	\$86,000	
Patrol	Marked Pursuit Mid-size SUVs (Durango)	9	\$43,000	\$387,000	
MGU	Unmarked Pursuit SSV CC 4x4	4	\$30,000	\$120,000	
K-9	Marked Pursuit SUVs (Durango)	3	\$41,000	\$123,000	

FY2021 Division Capital Acquisition Summary *(Continued)*

Division/Legal Level	Detailed Description	Units	Estimated Cost Per Unit	Total Cost - GO Bonds	Division Total
MGU	Unmarked Street Appearance (Charger)	2	\$26,500	\$53,000	
Admin/MGU	Mid-size SUVs V-8 (Durango - black)	3	\$34,500	\$103,500	
Total Police Services					\$3,495,000
PUBLIC WORKS - GS0221D					
Street Maintenance	1-ton Crew Cab Dump Truck w/Arrowboard	1	\$70,000	\$70,000	
Street Maintenance	Tandem Dump Truck	1	\$122,000	\$122,000	
Street Maintenance	72" Zero Turn Mower	1	\$19,000	\$19,000	
Street Maintenance	Single-Axle Dump Truck (2-3 ton)	1	\$90,000	\$90,000	
Street Maintenance	Mechanic Truck	1	\$90,000	\$90,000	
Total Public Works					\$391,000
TOTAL - ALL DIVISIONS					\$8,600,000

Current Year Division Summary

	Carry Forward	FY 2021
REVENUE SOURCES		
Federal Grants CIP	3,940,574	0
General Obligation Bonds	321,601	3,450,000
Local Other CIP	1,214,000	0
Total Revenues	5,476,175	3,450,000
EXPENDITURE TYPES		
Other Cost	0	350,000
Furniture Fixture Equipment	0	450,000
Contract Construction	5,246,108	2,015,000
Land Acquisition	0	10,000
Architecture and Engineering	230,067	625,000
Total Expenditures	5,476,175	3,450,000

Five Year Division Summary

	Carry Forward	FY 2021	FY 2022	FY 2023	FY 2024	FY 2025	Total
REVENUE SOURCES							
Federal Grants CIP	3,940,574	0	0	0	0	0	3,940,574
General Obligation Bonds	321,601	3,450,000	4,460,000	3,960,000	2,960,000	2,960,000	18,111,601
Local Other CIP	1,214,000	0	0	0	0	0	1,214,000
Total Revenues	5,476,175	3,450,000	4,460,000	3,960,000	2,960,000	2,960,000	23,266,175
EXPENDITURE TYPES							
Architecture and Engineering	230,067	625,000	550,000	550,000	550,000	550,000	3,055,067
Contract Construction	5,246,108	2,015,000	2,690,000	2,190,000	1,190,000	1,190,000	14,521,108
Furniture Fixture Equipment	0	450,000	700,000	700,000	700,000	700,000	3,250,000
Land Acquisition	0	10,000	70,000	70,000	70,000	70,000	290,000
Other Cost	0	350,000	450,000	450,000	450,000	450,000	2,150,000
Total Expenditures	5,476,175	3,450,000	4,460,000	3,960,000	2,960,000	2,960,000	23,266,175

Engineering • Summary by Project

Reference Number	Project Number	Project Name	Carry Forward	FY 2021	FY 2022	FY 2023	FY 2024	FY 2025	Total
1	EN01026	Medical Center Streetscape	5,027,230	0	0	0	0	0	5,027,230
2	EN01036	STP Pedestrian Routes	155,062	0	0	0	0	0	155,062
3	EN01067	HSIP Cover Line	293,883	150,000	150,000	150,000	150,000	150,000	1,043,883
4	EN01096	LED Traffic Signal Replacement	0	500,000	1,500,000	1,000,000	0	0	3,000,000
5	EN21100	Traffic Signals FY21	0	750,000	1,260,000	1,260,000	1,260,000	1,260,000	5,790,000
6	EN21200	Traffic Calming Devices FY21	0	1,700,000	1,100,000	1,100,000	1,100,000	1,100,000	6,100,000
7	EN21300	Urban Art FY21	0	350,000	450,000	450,000	450,000	450,000	2,150,000
Total All Projects			5,476,175	3,450,000	4,460,000	3,960,000	2,960,000	2,960,000	23,266,175

Project Name Medical Center Streetscape

Project Number	EN01026
Project Description/ Justification	This project provides a mechanism for the City to administer a federal grant awarded to the City to provide streetscape and way-finding improvements in the medical center. All expenses incurred shall be covered by the federal grant and local matching funds provided by the medical center and its tenants. This project should be completed by June 2021. The funds for this project are being carried forward in accordance with the schedule for federal grant projects.
Operating Budget Impact	None
Council District	Various
Project Spend to Date	941,221

Project Detail • Current Year

	Carry Forward	FY 2021
REVENUE SOURCES		
Federal Grants CIP	3,813,230	0
Local Other CIP	1,214,000	0
Total Revenues	5,027,230	0
EXPENDITURE TYPES		
Architecture and Engineering	57,230	0
Contract Construction	4,970,000	0
Total Expenditures	5,027,230	0

Project Detail • 5 Year Summary

	Carry Forward	FY 2021	FY 2022	FY 2023	FY 2024	FY 2025	Total
REVENUE SOURCES							
Federal Grants CIP	3,813,230	0	0	0	0	0	3,813,230
Local Other CIP	1,214,000	0	0	0	0	0	1,214,000
Total Revenues	5,027,230	0	0	0	0	0	5,027,230
EXPENDITURE TYPES							
Architecture and Engineering	57,230	0	0	0	0	0	57,230
Contract Construction	4,970,000	0	0	0	0	0	4,970,000
Total Expenditures	5,027,230	0	0	0	0	0	5,027,230

Project Name STP Pedestrian Routes

Project Number	EN01036
Project Description/ Justification	Surface Transportation Program (STP) is a federal assistance program. This project will fund analysis of existing sidewalks in the proximity of schools to develop a comprehensive sidewalk implementation plan and the design and installation of sidewalks on routes to schools. The funds for this project are being carried forward in accordance with the schedule for federal grant projects.
Operating Budget Impact	None
Council District	Various
Project Spend to Date	462,994

Project Detail • Current Year

	Carry Forward	FY 2021
REVENUE SOURCES		
Federal Grants CIP	127,344	0
General Obligation Bonds	27,718	0
Total Revenues	155,062	0
EXPENDITURE TYPES		
Architecture and Engineering	5,062	0
Contract Construction	150,000	0
Total Expenditures	155,062	0

Project Detail • 5 Year Summary

	Carry Forward	FY 2021	FY 2022	FY 2023	FY 2024	FY 2025	Total
REVENUE SOURCES							
Federal Grants CIP	127,344	0	0	0	0	0	127,344
General Obligation Bonds	27,718	0	0	0	0	0	27,718
Total Revenues	155,062	0	0	0	0	0	155,062
EXPENDITURE TYPES							
Architecture and Engineering	5,062	0	0	0	0	0	5,062
Contract Construction	150,000	0	0	0	0	0	150,000
Total Expenditures	155,062	0	0	0	0	0	155,062

Project Name HSIP Cover Line

Project Number	EN01067
Project Description/ Justification	This project will provide matching funds for Highway Safety Improvement Program (HSIP) projects directed by the State. The Federal Highway Administration defines HSIP as a "program to achieve reduction in traffic fatalities and serious injuries on all public roads." These projects often include intersection and rail crossing improvements. The funding allocated to this project in FY21 should be appropriated to active construction projects by June 2021.
Operating Budget Impact	None
Council District	Various
Project Spend to Date	0

Project Detail • Current Year

	Carry Forward	FY 2021
REVENUE SOURCES		
General Obligation Bonds	293,883	150,000
Total Revenues	293,883	150,000
EXPENDITURE TYPES		
Architecture and Engineering	167,775	150,000
Contract Construction	126,108	0
Total Expenditures	293,883	150,000

Project Detail • 5 Year Summary

	Carry Forward	FY 2021	FY 2022	FY 2023	FY 2024	FY 2025	Total
REVENUE SOURCES							
General Obligation Bonds	293,883	150,000	150,000	150,000	150,000	150,000	1,043,883
Total Revenues	293,883	150,000	150,000	150,000	150,000	150,000	1,043,883
EXPENDITURE TYPES							
Architecture and Engineering	167,775	150,000	150,000	150,000	150,000	150,000	917,775
Contract Construction	126,108	0	0	0	0	0	126,108
Total Expenditures	293,883	150,000	150,000	150,000	150,000	150,000	1,043,883

Project Name LED Traffic Signal Replacement

Project Number	EN01096
Project Description/ Justification	This project is to replace LED modules in Traffic Signal heads at existing signalized intersections in the City of Memphis. The funding allocated to this project in FY21 should be appropriated to active construction projects by June 2021.
Operating Budget Impact	None
Council District	Various
Project Spend to Date	447,765

Project Detail • Current Year

	Carry Forward	FY 2021
REVENUE SOURCES		
General Obligation Bonds	0	500,000
Total Revenues	0	500,000
EXPENDITURE TYPES		
Contract Construction	0	500,000
Total Expenditures	0	500,000

Project Detail • 5 Year Summary

	Carry Forward	FY 2021	FY 2022	FY 2023	FY 2024	FY 2025	Total
REVENUE SOURCES							
General Obligation Bonds	0	500,000	1,500,000	1,000,000	0	0	3,000,000
Total Revenues	0	500,000	1,500,000	1,000,000	0	0	3,000,000
EXPENDITURE TYPES							
Contract Construction	0	500,000	1,500,000	1,000,000	0	0	3,000,000
Total Expenditures	0	500,000	1,500,000	1,000,000	0	0	3,000,000

Project Name	Traffic Signals FY21
Project Number	EN21100
Project Description/ Justification	This project is used to purchase traffic signal materials to be installed by City personnel to provide greater safety, improve the flow of traffic, and upgrade existing traffic signals that do not meet safety standards. New controllers, poles, and other equipment will be purchased to replace old and inoperable ones. The funding allocated to this project in FY21 should be appropriated to active traffic signal projects by June 2021.
Operating Budget Impact	None
Council District	Various
Project Spend to Date	0

Project Detail • Current Year

	Carry Forward	FY 2021
REVENUE SOURCES		
General Obligation Bonds	0	750,000
Total Revenues	0	750,000
EXPENDITURE TYPES		
Architecture and Engineering	0	50,000
Contract Construction	0	240,000
Furniture Fixture Equipment	0	450,000
Land Acquisition	0	10,000
Total Expenditures	0	750,000

Project Detail • 5 Year Summary

	Carry Forward	FY 2021	FY 2022	FY 2023	FY 2024	FY 2025	Total
REVENUE SOURCES							
General Obligation Bonds	0	750,000	1,260,000	1,260,000	1,260,000	1,260,000	5,790,000
Total Revenues	0	750,000	1,260,000	1,260,000	1,260,000	1,260,000	5,790,000
EXPENDITURE TYPES							
Architecture and Engineering	0	50,000	50,000	50,000	50,000	50,000	250,000
Contract Construction	0	240,000	440,000	440,000	440,000	440,000	2,000,000
Furniture Fixture Equipment	0	450,000	700,000	700,000	700,000	700,000	3,250,000
Land Acquisition	0	10,000	70,000	70,000	70,000	70,000	290,000
Total Expenditures	0	750,000	1,260,000	1,260,000	1,260,000	1,260,000	5,790,000

Project Name Traffic Calming Devices FY21

Project Number	EN21200
Project Description/ Justification	This project is for the installation of traffic calming devices such as speed humps, traffic circles, and rumble strips on local neighborhood streets that have documented speeding problems and meet established criteria for installation. This is an extremely popular program with neighborhoods; requests continue to be received. The funding allocated to this project in FY21 should be appropriated to study, design and build speed hump locations by June 2021.
Operating Budget Impact	None
Council District	Various
Project Spend to Date	0

Project Detail • Current Year

	Carry Forward	FY 2021
REVENUE SOURCES		
General Obligation Bonds	0	1,700,000
Total Revenues	0	1,700,000
EXPENDITURE TYPES		
Architecture and Engineering	0	425,000
Contract Construction	0	1,275,000
Total Expenditures	0	1,700,000

Project Detail • 5 Year Summary

	Carry Forward	FY 2021	FY 2022	FY 2023	FY 2024	FY 2025	Total
REVENUE SOURCES							
General Obligation Bonds	0	1,700,000	1,100,000	1,100,000	1,100,000	1,100,000	6,100,000
Total Revenues	0	1,700,000	1,100,000	1,100,000	1,100,000	1,100,000	6,100,000
EXPENDITURE TYPES							
Architecture and Engineering	0	425,000	350,000	350,000	350,000	350,000	1,825,000
Contract Construction	0	1,275,000	750,000	750,000	750,000	750,000	4,275,000
Total Expenditures	0	1,700,000	1,100,000	1,100,000	1,100,000	1,100,000	6,100,000

Project Name	Urban Art FY21
Project Number	EN21300
Project Description/ Justification	This project makes funding available to create artworks that function as an essential element within the overall design of various City projects, complementing existing or proposed architectural elements with capital improvement projects. The total funding for all Urban Art CIP may not exceed \$1.5 million in two successive fiscal years. Urban Art CIP is limited to \$1 million per fiscal year by Ordinance No. 4934.
Operating Budget Impact	None
Council District	Various
Project Spend to Date	0

Project Detail • Current Year

	Carry Forward	FY 2021
REVENUE SOURCES		
General Obligation Bonds	0	350,000
Total Revenues	0	350,000
EXPENDITURE TYPES		
Other Cost	0	350,000
Total Expenditures	0	350,000

Project Detail • 5 Year Summary

	Carry Forward	FY 2021	FY 2022	FY 2023	FY 2024	FY 2025	Total
REVENUE SOURCES							
General Obligation Bonds	0	350,000	450,000	450,000	450,000	450,000	2,150,000
Total Revenues	0	350,000	450,000	450,000	450,000	450,000	2,150,000
EXPENDITURE TYPES							
Other Cost	0	350,000	450,000	450,000	450,000	450,000	2,150,000
Total Expenditures	0	350,000	450,000	450,000	450,000	450,000	2,150,000



Current Year Division Summary

	Carry Forward	FY 2021
REVENUE SOURCES		
General Obligation Bonds	50,000	0
Total Revenues	50,000	0
EXPENDITURE TYPES		
Furniture Fixture Equipment	50,000	0
Total Expenditures	50,000	0

Five Year Division Summary

	Carry Forward	FY 2021	FY 2022	FY 2023	FY 2024	FY 2025	Total
REVENUE SOURCES							
General Obligation Bonds	50,000	0	0	0	0	0	50,000
Total Revenues	50,000	0	0	0	0	0	50,000
EXPENDITURE TYPES							
Furniture Fixture Equipment	50,000	0	0	0	0	0	50,000
Total Expenditures	50,000	0	0	0	0	0	50,000

Executive • Summary by Project

Reference Number	Project Number	Project Name	Carry Forward	FY 2021	FY 2022	FY 2023	FY 2024	FY 2025	Total
1	GA01030	X-Ray Machine-Animal Services	50,000	0	0	0	0	0	50,000
Total All Projects			50,000	0	0	0	0	0	50,000

Project Reference No. 1

Project Name	X-Ray Machine-Animal Services
Project Number	GA01030
Project Description/Justification	This project will be used to purchase a full digital X-ray system for Memphis Animal Services to replace the current obsolete X-ray system. The current X-ray system was installed when the Animal Services building opened in 2011 and has not been upgraded since.
Operating Budget Impact	None
Council District	1
Project Spend to Date	0

Project Detail • Current Year

	Carry Forward	FY 2021
REVENUE SOURCES		
General Obligation Bonds	50,000	0
Total Revenues	50,000	0
EXPENDITURE TYPES		
Furniture Fixture Equipment	50,000	0
Total Expenditures	50,000	0

Project Detail • 5 Year Summary

	Carry Forward	FY 2021	FY 2022	FY 2023	FY 2024	FY 2025	Total
REVENUE SOURCES							
General Obligation Bonds	50,000	0	0	0	0	0	50,000
Total Revenues	50,000	0	0	0	0	0	50,000
EXPENDITURE TYPES							
Furniture Fixture Equipment	50,000	0	0	0	0	0	50,000
Total Expenditures	50,000	0	0	0	0	0	50,000



Current Year Division Summary

	Carry Forward	FY 2021
REVENUE SOURCES		
General Obligation Bonds	0	6,029,000
Total Revenues	0	6,029,000
EXPENDITURE TYPES		
Furniture Fixture Equipment	0	235,000
Other Cost	0	744,000
Contract Construction	0	4,635,000
Information Technology	0	300,000
Architecture and Engineering	0	115,000
Total Expenditures	0	6,029,000

Five Year Division Summary

	Carry Forward	FY 2021	FY 2022	FY 2023	FY 2024	FY 2025	Total
REVENUE SOURCES							
General Obligation Bonds	0	6,029,000	9,558,114	3,315,500	3,315,500	3,315,500	25,533,614
Total Revenues	0	6,029,000	9,558,114	3,315,500	3,315,500	3,315,500	25,533,614
EXPENDITURE TYPES							
Architecture and Engineering	0	115,000	328,000	373,000	373,000	373,000	1,562,000
Contract Construction	0	4,635,000	7,809,614	2,057,000	2,057,000	2,057,000	18,615,614
Furniture Fixture Equipment	0	235,000	235,000	0	0	0	470,000
Information Technology	0	300,000	300,000	0	0	0	600,000
Other Cost	0	744,000	885,500	885,500	885,500	885,500	4,286,000
Total Expenditures	0	6,029,000	9,558,114	3,315,500	3,315,500	3,315,500	25,533,614

Fire Services • Summary by Project

Reference Number	Project Number	Project Name	Carry Forward	FY 2021	FY 2022	FY 2023	FY 2024	FY 2025	Total
1	FS02011	Replace Fire Station #43	0	535,000	0	0	0	0	535,000
2	FS02029	FS5 Construction	0	4,000,000	0	0	0	0	4,000,000
3	FS02031	FS1 Construction	0	0	6,535,000	0	0	0	6,535,000
4	FS02032	EMA Sirens	0	140,000	135,500	135,500	135,500	135,500	682,000
5	FS04012	Personal Protective Equipment	0	604,000	750,000	750,000	750,000	750,000	3,604,000
6	FS21100	FY21 Fire Stat Improv Cover	0	750,000	2,137,614	2,430,000	2,430,000	2,430,000	10,177,614
Total All Projects			0	6,029,000	9,558,114	3,315,500	3,315,500	3,315,500	25,533,614

Project Reference No. 1

Project Name Replace Fire Station #43

Project Number	FS02011
Project Description/ Justification	This project is for furniture, fixtures & equipment and information technology for the new Fire Station No. 43. This project is estimated to be completed by June 30, 2021.
Operating Budget Impact	None
Council District	3
Project Spend to Date	1,748,521

Project Detail • Current Year

	Carry Forward	FY 2021
REVENUE SOURCES		
General Obligation Bonds	0	535,000
Total Revenues	0	535,000
EXPENDITURE TYPES		
Furniture Fixture Equipment	0	235,000
Information Technology	0	300,000
Total Expenditures	0	535,000

Project Detail • 5 Year Summary

	Carry Forward	FY 2021	FY 2022	FY 2023	FY 2024	FY 2025	Total
REVENUE SOURCES							
General Obligation Bonds	0	535,000	0	0	0	0	535,000
Total Revenues	0	535,000	0	0	0	0	535,000
EXPENDITURE TYPES							
Furniture Fixture Equipment	0	235,000	0	0	0	0	235,000
Information Technology	0	300,000	0	0	0	0	300,000
Total Expenditures	0	535,000	0	0	0	0	535,000

Project Name FS5 Construction

Project Number	FS02029
Project Description/ Justification	This project is to fund the relocation of Fire Station No. 5 and Fire Administration, both presently located at 65 S. Front (Front and Union), to 400 Adams and 2670 Avery, respectively. Both facilities are estimated to be completed by June 30, 2022.
Operating Budget Impact	None
Council District	5,6
Project Spend to Date	1,977,414

Project Detail • Current Year

	Carry Forward	FY 2021
REVENUE SOURCES		
General Obligation Bonds	0	4,000,000
Total Revenues	0	4,000,000
EXPENDITURE TYPES		
Contract Construction	0	4,000,000
Total Expenditures	0	4,000,000

Project Detail • 5 Year Summary

	Carry Forward	FY 2021	FY 2022	FY 2023	FY 2024	FY 2025	Total
REVENUE SOURCES							
General Obligation Bonds	0	4,000,000	0	0	0	0	4,000,000
Total Revenues	0	4,000,000	0	0	0	0	4,000,000
EXPENDITURE TYPES							
Contract Construction	0	4,000,000	0	0	0	0	4,000,000
Total Expenditures	0	4,000,000	0	0	0	0	4,000,000

Project Name FS1 Construction

Project Number	FS02031
Project Description/ Justification	This project is to fund the relocation of Fire Station No. 1, presently located on Jackson Avenue, and Fire Station No. 6, presently located on Thomas Street, to one combined station at 235 Chelsea Avenue. This project is estimated to be completed by June 30, 2022.
Operating Budget Impact	None
Council District	7
Project Spend to Date	288,834

Project Detail • Current Year

	Carry Forward	FY 2021
REVENUE SOURCES		
General Obligation Bonds	0	0
Total Revenues	0	0
EXPENDITURE TYPES		
Contract Construction	0	0
Furniture Fixture Equipment	0	0
Information Technology	0	0
Total Expenditures	0	0

Project Detail • 5 Year Summary

	Carry Forward	FY 2021	FY 2022	FY 2023	FY 2024	FY 2025	Total
REVENUE SOURCES							
General Obligation Bonds	0	0	6,535,000	0	0	0	6,535,000
Total Revenues	0	0	6,535,000	0	0	0	6,535,000
EXPENDITURE TYPES							
Contract Construction	0	0	6,000,000	0	0	0	6,000,000
Furniture Fixture Equipment	0	0	235,000	0	0	0	235,000
Information Technology	0	0	300,000	0	0	0	300,000
Total Expenditures	0	0	6,535,000	0	0	0	6,535,000

Project Name EMA Sirens

Project Number	FS02032
Project Description/ Justification	This project is to fund warning sirens, which are utilized during inclement weather emergencies to alert citizens of potentially hazardous conditions. This is an ongoing project each fiscal year. These projects are estimated to be completed by June 30 of each year.
Operating Budget Impact	None
Council District	N/A
Project Spend to Date	0

Project Detail • Current Year

	Carry Forward	FY 2021
REVENUE SOURCES		
General Obligation Bonds	0	140,000
Total Revenues	0	140,000
EXPENDITURE TYPES		
Other Cost	0	140,000
Total Expenditures	0	140,000

Project Detail • 5 Year Summary

	Carry Forward	FY 2021	FY 2022	FY 2023	FY 2024	FY 2025	Total
REVENUE SOURCES							
General Obligation Bonds	0	140,000	135,500	135,500	135,500	135,500	682,000
Total Revenues	0	140,000	135,500	135,500	135,500	135,500	682,000
EXPENDITURE TYPES							
Other Cost	0	140,000	135,500	135,500	135,500	135,500	682,000
Total Expenditures	0	140,000	135,500	135,500	135,500	135,500	682,000

Project Name	Personal Protective Equipment
Project Number	FS04012
Project Description/ Justification	This project provides funds to replace turnout ensembles that have become unusable and to provide new turnout ensembles for fire recruits. This is the firefighter's primary protection and is governed by the National Fire Protection Association (NFPA-1971). It is also used to replace self-contained breathing apparatus (SCBA) equipment and is governed by the National Fire Protection Association (NFPA-1981). This is an ongoing project each fiscal year. These projects are estimated to be completed by June 30 of each year.
Operating Budget Impact	None
Council District	N/A
Project Spend to Date	8,512,720

Project Detail • Current Year

	Carry Forward	FY 2021
REVENUE SOURCES		
General Obligation Bonds	0	604,000
Total Revenues	0	604,000
EXPENDITURE TYPES		
Other Cost	0	604,000
Total Expenditures	0	604,000

Project Detail • 5 Year Summary

	Carry Forward	FY 2021	FY 2022	FY 2023	FY 2024	FY 2025	Total
REVENUE SOURCES							
General Obligation Bonds	0	604,000	750,000	750,000	750,000	750,000	3,604,000
Total Revenues	0	604,000	750,000	750,000	750,000	750,000	3,604,000
EXPENDITURE TYPES							
Other Cost	0	604,000	750,000	750,000	750,000	750,000	3,604,000
Total Expenditures	0	604,000	750,000	750,000	750,000	750,000	3,604,000

Project Name FY21 Fire Stat Improv Cover

Project Number	FS21100
Project Description/ Justification	This project provides funds for major repair and renovations of facilities including floor replacement, HVAC, generators, and station improvements. Construction covers items beyond the scope of the General Services Division. This project is estimated to be completed by June 30, 2021.
Operating Budget Impact	None
Council District	N/A
Project Spend to Date	0

Project Detail • Current Year

	Carry Forward	FY 2021
REVENUE SOURCES		
General Obligation Bonds	0	750,000
Total Revenues	0	750,000
EXPENDITURE TYPES		
Architecture and Engineering	0	115,000
Contract Construction	0	635,000
Total Expenditures	0	750,000

Project Detail • 5 Year Summary

	Carry Forward	FY 2021	FY 2022	FY 2023	FY 2024	FY 2025	Total
REVENUE SOURCES							
General Obligation Bonds	0	750,000	2,137,614	2,430,000	2,430,000	2,430,000	10,177,614
Total Revenues	0	750,000	2,137,614	2,430,000	2,430,000	2,430,000	10,177,614
EXPENDITURE TYPES							
Architecture and Engineering	0	115,000	328,000	373,000	373,000	373,000	1,562,000
Contract Construction	0	635,000	1,809,614	2,057,000	2,057,000	2,057,000	8,615,614
Total Expenditures	0	750,000	2,137,614	2,430,000	2,430,000	2,430,000	10,177,614

Current Year Division Summary

	Carry Forward	FY 2021
REVENUE SOURCES		
General Obligation Bonds	962,530	22,300,000
Total Revenues	962,530	22,300,000
EXPENDITURE TYPES		
Contract Construction	0	13,180,000
Vehicles CAP	962,530	8,470,000
Architecture and Engineering	0	520,000
Equipment CAP	0	130,000
Total Expenditures	962,530	22,300,000

Five Year Division Summary

	Carry Forward	FY 2021	FY 2022	FY 2023	FY 2024	FY 2025	Total
REVENUE SOURCES							
General Obligation Bonds	962,530	22,300,000	10,000,000	10,000,000	10,000,000	0	53,262,530
Total Revenues	962,530	22,300,000	10,000,000	10,000,000	10,000,000	0	53,262,530
EXPENDITURE TYPES							
Architecture and Engineering	0	520,000	0	0	0	0	520,000
Contract Construction	0	13,180,000	10,000,000	10,000,000	10,000,000	0	43,180,000
Equipment CAP	0	130,000	0	0	0	0	130,000
Vehicles CAP	962,530	8,470,000	0	0	0	0	9,432,530
Total Expenditures	962,530	22,300,000	10,000,000	10,000,000	10,000,000	0	53,262,530

General Services • Summary by Project

Reference Number	Project Number	Project Name	Carry Forward	FY 2021	FY 2022	FY 2023	FY 2024	FY 2025	Total
1	GS01032	CoMEM Phase II	0	10,000,000	10,000,000	10,000,000	10,000,000	0	40,000,000
2	GS21100	FY21 Major Mod	0	3,700,000	0	0	0	0	3,700,000
3	GS0221A	FY21 CAQ Police Services	532,772	3,495,000	0	0	0	0	4,027,772
4	GS0221B	FY21 CAQ Engineering	0	220,000	0	0	0	0	220,000
5	GS0221C	FY21 CAQ Public Works	178,354	0	0	0	0	0	178,354
6	GS0221D	FY21 CAQ PW-Street Maint	0	391,000	0	0	0	0	391,000
7	GS0221E	FY21 CAQ Exec-Animal Services	4,545	64,200	0	0	0	0	68,745
8	GS0221F	FY21 CAQ Fire Services	4,928	3,939,352	0	0	0	0	3,944,280
9	GS0221G	FY21 CAQ General Services	241,931	0	0	0	0	0	241,931
10	GS0221H	FY21 CAQ Parks & Neighborhoods	0	443,000	0	0	0	0	443,000
11	GS0221I	FY21 CAQ Library Services	0	47,448	0	0	0	0	47,448
Total All Projects			962,530	22,300,000	10,000,000	10,000,000	10,000,000	0	53,262,530

Project Reference No. 1

Project Name	CoMEM Phase II
Project Number	GS01032
Project Description/ Justification	This project will provide funds to complete the design phase (Phase II) of the Municipal Complex (former Walter Simmons), where Fleet Services and the Fuel Department will relocate.
Operating Budget Impact	None
Council District	4
Project Spend to Date	1,875,334

Project Detail • Current Year

	Carry Forward	FY 2021
REVENUE SOURCES		
General Obligation Bonds	0	10,000,000
Total Revenues	0	10,000,000
EXPENDITURE TYPES		
Contract Construction	0	10,000,000
Total Expenditures	0	10,000,000

Project Detail • 5 Year Summary

	Carry Forward	FY 2021	FY 2022	FY 2023	FY 2024	FY 2025	Total
REVENUE SOURCES							
General Obligation Bonds	0	10,000,000	10,000,000	10,000,000	10,000,000	0	40,000,000
Total Revenues	0	10,000,000	10,000,000	10,000,000	10,000,000	0	40,000,000
EXPENDITURE TYPES							
Contract Construction	0	10,000,000	10,000,000	10,000,000	10,000,000	0	40,000,000
Total Expenditures	0	10,000,000	10,000,000	10,000,000	10,000,000	0	40,000,000

Project Name FY21 Major Mod

Project Number	GS21100
Project Description/ Justification	This project provides funds for major modifications, renovations and improvements to City facilities (other than City Hall). Repairs include city-wide asphalt, roofing, electrical, plumbing, carpentry and HVAC improvements.
Operating Budget Impact	None
Council District	N/A
Project Spend to Date	0

Project Detail • Current Year

	Carry Forward	FY 2021
REVENUE SOURCES		
General Obligation Bonds	0	3,700,000
Total Revenues	0	3,700,000
EXPENDITURE TYPES		
Architecture and Engineering	0	520,000
Contract Construction	0	3,180,000
Total Expenditures	0	3,700,000

Project Detail • 5 Year Summary

	Carry Forward	FY 2021	FY 2022	FY 2023	FY 2024	FY 2025	Total
REVENUE SOURCES							
General Obligation Bonds	0	3,700,000	0	0	0	0	3,700,000
Total Revenues	0	3,700,000	0	0	0	0	3,700,000
EXPENDITURE TYPES							
Architecture and Engineering	0	520,000	0	0	0	0	520,000
Contract Construction	0	3,180,000	0	0	0	0	3,180,000
Total Expenditures	0	3,700,000	0	0	0	0	3,700,000

Project Name FY21 CAQ Police Services

Project Number	GS0221A
Project Description/ Justification	FY2021 Capital Acquisition- Police Services. Carryforward balance represents unspent funds transferred from prior year capital acquisition projects that have been completed.
Operating Budget Impact	None
Council District	N/A
Project Spend to Date	0

Project Detail • Current Year

	Carry Forward	FY 2021
REVENUE SOURCES		
General Obligation Bonds	532,772	3,495,000
Total Revenues	532,772	3,495,000
EXPENDITURE TYPES		
Vehicles CAP	532,772	3,495,000
Total Expenditures	532,772	3,495,000

Project Detail • 5 Year Summary

	Carry Forward	FY 2021	FY 2022	FY 2023	FY 2024	FY 2025	Total
REVENUE SOURCES							
General Obligation Bonds	532,772	3,495,000	0	0	0	0	4,027,772
Total Revenues	532,772	3,495,000	0	0	0	0	4,027,772
EXPENDITURE TYPES							
Vehicles CAP	532,772	3,495,000	0	0	0	0	4,027,772
Total Expenditures	532,772	3,495,000	0	0	0	0	4,027,772

FY2021 Capital Acquisition Detail

Division/Legal Level	Detailed Description	Units	Estimated Cost Per Unit	Total Cost - GO Bonds	Division Total
POLICE SERVICES - GS0221A					
Patrol	Marked Vehicles	60	\$33,000	\$1,980,000	
Patrol - Lt	Marked Lt. Vehicles	9	\$26,500	\$238,500	
Command	Unmarked Command Vehicles	6	\$26,500	\$159,000	
Bureaus	Unmarked Bureau Vehicles (4-Cyl)	10	\$19,000	\$190,000	
Crime Scene	Marked Minivans	2	\$27,500	\$55,000	
TACT	Full-size SUVs (Tahoe)	2	\$43,000	\$86,000	
Patrol	Marked Pursuit Mid-size SUVs (Durango)	9	\$43,000	\$387,000	
MGU	Unmarked Pursuit SSV CC 4x4	4	\$30,000	\$120,000	
K-9	Marked Pursuit SUVs (Durango)	3	\$41,000	\$123,000	
MGU	Unmarked Street Appearance (Charger)	2	\$26,500	\$53,000	
Admin/MGU	Mid-size SUVs V-8 (Durango - black)	3	\$34,500	\$103,500	
Total Police Services					\$3,495,000

Project Name FY21 CAQ Engineering

Project Number	GS0221B
Project Description/ Justification	FY2021 Capital Acquisition- Engineering
Operating Budget Impact	None
Council District	N/A
Project Spend to Date	0

Project Detail • Current Year

	Carry Forward	FY 2021
REVENUE SOURCES		
General Obligation Bonds	0	220,000
Total Revenues	0	220,000
EXPENDITURE TYPES		
Vehicles CAP	0	220,000
Total Expenditures	0	220,000

Project Detail • 5 Year Summary

	Carry Forward	FY 2021	FY 2022	FY 2023	FY 2024	FY 2025	Total
REVENUE SOURCES							
General Obligation Bonds	0	220,000	0	0	0	0	220,000
Total Revenues	0	220,000	0	0	0	0	220,000
EXPENDITURE TYPES							
Vehicles CAP	0	220,000	0	0	0	0	220,000
Total Expenditures	0	220,000	0	0	0	0	220,000

FY2021 Capital Acquisition Detail

Division/Legal Level	Detailed Description	Units	Estimated Cost Per Unit	Total Cost - GO Bonds	Division Total
ENGINEERING - GS0221B					
Signal Maintenance	Bucket Truck	1	\$200,000	\$200,000	
Signs and Markings	Scarifier	1	\$20,000	\$20,000	
Total Engineering					\$220,000

Project Reference No. 5

Project Name	FY21 CAQ Public Works
Project Number	GS0221C
Project Description/ Justification	FY2021 Capital Acquisition- Public Works. Carryforward balance represents unspent funds transferred from prior year capital acquisition projects that have been completed.
Operating Budget Impact	None
Council District	N/A
Project Spend to Date	0

Project Detail • Current Year

	Carry Forward	FY 2021
REVENUE SOURCES		
General Obligation Bonds	178,354	0
Total Revenues	178,354	0
EXPENDITURE TYPES		
Vehicles CAP	178,354	0
Total Expenditures	178,354	0

Project Detail • 5 Year Summary

	Carry Forward	FY 2021	FY 2022	FY 2023	FY 2024	FY 2025	Total
REVENUE SOURCES							
General Obligation Bonds	178,354	0	0	0	0	0	178,354
Total Revenues	178,354	0	0	0	0	0	178,354
EXPENDITURE TYPES							
Vehicles CAP	178,354	0	0	0	0	0	178,354
Total Expenditures	178,354	0	0	0	0	0	178,354

Project Name FY21 CAQ PW-Street Maint

Project Number	GS0221D
Project Description/ Justification	FY2021 Capital Acquisition- Public Works (Street Maintenance)
Operating Budget Impact	None
Council District	N/A
Project Spend to Date	0

Project Detail • Current Year

	Carry Forward	FY 2021
REVENUE SOURCES		
General Obligation Bonds	0	391,000
Total Revenues	0	391,000
EXPENDITURE TYPES		
Equipment CAP	0	130,000
Vehicles CAP	0	261,000
Total Expenditures	0	391,000

Project Detail • 5 Year Summary

	Carry Forward	FY 2021	FY 2022	FY 2023	FY 2024	FY 2025	Total
REVENUE SOURCES							
General Obligation Bonds	0	391,000	0	0	0	0	391,000
Total Revenues	0	391,000	0	0	0	0	391,000
EXPENDITURE TYPES							
Equipment CAP	0	130,000	0	0	0	0	130,000
Vehicles CAP	0	261,000	0	0	0	0	261,000
Total Expenditures	0	391,000	0	0	0	0	391,000

FY2021 Capital Acquisition Detail

Division/Legal Level	Detailed Description	Units	Estimated Cost Per Unit	Total Cost - GO Bonds	Division Total
PUBLIC WORKS - GS0221D					
Street Maintenance	1-ton Crew Cab Dump Truck w/Arrowboard	1	\$70,000	\$70,000	
Street Maintenance	Tandem Dump Truck	1	\$122,000	\$122,000	
Street Maintenance	72" Zero Turn Mower	1	\$19,000	\$19,000	
Street Maintenance	Single-Axle Dump Truck (2-3 ton)	1	\$90,000	\$90,000	
Street Maintenance	Mechanic Truck	1	\$90,000	\$90,000	
Total Public Works					\$391,000

Project Reference No. 7

GENERAL SERVICES • DETAIL BY PROJECT

Project Name	FY21 CAQ Exec-Animal Services
Project Number	GS0221E
Project Description/ Justification	FY2021 Capital Acquisition- Executive (Animal Services). Carryforward balance represents unspent funds transferred from prior year capital acquisition projects that have been completed.
Operating Budget Impact	None
Council District	N/A
Project Spend to Date	0

Project Detail • Current Year

	Carry Forward	FY 2021
REVENUE SOURCES		
General Obligation Bonds	4,545	64,200
Total Revenues	4,545	64,200
EXPENDITURE TYPES		
Vehicles CAP	4,545	64,200
Total Expenditures	4,545	64,200

Project Detail • 5 Year Summary

	Carry Forward	FY 2021	FY 2022	FY 2023	FY 2024	FY 2025	Total
REVENUE SOURCES							
General Obligation Bonds	4,545	64,200	0	0	0	0	68,745
Total Revenues	4,545	64,200	0	0	0	0	68,745
EXPENDITURE TYPES							
Vehicles CAP	4,545	64,200	0	0	0	0	68,745
Total Expenditures	4,545	64,200	0	0	0	0	68,745

FY2021 Capital Acquisition Detail

Division/Legal Level	Detailed Description	Units	Estimated Cost Per Unit	Total Cost - GO Bonds	Division Total
EXECUTIVE - GS0221E					
Animal Services	Van	1	\$64,200	\$64,200	
Total Executive					\$64,200

Project Name FY21 CAQ Fire Services

Project Number	GS0221F
Project Description/ Justification	FY2021 Capital Acquisition- Fire Services. Carryforward balance represents unspent funds transferred from prior year capital acquisition projects that have been completed.
Operating Budget Impact	None
Council District	N/A
Project Spend to Date	0

Project Detail • Current Year

	Carry Forward	FY 2021
REVENUE SOURCES		
General Obligation Bonds	4,928	3,939,352
Total Revenues	4,928	3,939,352
EXPENDITURE TYPES		
Vehicles CAP	4,928	3,939,352
Total Expenditures	4,928	3,939,352

Project Detail • 5 Year Summary

	Carry Forward	FY 2021	FY 2022	FY 2023	FY 2024	FY 2025	Total
REVENUE SOURCES							
General Obligation Bonds	4,928	3,939,352	0	0	0	0	3,944,280
Total Revenues	4,928	3,939,352	0	0	0	0	3,944,280
EXPENDITURE TYPES							
Vehicles CAP	4,928	3,939,352	0	0	0	0	3,944,280
Total Expenditures	4,928	3,939,352	0	0	0	0	3,944,280

FY2021 Capital Acquisition Detail

Division/Legal Level	Detailed Description	Units	Estimated Cost Per Unit	Total Cost - GO Bonds	Division Total
FIRE SERVICES - GS0221F					
Suppression	Fire Engine	2	\$748,421	\$1,496,842	
Suppression	Aerial Ladder Truck	2	\$1,108,755	\$2,217,510	
Suppression	1-Ton Crew Cab LWB Pick-up	1	\$80,600	\$80,600	
Fire Admin	Mid-Size SUV	3	\$33,800	\$101,400	
Fire Planning	3/4-ton 4x4 Crew Cab LWB	1	\$43,000	\$43,000	
Total Fire Services					\$3,939,352

Project Reference No. 9

Project Name	FY21 CAQ General Services
Project Number	GS0221G
Project Description/Justification	FY2021 Capital Acquisition- General Services. Carryforward balance represents unspent funds transferred from prior year capital acquisition projects that have been completed.
Operating Budget Impact	None
Council District	N/A
Project Spend to Date	0

Project Detail • Current Year

	Carry Forward	FY 2021
REVENUE SOURCES		
General Obligation Bonds	241,931	0
Total Revenues	241,931	0
EXPENDITURE TYPES		
Vehicles CAP	241,931	0
Total Expenditures	241,931	0

Project Detail • 5 Year Summary

	Carry Forward	FY 2021	FY 2022	FY 2023	FY 2024	FY 2025	Total
REVENUE SOURCES							
General Obligation Bonds	241,931	0	0	0	0	0	241,931
Total Revenues	241,931	0	0	0	0	0	241,931
EXPENDITURE TYPES							
Vehicles CAP	241,931	0	0	0	0	0	241,931
Total Expenditures	241,931	0	0	0	0	0	241,931

Project Name FY21 CAQ Parks & Neighborhoods

Project Number	GS0221H
Project Description/ Justification	FY2021 Capital Acquisition- Parks & Neighborhoods
Operating Budget Impact	None
Council District	N/A
Project Spend to Date	0

Project Detail • Current Year

	Carry Forward	FY 2021
REVENUE SOURCES		
General Obligation Bonds	0	443,000
Total Revenues	0	443,000
EXPENDITURE TYPES		
Vehicles CAP	0	443,000
Total Expenditures	0	443,000

Project Detail • 5 Year Summary

	Carry Forward	FY 2021	FY 2022	FY 2023	FY 2024	FY 2025	Total
REVENUE SOURCES							
General Obligation Bonds	0	443,000	0	0	0	0	443,000
Total Revenues	0	443,000	0	0	0	0	443,000
EXPENDITURE TYPES							
Vehicles CAP	0	443,000	0	0	0	0	443,000
Total Expenditures	0	443,000	0	0	0	0	443,000

FY2021 Capital Acquisition Detail

Division/Legal Level	Detailed Description	Units	Estimated Cost Per Unit	Total Cost - GO Bonds	Division Total
PARKS AND NEIGHBORHOODS - GS0221H					
Center City	Garbage Truck (9 Yd)	1	\$135,000	\$135,000	
Willow	Garbage Truck (9 Yd)	1	\$135,000	\$135,000	
Shelter	Garbage Truck (9 Yd)	1	\$135,000	\$135,000	
Botanic Gardens	72" Zero Turn Mower	2	\$19,000	\$38,000	
Total Parks and Neighborhoods					\$443,000

Project Name	FY21 CAQ Library Services
Project Number	GS0221I
Project Description/ Justification	FY2021 Capital Acquisition- Library Services
Operating Budget Impact	None
Council District	N/A
Project Spend to Date	0

Project Detail • Current Year

	Carry Forward	FY 2021
REVENUE SOURCES		
General Obligation Bonds	0	47,448
Total Revenues	0	47,448
EXPENDITURE TYPES		
Vehicles CAP	0	47,448
Total Expenditures	0	47,448

Project Detail • 5 Year Summary

	Carry Forward	FY 2021	FY 2022	FY 2023	FY 2024	FY 2025	Total
REVENUE SOURCES							
General Obligation Bonds	0	47,448	0	0	0	0	47,448
Total Revenues	0	47,448	0	0	0	0	47,448
EXPENDITURE TYPES							
Vehicles CAP	0	47,448	0	0	0	0	47,448
Total Expenditures	0	47,448	0	0	0	0	47,448

FY2021 Capital Acquisition Detail

Division/Legal Level	Detailed Description	Units	Estimated Cost Per Unit	Total Cost - GO Bonds	Division Total
LIBRARY SERVICES - GS0221I					
Library	1/2-ton Crew Cab LWB Truck	1	\$28,448	\$28,448	
Library	4-cylinder Sedan	1	\$19,000	\$19,000	
Total Library Services					\$47,448



Current Year Division Summary

	Carry Forward	FY 2021
REVENUE SOURCES		
General Obligation Bonds	1,500,000	10,000,000
Total Revenues	1,500,000	10,000,000
EXPENDITURE TYPES		
Contract Construction	1,320,000	10,000,000
Architecture and Engineering	180,000	0
Total Expenditures	1,500,000	10,000,000

Five Year Division Summary

	Carry Forward	FY 2021	FY 2022	FY 2023	FY 2024	FY 2025	Total
REVENUE SOURCES							
General Obligation Bonds	1,500,000	10,000,000	3,000,000	1,100,000	0	0	15,600,000
Total Revenues	1,500,000	10,000,000	3,000,000	1,100,000	0	0	15,600,000
EXPENDITURE TYPES							
Architecture and Engineering	180,000	0	0	0	0	0	180,000
Contract Construction	1,320,000	10,000,000	3,000,000	1,100,000	0	0	15,420,000
Total Expenditures	1,500,000	10,000,000	3,000,000	1,100,000	0	0	15,600,000

Housing and Community Development • Summary by Project

Reference Number	Project Number	Project Name	Carry Forward	FY 2021	FY 2022	FY 2023	FY 2024	FY 2025	Total
1	CD01030	MHA-Foote Future Hope VI	0	6,000,000	0	0	0	0	6,000,000
2	CD01097	Klondike-Smokey City	1,500,000	0	0	0	0	0	1,500,000
3	CD02016	Fairgrounds Redevelopment II	0	4,000,000	3,000,000	1,100,000	0	0	8,100,000
Total All Projects			1,500,000	10,000,000	3,000,000	1,100,000	0	0	15,600,000

Project Reference No. 1

Project Name	MHA-Foote Future HOPE VI
Project Number	CD01030
Project Description/ Justification	Redevelopment of the Foote Homes Public Housing site and the surrounding Choice Neighborhood Initiative (CNI) planning area (Beale Street/Union Ave on the North; E.H. Crump Blvd & Railroad Right-of-Way (ROW) on the South; Walnut St (East); and Kansas/Front St to the West). Contractual commitment through 2021.
Operating Budget Impact	None
Council District	6
Project Spend to Date	20,341,686

Project Detail • Current Year

	Carry Forward	FY 2021
REVENUE SOURCES		
General Obligation Bonds	0	6,000,000
Total Revenues	0	6,000,000
EXPENDITURE TYPES		
Contract Construction	0	6,000,000
Total Expenditures	0	6,000,000

Project Detail • 5 Year Summary

	Carry Forward	FY 2021	FY 2022	FY 2023	FY 2024	FY 2025	Total
REVENUE SOURCES							
General Obligation Bonds	0	6,000,000	0	0	0	0	6,000,000
Total Revenues	0	6,000,000	0	0	0	0	6,000,000
EXPENDITURE TYPES							
Contract Construction	0	6,000,000	0	0	0	0	6,000,000
Total Expenditures	0	6,000,000	0	0	0	0	6,000,000

Project Name Klondike-Smokey City

Project Number	CD01097
Project Description/ Justification	The enhancement of the sidewalks, street, landscaping, and lighting along Jackson Avenue to encourage new investments, provide additional curbside parking, and calm traffic speeds. Neighborhood residents, business owners, and property owners will all benefit.
Operating Budget Impact	None
Council District	7
Project Spend to Date	327,846

Project Detail • Current Year

	Carry Forward	FY 2021
REVENUE SOURCES		
General Obligation Bonds	1,500,000	0
Total Revenues	1,500,000	0
EXPENDITURE TYPES		
Architecture and Engineering	180,000	0
Contract Construction	1,320,000	0
Total Expenditures	1,500,000	0

Project Detail • 5 Year Summary

	Carry Forward	FY 2021	FY 2022	FY 2023	FY 2024	FY 2025	Total
REVENUE SOURCES							
General Obligation Bonds	1,500,000	0	0	0	0	0	1,500,000
Total Revenues	1,500,000	0	0	0	0	0	1,500,000
EXPENDITURE TYPES							
Architecture and Engineering	180,000	0	0	0	0	0	180,000
Contract Construction	1,320,000	0	0	0	0	0	1,320,000
Total Expenditures	1,500,000	0	0	0	0	0	1,500,000

Project Name	Fairgrounds Redevelopment II
Project Number	CD02016
Project Description/ Justification	This project, Phase 2, is a sub-project of the Fairgrounds Redevelopment. It includes the CIP funding for critical infrastructure and campus improvements. The 3 main entrances to the Fairgrounds campus will be improved: Young Ave at E. Parkway S.; Early Maxwell at Central Ave; and Early Maxwell at Southern Ave. Young Ave. will be straightened, and lighting, landscaping and sidewalks will be improved along Early Maxwell. Monument signs will be added to the 3 entrances. This sub-project will also fund the relocation of the existing track and football field to Tobey Park.
Operating Budget Impact	None
Council District	4
Project Spend to Date	1,883,792

Project Detail • Current Year

	Carry Forward	FY 2021
REVENUE SOURCES		
General Obligation Bonds	0	4,000,000
Total Revenues	0	4,000,000
EXPENDITURE TYPES		
Contract Construction	0	4,000,000
Total Expenditures	0	4,000,000

Project Detail • 5 Year Summary

	Carry Forward	FY 2021	FY 2022	FY 2023	FY 2024	FY 2025	Total
REVENUE SOURCES							
General Obligation Bonds	0	4,000,000	3,000,000	1,100,000	0	0	8,100,000
Total Revenues	0	4,000,000	3,000,000	1,100,000	0	0	8,100,000
EXPENDITURE TYPES							
Contract Construction	0	4,000,000	3,000,000	1,100,000	0	0	8,100,000
Total Expenditures	0	4,000,000	3,000,000	1,100,000	0	0	8,100,000



Current Year Division Summary

	Carry Forward	FY 2021
REVENUE SOURCES		
General Obligation Bonds	0	8,050,000
Total Revenues	0	8,050,000
EXPENDITURE TYPES		
Information Technology	0	8,050,000
Total Expenditures	0	8,050,000

Five Year Division Summary

	Carry Forward	FY 2021	FY 2022	FY 2023	FY 2024	FY 2025	Total
REVENUE SOURCES							
General Obligation Bonds	0	8,050,000	950,000	750,000	0	0	9,750,000
Total Revenues	0	8,050,000	950,000	750,000	0	0	9,750,000
EXPENDITURE TYPES							
Information Technology	0	8,050,000	950,000	750,000	0	0	9,750,000
Total Expenditures	0	8,050,000	950,000	750,000	0	0	9,750,000

Information Technology • Summary by Project

Reference Number	Project Number	Project Name	Carry Forward	FY 2021	FY 2022	FY 2023	FY 2024	FY 2025	Total
1	IS01062	Telephone Systems Upgrade	0	5,300,000	0	0	0	0	5,300,000
2	IS01077	Time & Attendance System	0	1,500,000	0	0	0	0	1,500,000
3	IS01081	Data Center Relocation	0	550,000	200,000	0	0	0	750,000
4	IS01083	Desktop & App Infrastructure	0	500,000	750,000	750,000	0	0	2,000,000
5	IS01084	Network Infrastructure Upgrade	0	200,000	0	0	0	0	200,000
Total All Projects			0	8,050,000	950,000	750,000	0	0	9,750,000

Project Reference No. 1

Project Name	Telephone Systems Upgrade
Project Number	IS01062
Project Description/ Justification	This project upgrades or replaces existing telephone systems in all Divisions as required to bring them into compliance with the City's standard. This will improve the efficiency of service centers currently working with obsolete systems and allow them to provide better service.
Operating Budget Impact	The project will have a positive impact on the operating budget for the following reasons: 1) new systems will require less maintenance; 2) when service is needed, parts will be less expensive and more readily available; 3) bringing all telephone systems under a single standard leverages the knowledge base of the City's Telecommunications support staff.
Council District	Various
Project Spend to Date	2,395,578

Project Detail • Current Year

	Carry Forward	FY 2021
REVENUE SOURCES		
General Obligation Bonds	0	5,300,000
Total Revenues	0	5,300,000
EXPENDITURE TYPES		
Information Technology	0	5,300,000
Total Expenditures	0	5,300,000

Project Detail • 5 Year Summary

	Carry Forward	FY 2021	FY 2022	FY 2023	FY 2024	FY 2025	Total
REVENUE SOURCES							
General Obligation Bonds	0	5,300,000	0	0	0	0	5,300,000
Total Revenues	0	5,300,000	0	0	0	0	5,300,000
EXPENDITURE TYPES							
Information Technology	0	5,300,000	0	0	0	0	5,300,000
Total Expenditures	0	5,300,000	0	0	0	0	5,300,000

Project Name Time & Attendance System

Project Number	IS01077
Project Description/ Justification	Hardware and software solutions for hourly employee timekeeping process
Operating Budget Impact	Vendor hosting fee and annual software and maintenance costs
Council District	Various
Project Spend to Date	1,424,397

Project Detail • Current Year

	Carry Forward	FY 2021
REVENUE SOURCES		
General Obligation Bonds	0	1,500,000
Total Revenues	0	1,500,000
EXPENDITURE TYPES		
Information Technology	0	1,500,000
Total Expenditures	0	1,500,000

Project Detail • 5 Year Summary

	Carry Forward	FY 2021	FY 2022	FY 2023	FY 2024	FY 2025	Total
REVENUE SOURCES							
General Obligation Bonds	0	1,500,000	0	0	0	0	1,500,000
Total Revenues	0	1,500,000	0	0	0	0	1,500,000
EXPENDITURE TYPES							
Information Technology	0	1,500,000	0	0	0	0	1,500,000
Total Expenditures	0	1,500,000	0	0	0	0	1,500,000

Project Name	Data Center Relocation
Project Number	IS01081
Project Description/ Justification	This project provides funds to relocate the existing data center from City Hall to Central Library, which is a more efficient facility. Project began in FY19 and is scheduled for completion in FY22. \$1,500,000 was previously appropriated and spent.
Operating Budget Impact	None
Council District	5
Project Spend to Date	1,489,009

Project Detail • Current Year

	Carry Forward	FY 2021
REVENUE SOURCES		
General Obligation Bonds	0	550,000
Total Revenues	0	550,000
EXPENDITURE TYPES		
Information Technology	0	550,000
Total Expenditures	0	550,000

Project Detail • 5 Year Summary

	Carry Forward	FY 2021	FY 2022	FY 2023	FY 2024	FY 2025	Total
REVENUE SOURCES							
General Obligation Bonds	0	550,000	200,000	0	0	0	750,000
Total Revenues	0	550,000	200,000	0	0	0	750,000
EXPENDITURE TYPES							
Information Technology	0	550,000	200,000	0	0	0	750,000
Total Expenditures	0	550,000	200,000	0	0	0	750,000

Project Name Desktop & App Infrastructure

Project Number	IS01083
Project Description/ Justification	This project provides funds to replace obsolete desktop and application hardware and software. Project began in FY19 and is scheduled for completion in FY23 at an estimated cost of completion of \$3,700,000, of which \$1,700,000 was previously appropriated.
Operating Budget Impact	None
Council District	Various
Project Spend to Date	533,413

Project Detail • Current Year

	Carry Forward	FY 2021
REVENUE SOURCES		
General Obligation Bonds	0	500,000
Total Revenues	0	500,000
EXPENDITURE TYPES		
Information Technology	0	500,000
Total Expenditures	0	500,000

Project Detail • 5 Year Summary

	Carry Forward	FY 2021	FY 2022	FY 2023	FY 2024	FY 2025	Total
REVENUE SOURCES							
General Obligation Bonds	0	500,000	750,000	750,000	0	0	2,000,000
Total Revenues	0	500,000	750,000	750,000	0	0	2,000,000
EXPENDITURE TYPES							
Information Technology	0	500,000	750,000	750,000	0	0	2,000,000
Total Expenditures	0	500,000	750,000	750,000	0	0	2,000,000

Project Name	Network Infrastructure Upgrade
Project Number	IS01084
Project Description/ Justification	This project will provide funds to upgrade obsolete network hardware and software. Project began in FY18 and is scheduled for completion in FY21 at an estimated cost of completion of \$1,900,000, of which \$1,700,000 has been appropriated.
Operating Budget Impact	None
Council District	Various
Project Spend to Date	1,559,976

Project Detail • Current Year

	Carry Forward	FY 2021
REVENUE SOURCES		
General Obligation Bonds	0	200,000
Total Revenues	0	200,000
EXPENDITURE TYPES		
Information Technology	0	200,000
Total Expenditures	0	200,000

Project Detail • 5 Year Summary

	Carry Forward	FY 2021	FY 2022	FY 2023	FY 2024	FY 2025	Total
REVENUE SOURCES							
General Obligation Bonds	0	200,000	0	0	0	0	200,000
Total Revenues	0	200,000	0	0	0	0	200,000
EXPENDITURE TYPES							
Information Technology	0	200,000	0	0	0	0	200,000
Total Expenditures	0	200,000	0	0	0	0	200,000



Current Year Division Summary

	Carry Forward	FY 2021
REVENUE SOURCES		
General Obligation Bonds	0	3,870,000
Total Revenues	0	3,870,000
EXPENDITURE TYPES		
Contract Construction	0	3,870,000
Total Expenditures	0	3,870,000

Five Year Division Summary

	Carry Forward	FY 2021	FY 2022	FY 2023	FY 2024	FY 2025	Total
REVENUE SOURCES							
General Obligation Bonds	0	3,870,000	2,420,000	0	0	0	6,290,000
Total Revenues	0	3,870,000	2,420,000	0	0	0	6,290,000
EXPENDITURE TYPES							
Contract Construction	0	3,870,000	2,420,000	0	0	0	6,290,000
Total Expenditures	0	3,870,000	2,420,000	0	0	0	6,290,000

Library Services • Summary by Project

Reference Number	Project Number	Project Name	Carry Forward	FY 2021	FY 2022	FY 2023	FY 2024	FY 2025	Total
1	LI01030	New Frayser Library	0	3,870,000	2,420,000	0	0	0	6,290,000
Total All Projects			0	3,870,000	2,420,000	0	0	0	6,290,000

Project Reference No. 1

LIBRARY SERVICES • DETAIL BY PROJECT

Project Name	New Frayser Library
Project Number	LI01030
Project Description/ Justification	This project will replace the current 6,400 sq. ft. Frayser Branch with a 25,000 sq. ft. branch. The existing branch serves a large population that generates extremely high customer usage/demand, averaging close to 100,000+ annual visitors. The existing property is landlocked with no room for additional building expansion and parking. The new branch will offer expanded service, including a larger collection of materials, community meeting/study facilities, increased public computer capacity, and expanded regular and handicap parking.
Operating Budget Impact	None
Council District	7
Project Spend to Date	596,220

Project Detail • Current Year

	Carry Forward	FY 2021
REVENUE SOURCES		
General Obligation Bonds	0	3,870,000
Total Revenues	0	3,870,000
EXPENDITURE TYPES		
Contract Construction	0	3,870,000
Total Expenditures	0	3,870,000

Project Detail • 5 Year Summary

	Carry Forward	FY 2021	FY 2022	FY 2023	FY 2024	FY 2025	Total
REVENUE SOURCES							
General Obligation Bonds	0	3,870,000	2,420,000	0	0	0	6,290,000
Total Revenues	0	3,870,000	2,420,000	0	0	0	6,290,000
EXPENDITURE TYPES							
Contract Construction	0	3,870,000	2,420,000	0	0	0	6,290,000
Total Expenditures	0	3,870,000	2,420,000	0	0	0	6,290,000



Current Year Division Summary

	Carry Forward	FY 2021
REVENUE SOURCES		
General Obligation Bonds	2,291,750	1,958,500
Total Revenues	2,291,750	1,958,500
EXPENDITURE TYPES		
Other Cost	304,000	725,000
Furniture Fixture Equipment	537,750	0
Contract Construction	1,450,000	0
Land Acquisition	0	1,159,840
Architecture and Engineering	0	73,660
Total Expenditures	2,291,750	1,958,500

Five Year Division Summary

	Carry Forward	FY 2021	FY 2022	FY 2023	FY 2024	FY 2025	Total
REVENUE SOURCES							
General Obligation Bonds	2,291,750	1,958,500	7,496,212	8,504,333	8,504,333	1,655,000	30,410,128
Total Revenues	2,291,750	1,958,500	7,496,212	8,504,333	8,504,333	1,655,000	30,410,128
EXPENDITURE TYPES							
Architecture and Engineering	0	73,660	0	0	0	0	73,660
Contract Construction	1,450,000	0	5,921,212	6,707,778	6,707,778	800,000	21,586,768
Furniture Fixture Equipment	537,750	0	0	941,555	941,555	0	2,420,860
Land Acquisition	0	1,159,840	0	0	0	0	1,159,840
Other Cost	304,000	725,000	1,575,000	855,000	855,000	855,000	5,169,000
Total Expenditures	2,291,750	1,958,500	7,496,212	8,504,333	8,504,333	1,655,000	30,410,128

MATA • Summary by Project

Reference Number	Project Number	Project Name	Carry Forward	FY 2021	FY 2022	FY 2023	FY 2024	FY 2025	Total
1	GA03007	MATA-Fixed Route Buses	0	360,000	360,000	360,000	360,000	360,000	1,800,000
2	GA03011	MATA-Paratransit In-Service	841,750	50,000	50,000	50,000	50,000	50,000	1,091,750
3	GA03022	MATA-Adv Public Transp System	0	50,000	200,000	200,000	200,000	200,000	850,000
4	GA03023	MATA-Operations/Maint Facility	1,450,000	73,660	1,400,000	2,000,000	2,000,000	800,000	7,723,660
5	GA03024	Rail Facility Improvements	0	50,000	80,000	80,000	80,000	80,000	370,000
6	GA03025	Bus Facility Improvements	0	50,000	165,000	165,000	165,000	165,000	710,000
7	GA03026	Rail Vehicles	0	165,000	720,000	0	0	0	885,000
8	GA03028	Innovation Corridor BRT	0	1,159,840	4,521,212	5,649,333	5,649,333	0	16,979,718
Total All Projects			2,291,750	1,958,500	7,496,212	8,504,333	8,504,333	1,655,000	30,410,128

Project Name	MATA-Fixed Route Buses
Project Number	GA03007
Project Description/ Justification	This project provides funding for the purchase of buses to replace buses that have reached the end of their useful service life. MATA plans to replace a large number of vehicles using a higher percentage of local funding to bring the fleet to a state of good repair. Discretionary grant funding requires a minimum 20% local match. A 40% local match has been programmed for the next 5-year period to be more competitive with federal discretionary grants.
Operating Budget Impact	None
Council District	N/A
Project Spend to Date	14,473,882

Project Detail • Current Year

	Carry Forward	FY 2021
REVENUE SOURCES		
General Obligation Bonds	0	360,000
Total Revenues	0	360,000
EXPENDITURE TYPES		
Other Cost	0	360,000
Total Expenditures	0	360,000

Project Detail • 5 Year Summary

	Carry Forward	FY 2021	FY 2022	FY 2023	FY 2024	FY 2025	Total
REVENUE SOURCES							
General Obligation Bonds	0	360,000	360,000	360,000	360,000	360,000	1,800,000
Total Revenues	0	360,000	360,000	360,000	360,000	360,000	1,800,000
EXPENDITURE TYPES							
Other Cost	0	360,000	360,000	360,000	360,000	360,000	1,800,000
Total Expenditures	0	360,000	360,000	360,000	360,000	360,000	1,800,000

Project Name MATA-Paratransit In-Service

Project Number	GA03011
Project Description/ Justification	This project provides funding for the purchase of paratransit vehicles to replace vehicles that have reached the end of their useful service life. This project will allow MATA to provide efficient service to persons with disabilities in the Memphis area. MATA is making an effort to incorporate smaller vehicles and alternative fuel vehicles into the fleet and may choose to purchase a smaller or larger number of vehicles with the funds provided for this project.
Operating Budget Impact	New buses reduce operating costs since they replace buses that have met their useful service life and had high maintenance costs. The new buses have a one-year warranty on all parts and additional years for major components.
Council District	N/A
Project Spend to Date	2,768,738

Project Detail • Current Year

	Carry Forward	FY 2021
REVENUE SOURCES		
General Obligation Bonds	841,750	50,000
Total Revenues	841,750	50,000
EXPENDITURE TYPES		
Furniture Fixture Equipment	537,750	0
Other Cost	304,000	50,000
Total Expenditures	841,750	50,000

Project Detail • 5 Year Summary

	Carry Forward	FY 2021	FY 2022	FY 2023	FY 2024	FY 2025	Total
REVENUE SOURCES							
General Obligation Bonds	841,750	50,000	50,000	50,000	50,000	50,000	1,091,750
Total Revenues	841,750	50,000	50,000	50,000	50,000	50,000	1,091,750
EXPENDITURE TYPES							
Furniture Fixture Equipment	537,750	0	0	0	0	0	537,750
Other Cost	304,000	50,000	50,000	50,000	50,000	50,000	554,000
Total Expenditures	841,750	50,000	50,000	50,000	50,000	50,000	1,091,750

Project Name	MATA-Adv Public Transp System
Project Number	GA03022
Project Description/ Justification	This project provides continuing enhancements and upgrades to the APTS/ITS system on an annual basis. Enhancements and upgrades to the existing ITS system will include complementary elements such as fare collection/distribution equipment, dispatch, GMMS, HRTS software, traffic signal priority equipment, and various other accounting management systems. This project also includes complete replacement of the fareboxes on the entire revenue vehicle fleet.
Operating Budget Impact	None
Council District	N/A
Project Spend to Date	2,198,339

Project Detail • Current Year

	Carry Forward	FY 2021
REVENUE SOURCES		
General Obligation Bonds	0	50,000
Total Revenues	0	50,000
EXPENDITURE TYPES		
Other Cost	0	50,000
Total Expenditures	0	50,000

Project Detail • 5 Year Summary

	Carry Forward	FY 2021	FY 2022	FY 2023	FY 2024	FY 2025	Total
REVENUE SOURCES							
General Obligation Bonds	0	50,000	200,000	200,000	200,000	200,000	850,000
Total Revenues	0	50,000	200,000	200,000	200,000	200,000	850,000
EXPENDITURE TYPES							
Other Cost	0	50,000	200,000	200,000	200,000	200,000	850,000
Total Expenditures	0	50,000	200,000	200,000	200,000	200,000	850,000

Project Name MATA-Operations/Maint Facility

Project Number	GA03023
Project Description/ Justification	This project provides funds for the replacement of MATA's existing Bus Operations & Maintenance facility and the relocation of its administrative offices to a new location. The existing location on Levee Road has serious surface and subsurface issues associated with continuing subsidence. A feasibility study determined that the site is not viable in the long term and another site is needed.
Operating Budget Impact	None
Council District	N/A
Project Spend to Date	167,912

Project Detail • Current Year

	Carry Forward	FY 2021
REVENUE SOURCES		
General Obligation Bonds	1,450,000	73,660
Total Revenues	1,450,000	73,660
EXPENDITURE TYPES		
Architecture and Engineering	0	73,660
Contract Construction	1,450,000	0
Total Expenditures	1,450,000	73,660

Project Detail • 5 Year Summary

	Carry Forward	FY 2021	FY 2022	FY 2023	FY 2024	FY 2025	Total
REVENUE SOURCES							
General Obligation Bonds	1,450,000	73,660	1,400,000	2,000,000	2,000,000	800,000	7,723,660
Total Revenues	1,450,000	73,660	1,400,000	2,000,000	2,000,000	800,000	7,723,660
EXPENDITURE TYPES							
Architecture and Engineering	0	73,660	0	0	0	0	73,660
Contract Construction	1,450,000	0	1,400,000	2,000,000	2,000,000	800,000	7,650,000
Total Expenditures	1,450,000	73,660	1,400,000	2,000,000	2,000,000	800,000	7,723,660

Project Name	Rail Facility Improvements
Project Number	GA03024
Project Description/ Justification	This project provides funds for rehabilitation, repair, upgrade or replacement of major elements of the downtown rail trolley system. This includes investments in the track, stations, vehicles and other infrastructure such as electrical equipment, trolleys, catenary wires, the operations and maintenance facility, elastomeric grout, etc.
Operating Budget Impact	None
Council District	N/A
Project Spend to Date	1,133,730

Project Detail • Current Year

	Carry Forward	FY 2021
REVENUE SOURCES		
General Obligation Bonds	0	50,000
Total Revenues	0	50,000
EXPENDITURE TYPES		
Other Cost	0	50,000
Total Expenditures	0	50,000

Project Detail • 5 Year Summary

	Carry Forward	FY 2021	FY 2022	FY 2023	FY 2024	FY 2025	Total
REVENUE SOURCES							
General Obligation Bonds	0	50,000	80,000	80,000	80,000	80,000	370,000
Total Revenues	0	50,000	80,000	80,000	80,000	80,000	370,000
EXPENDITURE TYPES							
Other Cost	0	50,000	80,000	80,000	80,000	80,000	370,000
Total Expenditures	0	50,000	80,000	80,000	80,000	80,000	370,000

Project Name Bus Facility Improvements

Project Number	GA03025
Project Description/ Justification	This project provides funds for periodic improvements of certain portions of MATA's buildings and grounds, which is necessary to keep MATA's operations, maintenance and administrative facilities functioning in an effective manner. Projects include HVAC improvements, security systems, painting, paving, bus stops, shelters, etc.
Operating Budget Impact	None
Council District	N/A
Project Spend to Date	543,711

Project Detail • Current Year

	Carry Forward	FY 2021
REVENUE SOURCES		
General Obligation Bonds	0	50,000
Total Revenues	0	50,000
EXPENDITURE TYPES		
Other Cost	0	50,000
Total Expenditures	0	50,000

Project Detail • 5 Year Summary

	Carry Forward	FY 2021	FY 2022	FY 2023	FY 2024	FY 2025	Total
REVENUE SOURCES							
General Obligation Bonds	0	50,000	165,000	165,000	165,000	165,000	710,000
Total Revenues	0	50,000	165,000	165,000	165,000	165,000	710,000
EXPENDITURE TYPES							
Other Cost	0	50,000	165,000	165,000	165,000	165,000	710,000
Total Expenditures	0	50,000	165,000	165,000	165,000	165,000	710,000

Project Name	Rail Vehicles
Project Number	GA03026
Project Description/ Justification	MATA plans to purchase new and/or rehabilitate existing rail vehicles to return them to a state of good repair that meets FTA safety standards.
Operating Budget Impact	None
Council District	N/A
Project Spend to Date	1,099,076

Project Detail • Current Year

	Carry Forward	FY 2021
REVENUE SOURCES		
General Obligation Bonds	0	165,000
Total Revenues	0	165,000
EXPENDITURE TYPES		
Other Cost	0	165,000
Total Expenditures	0	165,000

Project Detail • 5 Year Summary

	Carry Forward	FY 2021	FY 2022	FY 2023	FY 2024	FY 2025	Total
REVENUE SOURCES							
General Obligation Bonds	0	165,000	720,000	0	0	0	885,000
Total Revenues	0	165,000	720,000	0	0	0	885,000
EXPENDITURE TYPES							
Other Cost	0	165,000	720,000	0	0	0	885,000
Total Expenditures	0	165,000	720,000	0	0	0	885,000

Project Name Innovation Corridor BRT

Project Number	GA03028
Project Description/ Justification	This project will provide funds for the development of a new Bus Rapid Transit (BRT) line connecting downtown with The University of Memphis.
Operating Budget Impact	None
Council District	Various
Project Spend to Date	0

Project Detail • Current Year

	Carry Forward	FY 2021
REVENUE SOURCES		
General Obligation Bonds	0	1,159,840
Total Revenues	0	1,159,840
EXPENDITURE TYPES		
Land Acquisition	0	1,159,840
Total Expenditures	0	1,159,840

Project Detail • 5 Year Summary

	Carry Forward	FY 2021	FY 2022	FY 2023	FY 2024	FY 2025	Total
REVENUE SOURCES							
General Obligation Bonds	0	1,159,840	4,521,212	5,649,333	5,649,333	0	16,979,718
Total Revenues	0	1,159,840	4,521,212	5,649,333	5,649,333	0	16,979,718
EXPENDITURE TYPES							
Contract Construction	0	0	4,521,212	4,707,778	4,707,778	0	13,936,768
Furniture Fixture Equipment	0	0	0	941,555	941,555	0	1,883,110
Land Acquisition	0	1,159,840	0	0	0	0	1,159,840
Total Expenditures	0	1,159,840	4,521,212	5,649,333	5,649,333	0	16,979,718

Current Year Division Summary

	Carry Forward	FY 2021
REVENUE SOURCES		
General Obligation Bonds	400,000	200,000
Total Revenues	400,000	200,000
EXPENDITURE TYPES		
Contract Construction	400,000	200,000
Total Expenditures	400,000	200,000

Five Year Division Summary

	Carry Forward	FY 2021	FY 2022	FY 2023	FY 2024	FY 2025	Total
REVENUE SOURCES							
General Obligation Bonds	400,000	200,000	0	0	0	0	600,000
Total Revenues	400,000	200,000	0	0	0	0	600,000
EXPENDITURE TYPES							
Contract Construction	400,000	200,000	0	0	0	0	600,000
Total Expenditures	400,000	200,000	0	0	0	0	600,000

Memphis River Parks • Summary by Project

Reference Number	Project Number	Project Name	Carry Forward	FY 2021	FY 2022	FY 2023	FY 2024	FY 2025	Total
1	GA01028	Mud Island Amphitheater	0	200,000	0	0	0	0	200,000
2	GA01029	Mud Island / Beale Street	400,000	0	0	0	0	0	400,000
Total All Projects			400,000	200,000	0	0	0	0	600,000

Project Name	Mud Island Amphitheater
Project Number	GA01028
Project Description/ Justification	This project will provide funds for upgrades at the Mud Island Amphitheater, an outdoor concert and event venue with a 5,000+ seating capacity. Additional concession stands have been added since the facility opened in 1982, but no significant renovations have ever been done.
Operating Budget Impact	None
Council District	6
Project Spend to Date	0

Project Detail • Current Year

	Carry Forward	FY 2021
REVENUE SOURCES		
General Obligation Bonds	0	200,000
Total Revenues	0	200,000
EXPENDITURE TYPES		
Contract Construction	0	200,000
Total Expenditures	0	200,000

Project Detail • 5 Year Summary

	Carry Forward	FY 2021	FY 2022	FY 2023	FY 2024	FY 2025	Total
REVENUE SOURCES							
General Obligation Bonds	0	200,000	0	0	0	0	200,000
Total Revenues	0	200,000	0	0	0	0	200,000
EXPENDITURE TYPES							
Contract Construction	0	200,000	0	0	0	0	200,000
Total Expenditures	0	200,000	0	0	0	0	200,000

Project Name Mud Island / Beale Street

Project Number	GA01029
Project Description/ Justification	Funds will be used for the following projects at Mud Island: 1) Escalator and elevator repairs; 2) Replacement of flagpoles; and 3) Energy efficiency of lights on the Walk Bridge. Funds will also be used for the repair of settling concrete at Beale Street Landing.
Operating Budget Impact	None
Council District	6
Project Spend to Date	0

Project Detail • Current Year

	Carry Forward	FY 2021
REVENUE SOURCES		
General Obligation Bonds	400,000	0
Total Revenues	400,000	0
EXPENDITURE TYPES		
Contract Construction	400,000	0
Total Expenditures	400,000	0

Project Detail • 5 Year Summary

	Carry Forward	FY 2021	FY 2022	FY 2023	FY 2024	FY 2025	Total
REVENUE SOURCES							
General Obligation Bonds	400,000	0	0	0	0	0	400,000
Total Revenues	400,000	0	0	0	0	0	400,000
EXPENDITURE TYPES							
Contract Construction	400,000	0	0	0	0	0	400,000
Total Expenditures	400,000	0	0	0	0	0	400,000

Current Year Division Summary

	Carry Forward	FY 2021
REVENUE SOURCES		
General Obligation Bonds	416,034	6,450,000
Total Revenues	416,034	6,450,000
EXPENDITURE TYPES		
Contract Construction	416,034	6,060,000
Architecture and Engineering	0	240,000
Furniture Fixture Equipment	0	150,000
Total Expenditures	416,034	6,450,000

Five Year Division Summary

	Carry Forward	FY 2021	FY 2022	FY 2023	FY 2024	FY 2025	Total
REVENUE SOURCES							
General Obligation Bonds	416,034	6,450,000	8,800,000	5,350,000	5,250,000	5,100,000	31,366,034
Total Revenues	416,034	6,450,000	8,800,000	5,350,000	5,250,000	5,100,000	31,366,034
EXPENDITURE TYPES							
Architecture and Engineering	0	240,000	350,000	500,000	540,000	530,000	2,160,000
Contract Construction	416,034	6,060,000	8,150,000	4,550,000	4,410,000	4,270,000	27,856,034
Furniture Fixture Equipment	0	150,000	300,000	300,000	300,000	300,000	1,350,000
Total Expenditures	416,034	6,450,000	8,800,000	5,350,000	5,250,000	5,100,000	31,366,034

Parks Services • Summary by Project

Reference Number	Project Number	Project Name	Carry Forward	FY 2021	FY 2022	FY 2023	FY 2024	FY 2025	Total
1	PK01032	Ed Rice Comm Ctr Replacement	0	1,700,000	4,300,000	0	0	0	6,000,000
2	PK03004	Tennis Major Maintenance	0	600,000	750,000	600,000	500,000	350,000	2,800,000
3	PK07012	Greenway Improvements	116,034	0	1,500,000	1,500,000	1,500,000	1,500,000	6,116,034
4	PK09002	Zoo Major Maintenance & Others	300,000	250,000	250,000	250,000	250,000	250,000	1,550,000
5	PK21100	Parks Coverline FY21	0	2,500,000	2,000,000	3,000,000	3,000,000	3,000,000	13,500,000
6	PK21200	Council Improvements for Parks	0	1,400,000	0	0	0	0	1,400,000
Total All Projects			416,034	6,450,000	8,800,000	5,350,000	5,250,000	5,100,000	31,366,034

Project Name Ed Rice Comm Ctr Replacement

Project Number	PK01032
Project Description/ Justification	This project will provide funds for construction to replace the existing Ed Rice Community Center. Total cost is approximately \$8 million; \$2 million was appropriated in FY2019. Construction is projected to start August 2020 and be completed Summer/Fall 2021.
Operating Budget Impact	None
Council District	7
Project Spend to Date	537,329

Project Detail • Current Year

	Carry Forward	FY 2021
REVENUE SOURCES		
General Obligation Bonds	0	1,700,000
Total Revenues	0	1,700,000
EXPENDITURE TYPES		
Contract Construction	0	1,700,000
Total Expenditures	0	1,700,000

Project Detail • 5 Year Summary

	Carry Forward	FY 2021	FY 2022	FY 2023	FY 2024	FY 2025	Total
REVENUE SOURCES							
General Obligation Bonds	0	1,700,000	4,300,000	0	0	0	6,000,000
Total Revenues	0	1,700,000	4,300,000	0	0	0	6,000,000
EXPENDITURE TYPES							
Contract Construction	0	1,700,000	4,300,000	0	0	0	6,000,000
Total Expenditures	0	1,700,000	4,300,000	0	0	0	6,000,000

Project Name Tennis Major Maintenance

Project Number	PK03004
Project Description/ Justification	This project provides funds for the reconstruction of new courts and resurfacing of existing outdoor courts at Eldon Roarke, Frayser, Raleigh, Singleton and Wolbrecht tennis centers. FY2021 funds will be used for Frayser and Singleton tennis centers.
Operating Budget Impact	None
Council District	Various
Project Spend to Date	1,593,345

Project Detail • Current Year

	Carry Forward	FY 2021
REVENUE SOURCES		
General Obligation Bonds	0	600,000
Total Revenues	0	600,000
EXPENDITURE TYPES		
Architecture and Engineering	0	40,000
Contract Construction	0	560,000
Total Expenditures	0	600,000

Project Detail • 5 Year Summary

	Carry Forward	FY 2021	FY 2022	FY 2023	FY 2024	FY 2025	Total
REVENUE SOURCES							
General Obligation Bonds	0	600,000	750,000	600,000	500,000	350,000	2,800,000
Total Revenues	0	600,000	750,000	600,000	500,000	350,000	2,800,000
EXPENDITURE TYPES							
Architecture and Engineering	0	40,000	50,000	40,000	30,000	20,000	180,000
Contract Construction	0	560,000	700,000	560,000	470,000	330,000	2,620,000
Total Expenditures	0	600,000	750,000	600,000	500,000	350,000	2,800,000

Project Name	Greenway Improvements
Project Number	PK07012
Project Description/ Justification	This project provides funds per the memorandum of understanding (MOU) with the Wolf River Conservancy for yearly funding for segments of the Wolf River Greenway over a 5-year period.
Operating Budget Impact	None
Council District	Various
Project Spend to Date	4,596,040

Project Detail • Current Year

	Carry Forward	FY 2021
REVENUE SOURCES		
General Obligation Bonds	116,034	0
Total Revenues	116,034	0
EXPENDITURE TYPES		
Architecture and Engineering	0	0
Contract Construction	116,034	0
Total Expenditures	116,034	0

Project Detail • 5 Year Summary

	Carry Forward	FY 2021	FY 2022	FY 2023	FY 2024	FY 2025	Total
REVENUE SOURCES							
General Obligation Bonds	116,034	0	1,500,000	1,500,000	1,500,000	1,500,000	6,116,034
Total Revenues	116,034	0	1,500,000	1,500,000	1,500,000	1,500,000	6,116,034
EXPENDITURE TYPES							
Architecture and Engineering	0	0	100,000	100,000	150,000	150,000	500,000
Contract Construction	116,034	0	1,400,000	1,400,000	1,350,000	1,350,000	5,616,034
Total Expenditures	116,034	0	1,500,000	1,500,000	1,500,000	1,500,000	6,116,034

Project Name Zoo Major Maintenance & Others

Project Number	PK09002
Project Description/ Justification	This project provides funding for the Memphis Zoological Society to help fund exhibit and grounds major repair, maintenance projects and emergency repairs as needed. Funds carried forward from FY2020 will be used for parking enhancements.
Operating Budget Impact	None
Council District	5
Project Spend to Date	6,267,796

Project Detail • Current Year

	Carry Forward	FY 2021
REVENUE SOURCES		
General Obligation Bonds	300,000	250,000
Total Revenues	300,000	250,000
EXPENDITURE TYPES		
Contract Construction	300,000	250,000
Total Expenditures	300,000	250,000

Project Detail • 5 Year Summary

	Carry Forward	FY 2021	FY 2022	FY 2023	FY 2024	FY 2025	Total
REVENUE SOURCES							
General Obligation Bonds	300,000	250,000	250,000	250,000	250,000	250,000	1,550,000
Total Revenues	300,000	250,000	250,000	250,000	250,000	250,000	1,550,000
EXPENDITURE TYPES							
Contract Construction	300,000	250,000	250,000	250,000	250,000	250,000	1,550,000
Total Expenditures	300,000	250,000	250,000	250,000	250,000	250,000	1,550,000

Project Reference No. 5

Project Name	Parks Coverline FY21
Project Number	PK21100
Project Description/ Justification	The FY21 Parks and Neighborhoods Coverline will provide funding for furniture, fixtures and equipment (FF&E) for multiple Parks facilities and will be used to make repairs and update site furnishings equally across all Council Districts.
Operating Budget Impact	None
Council District	N/A
Project Spend to Date	0

Project Detail • Current Year

	Carry Forward	FY 2021
REVENUE SOURCES		
General Obligation Bonds	0	2,500,000
Total Revenues	0	2,500,000
EXPENDITURE TYPES		
Architecture and Engineering	0	200,000
Contract Construction	0	2,150,000
Furniture Fixture Equipment	0	150,000
Total Expenditures	0	2,500,000

Project Detail • 5 Year Summary

	Carry Forward	FY 2021	FY 2022	FY 2023	FY 2024	FY 2025	Total
REVENUE SOURCES							
General Obligation Bonds	0	2,500,000	2,000,000	3,000,000	3,000,000	3,000,000	13,500,000
Total Revenues	0	2,500,000	2,000,000	3,000,000	3,000,000	3,000,000	13,500,000
EXPENDITURE TYPES							
Architecture and Engineering	0	200,000	200,000	360,000	360,000	360,000	1,480,000
Contract Construction	0	2,150,000	1,500,000	2,340,000	2,340,000	2,340,000	10,670,000
Furniture Fixture Equipment	0	150,000	300,000	300,000	300,000	300,000	1,350,000
Total Expenditures	0	2,500,000	2,000,000	3,000,000	3,000,000	3,000,000	13,500,000

Project Name Council Improvements for Parks

Project Number	PK21200
Project Description/ Justification	This project will provide funds to each of the seven (7) Council Districts (\$200,000 each) for various improvements and maintenance projects at community centers and other Parks and Neighborhoods facilities within their respective districts.
Operating Budget Impact	None
Council District	Various
Project Spend to Date	0

Project Detail • Current Year

	Carry Forward	FY 2021
REVENUE SOURCES		
General Obligation Bonds	0	1,400,000
Total Revenues	0	1,400,000
EXPENDITURE TYPES		
Contract Construction	0	1,400,000
Total Expenditures	0	1,400,000

Project Detail • 5 Year Summary

	Carry Forward	FY 2021	FY 2022	FY 2023	FY 2024	FY 2025	Total
REVENUE SOURCES							
General Obligation Bonds	0	1,400,000	0	0	0	0	1,400,000
Total Revenues	0	1,400,000	0	0	0	0	1,400,000
EXPENDITURE TYPES							
Contract Construction	0	1,400,000	0	0	0	0	1,400,000
Total Expenditures	0	1,400,000	0	0	0	0	1,400,000

Current Year Division Summary

	Carry Forward	FY 2021
REVENUE SOURCES		
General Obligation Bonds	1,411,260	1,850,000
Total Revenues	1,411,260	1,850,000
EXPENDITURE TYPES		
Furniture Fixture Equipment	54,000	0
Contract Construction	762,000	750,000
Information Technology	50,000	1,100,000
Architecture and Engineering	545,260	0
Total Expenditures	1,411,260	1,850,000

Five Year Division Summary

	Carry Forward	FY 2021	FY 2022	FY 2023	FY 2024	FY 2025	Total
REVENUE SOURCES							
General Obligation Bonds	1,411,260	1,850,000	14,000,000	2,156,080	1,637,000	0	21,054,340
Total Revenues	1,411,260	1,850,000	14,000,000	2,156,080	1,637,000	0	21,054,340
EXPENDITURE TYPES							
Architecture and Engineering	545,260	0	0	343,613	1,230,613	0	2,119,486
Contract Construction	762,000	750,000	7,770,000	0	0	0	9,282,000
Furniture Fixture Equipment	54,000	0	0	1,046,652	343,612	0	1,444,264
Information Technology	50,000	1,100,000	6,230,000	765,815	62,775	0	8,208,590
Total Expenditures	1,411,260	1,850,000	14,000,000	2,156,080	1,637,000	0	21,054,340

Police Services • Summary by Project

Reference Number	Project Number	Project Name	Carry Forward	FY 2021	FY 2022	FY 2023	FY 2024	FY 2025	Total
1	PD02010	Raines Station	0	0	0	0	887,000	0	887,000
2	PD02013	FY18 Police Academy Renov	499,200	750,000	750,000	750,000	750,000	0	3,499,200
3	PD02016	New Mount Moriah Station	0	0	7,020,000	1,406,080	0	0	8,426,080
4	PD04022	In-Car Video/GPS	0	600,000	0	0	0	0	600,000
5	PD04025	Radio System Upgrade	0	0	6,000,000	0	0	0	6,000,000
6	PD04029	Radio Maintenance Rehab Proj	912,060	500,000	230,000	0	0	0	1,642,060
Total All Projects			1,411,260	1,850,000	14,000,000	2,156,080	1,637,000	0	21,054,340

Project Reference No. 1

Project Name	Raines Station
Project Number	PD02010
Project Description/ Justification	This project is a full-service precinct that will replace the existing facility at 791 E. Raines. The existing patrol area for Raines Station will not be affected. This is a replacement for the building that was constructed in 1980 and is cost-prohibitive to be renovated to today's standards and divisional needs. The building will provide a permanent facility for the Raines Station patrol area. A&E will begin in 2024.
Operating Budget Impact	None
Council District	6
Project Spend to Date	0

Project Detail • Current Year

	Carry Forward	FY 2021
REVENUE SOURCES		
General Obligation Bonds	0	0
Total Revenues	0	0
EXPENDITURE TYPES		
Architecture and Engineering	0	0
Total Expenditures	0	0

Project Detail • 5 Year Summary

	Carry Forward	FY 2021	FY 2022	FY 2023	FY 2024	FY 2025	Total
REVENUE SOURCES							
General Obligation Bonds	0	0	0	0	887,000	0	887,000
Total Revenues	0	0	0	0	887,000	0	887,000
EXPENDITURE TYPES							
Architecture and Engineering	0	0	0	0	887,000	0	887,000
Total Expenditures	0	0	0	0	887,000	0	887,000

Project Name FY18 Police Academy Renov

Project Number	PD02013
Project Description/ Justification	This project will continue to fund the renovation of the Memphis Police Training Academy, adding much needed updating and expansion of the existing facility. FY18- Design; FY19- Gymnasium Renovation; FY20- Design Offices, FF&E/IT; FY21 - Design Classrooms, Construction Staff Offices; FY22: Parking/Ext Design, Additional Classrooms, FF&E/IT; FY23- Parking and Exterior Renovation, FF&E; FY24- FF&E.
Operating Budget Impact	None
Council District	7
Project Spend to Date	116,341

Project Detail • Current Year

	Carry Forward	FY 2021
REVENUE SOURCES		
General Obligation Bonds	499,200	750,000
Total Revenues	499,200	750,000
EXPENDITURE TYPES		
Architecture and Engineering	499,200	0
Contract Construction	0	750,000
Furniture Fixture Equipment	0	0
Information Technology	0	0
Total Expenditures	499,200	750,000

Project Detail • 5 Year Summary

	Carry Forward	FY 2021	FY 2022	FY 2023	FY 2024	FY 2025	Total
REVENUE SOURCES							
General Obligation Bonds	499,200	750,000	750,000	750,000	750,000	0	3,499,200
Total Revenues	499,200	750,000	750,000	750,000	750,000	0	3,499,200
EXPENDITURE TYPES							
Architecture and Engineering	499,200	0	0	343,613	343,613	0	1,186,426
Contract Construction	0	750,000	750,000	0	0	0	1,500,000
Furniture Fixture Equipment	0	0	0	343,612	343,612	0	687,224
Information Technology	0	0	0	62,775	62,775	0	125,550
Total Expenditures	499,200	750,000	750,000	750,000	750,000	0	3,499,200

Project Name	New Mount Moriah Station
Project Number	PD02016
Project Description/ Justification	This project will provide funds to replace the existing precinct at 2602 Mt. Moriah, which was built in 1980. After extensive renovation review it is more economically feasible to replace the building on the same site rather than renovate. The building will provide a permanent facility for the Mt. Moriah Patrol area.
Operating Budget Impact	None
Council District	3
Project Spend to Date	0

Project Detail • Current Year

	Carry Forward	FY 2021
REVENUE SOURCES		
General Obligation Bonds	0	0
Total Revenues	0	0
EXPENDITURE TYPES		
Contract Construction	0	0
Furniture Fixture Equipment	0	0
Information Technology	0	0
Total Expenditures	0	0

Project Detail • 5 Year Summary

	Carry Forward	FY 2021	FY 2022	FY 2023	FY 2024	FY 2025	Total
REVENUE SOURCES							
General Obligation Bonds	0	0	7,020,000	1,406,080	0	0	8,426,080
Total Revenues	0	0	7,020,000	1,406,080	0	0	8,426,080
EXPENDITURE TYPES							
Contract Construction	0	0	7,020,000	0	0	0	7,020,000
Furniture Fixture Equipment	0	0	0	703,040	0	0	703,040
Information Technology	0	0	0	703,040	0	0	703,040
Total Expenditures	0	0	7,020,000	1,406,080	0	0	8,426,080

Project Name	In-Car Video/GPS
Project Number	PD04022
Project Description/Justification	This project will provide funding to purchase mobile in-car video cameras with GPS Tracking for 75 new vehicles that will be received in FY21. This is an ongoing project that may have some cost each fiscal year.
Operating Budget Impact	Cloud storage fees, license and service fees, and marketing fees are covered under the operating budget.
Council District	N/A
Project Spend to Date	9,334,071

Project Detail • Current Year

	Carry Forward	FY 2021
REVENUE SOURCES		
General Obligation Bonds	0	600,000
Total Revenues	0	600,000
EXPENDITURE TYPES		
Information Technology	0	600,000
Total Expenditures	0	600,000

Project Detail • 5 Year Summary

	Carry Forward	FY 2021	FY 2022	FY 2023	FY 2024	FY 2025	Total
REVENUE SOURCES							
General Obligation Bonds	0	600,000	0	0	0	0	600,000
Total Revenues	0	600,000	0	0	0	0	600,000
EXPENDITURE TYPES							
Information Technology	0	600,000	0	0	0	0	600,000
Total Expenditures	0	600,000	0	0	0	0	600,000

Project Reference No. 5

Project Name	Radio System Upgrade
Project Number	PD04025
Project Description/ Justification	This project will fund the replacement of the City of Memphis radio system because the current radio system has reached its end-of-life cycle for parts and service (December 31, 2018). This will replace the old system with a new radio system that is compatible with P25 technology. Cost responsibility is split 51%/49% for the City and County, respectively. The figures below apply to the City only.
Operating Budget Impact	None
Council District	N/A
Project Spend to Date	19,837,372

Project Detail • Current Year

	Carry Forward	FY 2021
REVENUE SOURCES		
General Obligation Bonds	0	0
Total Revenues	0	0
EXPENDITURE TYPES		
Information Technology	0	0
Total Expenditures	0	0

Project Detail • 5 Year Summary

	Carry Forward	FY 2021	FY 2022	FY 2023	FY 2024	FY 2025	Total
REVENUE SOURCES							
General Obligation Bonds	0	0	6,000,000	0	0	0	6,000,000
Total Revenues	0	0	6,000,000	0	0	0	6,000,000
EXPENDITURE TYPES							
Information Technology	0	0	6,000,000	0	0	0	6,000,000
Total Expenditures	0	0	6,000,000	0	0	0	6,000,000

Project NameRadio Maintenance Rehab Proj

Project Number	PD04029
Project Description/ Justification	This project will rehabilitate the current City Radio Maintenance garage and office space. It will provide taller garage bay doors to service the larger fire vehicles, a separate women's restroom, HVAC for the garage bay, updated work surfaces for employees, and updated storage areas.
Operating Budget Impact	None
Council District	Various
Project Spend to Date	0

Project Detail • Current Year

	Carry Forward	FY 2021
REVENUE SOURCES		
General Obligation Bonds	912,060	500,000
Total Revenues	912,060	500,000
EXPENDITURE TYPES		
Architecture and Engineering	46,060	0
Contract Construction	762,000	0
Furniture Fixture Equipment	54,000	0
Information Technology	50,000	500,000
Total Expenditures	912,060	500,000

Project Detail • 5 Year Summary

	Carry Forward	FY 2021	FY 2022	FY 2023	FY 2024	FY 2025	Total
REVENUE SOURCES							
General Obligation Bonds	912,060	500,000	230,000	0	0	0	1,642,060
Total Revenues	912,060	500,000	230,000	0	0	0	1,642,060
EXPENDITURE TYPES							
Architecture and Engineering	46,060	0	0	0	0	0	46,060
Contract Construction	762,000	0	0	0	0	0	762,000
Furniture Fixture Equipment	54,000	0	0	0	0	0	54,000
Information Technology	50,000	500,000	230,000	0	0	0	780,000
Total Expenditures	912,060	500,000	230,000	0	0	0	1,642,060

Current Year Division Summary

	Carry Forward	FY 2021
REVENUE SOURCES		
Federal Grants CIP	118,117,593	0
General Obligation Bonds	13,404,528	21,550,000
Local Other CIP	230,759	0
Operating Transfers In	44,300	0
State Grants All	712,000	0
Total Revenues	132,509,180	21,550,000
EXPENDITURE TYPES		
Contract Construction	119,354,331	21,150,000
Land Acquisition	5,215,832	0
Architecture and Engineering	7,939,017	400,000
Total Expenditures	132,509,180	21,550,000

Five Year Division Summary

	Carry Forward	FY 2021	FY 2022	FY 2023	FY 2024	FY 2025	Total
REVENUE SOURCES							
Federal Grants CIP	118,117,593	0	0	0	0	0	118,117,593
General Obligation Bonds	13,404,528	21,550,000	21,800,000	21,800,000	21,800,000	21,800,000	122,154,528
Local Other CIP	230,759	0	0	0	0	0	230,759
Operating Transfers In	44,300	0	0	0	0	0	44,300
State Grants All	712,000	0	0	0	0	0	712,000
Total Revenues	132,509,180	21,550,000	21,800,000	21,800,000	21,800,000	21,800,000	241,259,180
EXPENDITURE TYPES							
Architecture and Engineering	7,939,017	400,000	400,000	400,000	400,000	400,000	9,939,017
Contract Construction	119,354,331	21,150,000	21,400,000	21,400,000	21,400,000	21,400,000	226,104,331
Land Acquisition	5,215,832	0	0	0	0	0	5,215,832
Total Expenditures	132,509,180	21,550,000	21,800,000	21,800,000	21,800,000	21,800,000	241,259,180

Public Works • Summary by Project

Reference Number	Project Number	Project Name	Carry Forward	FY 2021	FY 2022	FY 2023	FY 2024	FY 2025	Total
1	PW21100	Asphalt/Paving Coverline FY21	0	19,500,000	19,500,000	19,500,000	19,500,000	19,500,000	97,500,000
2	PW21200	Sidewalks Coverline FY21	0	250,000	500,000	500,000	500,000	500,000	2,250,000
3	PW21300	ADA Curb Ramp Coverline FY21	0	1,000,000	1,000,000	1,000,000	1,000,000	1,000,000	5,000,000
4	PW21400	Bridge Repair Coverline FY21	0	800,000	800,000	800,000	800,000	800,000	4,000,000
5	PW01056	Holmes-Millbranch to East	14,834,363	0	0	0	0	0	14,834,363
6	PW01064	Elvis Presley/Shelby/Winch	6,691,492	0	0	0	0	0	6,691,492
7	PW01179	Holmes Road East Malone-Lamar	14,612,760	0	0	0	0	0	14,612,760
8	PW01245	STP Bike/Ped Group	5,695,758	0	0	0	0	0	5,695,758
9	PW01253	Repair 14 Bridges Sam Cooper	3,058,500	0	0	0	0	0	3,058,500
10	PW01257	Shelby Farms Greenline Trail	4,741,085	0	0	0	0	0	4,741,085
11	PW01260	Sandbrook Realignment	225,158	0	0	0	0	0	225,158
12	PW01277	Poplar-Front to Bellevue	4,196,577	0	0	0	0	0	4,196,577
13	PW01278	Poplar-Yates to I-240	7,650,368	0	0	0	0	0	7,650,368
14	PW01280	Union Ave-Pauline to Flicker	2,400,000	0	0	0	0	0	2,400,000
15	PW01284	Shelby - Paul Lowery to Weaver	63,043,200	0	0	0	0	0	63,043,200
16	PW04103	Walker Ave. Streetscape Ph. 2	545,227	0	0	0	0	0	545,227
17	PW04117	Old Melrose Site Rehab	500,000	0	0	0	0	0	500,000
18	PW04118	Harbor Avenue Repaving	3,600,000	0	0	0	0	0	3,600,000
19	PW04119	STBG Group 1 Resurfacing	304,182	0	0	0	0	0	304,182
20	PW04120	STBG Group 2 Resurfacing	410,510	0	0	0	0	0	410,510
Total All Projects			132,509,180	21,550,000	21,800,000	21,800,000	21,800,000	21,800,000	241,259,180

Project Reference No. 1

PUBLIC WORKS • DETAIL BY PROJECT

Project Name	Asphalt/Paving Coverline FY21
Project Number	PW21100
Project Description/ Justification	This project funds the Asphalt and Paving activities performed or contracted by the City. The purpose of projects in this category is to preserve existing infrastructure and other assets. This category includes major maintenance to existing assets and planned major repairs. Assets that have shown normal deterioration and/or damage will be revamped to conditions that meet or exceed current requirements or upgrade features/functions at an existing facility (including IT).
Operating Budget Impact	None
Council District	Various
Project Spend to Date	0

Project Detail • Current Year

	Carry Forward	FY 2021
REVENUE SOURCES		
General Obligation Bonds	0	19,500,000
Total Revenues	0	19,500,000
EXPENDITURE TYPES		
Architecture and Engineering	0	400,000
Contract Construction	0	19,100,000
Total Expenditures	0	19,500,000

Project Detail • 5 Year Summary

	Carry Forward	FY 2021	FY 2022	FY 2023	FY 2024	FY 2025	Total
REVENUE SOURCES							
General Obligation Bonds	0	19,500,000	19,500,000	19,500,000	19,500,000	19,500,000	97,500,000
Total Revenues	0	19,500,000	19,500,000	19,500,000	19,500,000	19,500,000	97,500,000
EXPENDITURE TYPES							
Architecture and Engineering	0	400,000	400,000	400,000	400,000	400,000	2,000,000
Contract Construction	0	19,100,000	19,100,000	19,100,000	19,100,000	19,100,000	95,500,000
Total Expenditures	0	19,500,000	19,500,000	19,500,000	19,500,000	19,500,000	97,500,000

Project Name Sidewalks Coverline FY21

Project Number	PW21200
Project Description/ Justification	This project will provide funding for the replacement of sidewalks when property owners have not complied with sidewalk repair notices for public sidewalks adjacent to City properties. In order to reimburse the City, property owners will have an assessment added to their property taxes.
Operating Budget Impact	None
Council District	Various
Project Spend to Date	0

Project Detail • Current Year

	Carry Forward	FY 2021
REVENUE SOURCES		
General Obligation Bonds	0	250,000
Total Revenues	0	250,000
EXPENDITURE TYPES		
Contract Construction	0	250,000
Total Expenditures	0	250,000

Project Detail • 5 Year Summary

	Carry Forward	FY 2021	FY 2022	FY 2023	FY 2024	FY 2025	Total
REVENUE SOURCES							
General Obligation Bonds	0	250,000	500,000	500,000	500,000	500,000	2,250,000
Total Revenues	0	250,000	500,000	500,000	500,000	500,000	2,250,000
EXPENDITURE TYPES							
Contract Construction	0	250,000	500,000	500,000	500,000	500,000	2,250,000
Total Expenditures	0	250,000	500,000	500,000	500,000	500,000	2,250,000

Project Reference No. 3

Project Name	ADA Curb Ramp Coverline FY21
Project Number	PW21300
Project Description/ Justification	This project is for the installation of curb ramps on corners at intersections throughout the City as required by the Americans with Disabilities Act (ADA).
Operating Budget Impact	None
Council District	Various
Project Spend to Date	0

Project Detail • Current Year

	Carry Forward	FY 2021
REVENUE SOURCES		
General Obligation Bonds	0	1,000,000
Total Revenues	0	1,000,000
EXPENDITURE TYPES		
Contract Construction	0	1,000,000
Total Expenditures	0	1,000,000

Project Detail • 5 Year Summary

	Carry Forward	FY 2021	FY 2022	FY 2023	FY 2024	FY 2025	Total
REVENUE SOURCES							
General Obligation Bonds	0	1,000,000	1,000,000	1,000,000	1,000,000	1,000,000	5,000,000
Total Revenues	0	1,000,000	1,000,000	1,000,000	1,000,000	1,000,000	5,000,000
EXPENDITURE TYPES							
Contract Construction	0	1,000,000	1,000,000	1,000,000	1,000,000	1,000,000	5,000,000
Total Expenditures	0	1,000,000	1,000,000	1,000,000	1,000,000	1,000,000	5,000,000

Project Name Bridge Repair Coverline FY21

Project Number	PW21400
Project Description/ Justification	This project will complete rehabilitation to active bridges that have received a poor rating from the State.
Operating Budget Impact	None
Council District	Various
Project Spend to Date	0

Project Detail • Current Year

	Carry Forward	FY 2021
REVENUE SOURCES		
General Obligation Bonds	0	800,000
Total Revenues	0	800,000
EXPENDITURE TYPES		
Contract Construction	0	800,000
Total Expenditures	0	800,000

Project Detail • 5 Year Summary

	Carry Forward	FY 2021	FY 2022	FY 2023	FY 2024	FY 2025	Total
REVENUE SOURCES							
General Obligation Bonds	0	800,000	800,000	800,000	800,000	800,000	4,000,000
Total Revenues	0	800,000	800,000	800,000	800,000	800,000	4,000,000
EXPENDITURE TYPES							
Contract Construction	0	800,000	800,000	800,000	800,000	800,000	4,000,000
Total Expenditures	0	800,000	800,000	800,000	800,000	800,000	4,000,000

Project Name	Holmes-Millbranch to East
Project Number	PW01056
Project Description/ Justification	This project will widen and improve Holmes Road from Millbranch Road to east of Tchulahoma Road. The funds for this project are being carried forward in accordance with the schedule for federal grant projects. This project should be completed by August 2022.
Operating Budget Impact	None
Council District	3
Project Spend to Date	864,858

Project Detail • Current Year

	Carry Forward	FY 2021
REVENUE SOURCES		
Federal Grants CIP	11,909,280	0
General Obligation Bonds	2,925,083	0
Total Revenues	14,834,363	0
EXPENDITURE TYPES		
Architecture and Engineering	1,301,000	0
Contract Construction	11,697,000	0
Land Acquisition	1,836,363	0
Total Expenditures	14,834,363	0

Project Detail • 5 Year Summary

	Carry Forward	FY 2021	FY 2022	FY 2023	FY 2024	FY 2025	Total
REVENUE SOURCES							
Federal Grants CIP	11,909,280	0	0	0	0	0	11,909,280
General Obligation Bonds	2,925,083	0	0	0	0	0	2,925,083
Total Revenues	14,834,363	0	0	0	0	0	14,834,363
EXPENDITURE TYPES							
Architecture and Engineering	1,301,000	0	0	0	0	0	1,301,000
Contract Construction	11,697,000	0	0	0	0	0	11,697,000
Land Acquisition	1,836,363	0	0	0	0	0	1,836,363
Total Expenditures	14,834,363	0	0	0	0	0	14,834,363

Project Name Elvis Presley/Shelby/Winch

Project Number	PW01064
Project Description/ Justification	This project includes improvements to the Elvis Presley Boulevard Corridor from Shelby Drive to Brooks Road. Construction will be accomplished in several phases: 1) Construct a six-lane heavily landscaped roadway adjacent to Graceland, which includes a median, wide outside lanes for bikes and a bus stop turn-out lane; 2) From Craft to Winchester, widen from four to six lanes with a median. The other two segments will have the same existing lineage, but the entire project will have improved ped/bike/bus stop and landscaping. The funds for this project are being carried forward in accordance with the schedule for federal grant projects. This project should be completed by June 2025.
Operating Budget Impact	None
Council District	3
Project Spend to Date	15,910,120

Project Detail • Current Year

	Carry Forward	FY 2021
REVENUE SOURCES		
Federal Grants CIP	5,500,000	0
General Obligation Bonds	1,191,492	0
Total Revenues	6,691,492	0
EXPENDITURE TYPES		
Contract Construction	6,691,492	0
Total Expenditures	6,691,492	0

Project Detail • 5 Year Summary

	Carry Forward	FY 2021	FY 2022	FY 2023	FY 2024	FY 2025	Total
REVENUE SOURCES							
Federal Grants CIP	5,500,000	0	0	0	0	0	5,500,000
General Obligation Bonds	1,191,492	0	0	0	0	0	1,191,492
Total Revenues	6,691,492	0	0	0	0	0	6,691,492
EXPENDITURE TYPES							
Contract Construction	6,691,492	0	0	0	0	0	6,691,492
Total Expenditures	6,691,492	0	0	0	0	0	6,691,492

Project Reference No. 7

Project Name	Holmes Road East Malone-Lamar
Project Number	PW01179
Project Description/ Justification	This project will widen and improve Holmes Road between Malone Road and Lamar Avenue. The funds for this project are being carried forward to accommodate the design and construction schedule of large-scale infrastructure projects. This project should be completed by August 2022.
Operating Budget Impact	None
Council District	3
Project Spend to Date	992,592

Project Detail • Current Year

	Carry Forward	FY 2021
REVENUE SOURCES		
Federal Grants CIP	12,321,760	0
General Obligation Bonds	2,291,000	0
Total Revenues	14,612,760	0
EXPENDITURE TYPES		
Architecture and Engineering	665,000	0
Contract Construction	11,832,000	0
Land Acquisition	2,115,760	0
Total Expenditures	14,612,760	0

Project Detail • 5 Year Summary

	Carry Forward	FY 2021	FY 2022	FY 2023	FY 2024	FY 2025	Total
REVENUE SOURCES							
Federal Grants CIP	12,321,760	0	0	0	0	0	12,321,760
General Obligation Bonds	2,291,000	0	0	0	0	0	2,291,000
Total Revenues	14,612,760	0	0	0	0	0	14,612,760
EXPENDITURE TYPES							
Architecture and Engineering	665,000	0	0	0	0	0	665,000
Contract Construction	11,832,000	0	0	0	0	0	11,832,000
Land Acquisition	2,115,760	0	0	0	0	0	2,115,760
Total Expenditures	14,612,760	0	0	0	0	0	14,612,760

Project Name STP Bike/Ped Group

Project Number	PW01245
Project Description/ Justification	Metropolitan Planning Organization (MPO) Bike and Pedestrian Plan. Wolf River Greenway Phases 6, 7, & 14; Overton Park Perimeter Trail; South Memphis Greenline; and Jefferson Avenue Cycle Track. Re-program balance of FY16 funds.
Operating Budget Impact	None
Council District	Various
Project Spend to Date	0

Project Detail • Current Year

	Carry Forward	FY 2021
REVENUE SOURCES		
Federal Grants CIP	4,334,356	0
General Obligation Bonds	418,643	0
Local Other CIP	230,759	0
State Grants All	712,000	0
Total Revenues	5,695,758	0
EXPENDITURE TYPES		
Architecture and Engineering	535,270	0
Contract Construction	4,946,779	0
Land Acquisition	213,709	0
Total Expenditures	5,695,758	0

Project Detail • 5 Year Summary

	Carry Forward	FY 2021	FY 2022	FY 2023	FY 2024	FY 2025	Total
REVENUE SOURCES							
Federal Grants CIP	4,334,356	0	0	0	0	0	4,334,356
General Obligation Bonds	418,643	0	0	0	0	0	418,643
Local Other CIP	230,759	0	0	0	0	0	230,759
State Grants All	712,000	0	0	0	0	0	712,000
Total Revenues	5,695,758	0	0	0	0	0	5,695,758
EXPENDITURE TYPES							
Architecture and Engineering	535,270	0	0	0	0	0	535,270
Contract Construction	4,946,779	0	0	0	0	0	4,946,779
Land Acquisition	213,709	0	0	0	0	0	213,709
Total Expenditures	5,695,758	0	0	0	0	0	5,695,758

Project Name	Repair 14 Bridges Sam Cooper
Project Number	PW01253
Project Description/ Justification	This project will complete bridge deck repairs and improvements at multiple bridges along and crossing Sam Cooper Boulevard. The funds for this project are being carried forward in accordance with the schedule for federal grant projects. This project should be completed by June 2021.
Operating Budget Impact	None
Council District	Various
Project Spend to Date	467,132

Project Detail • Current Year

	Carry Forward	FY 2021
REVENUE SOURCES		
Federal Grants CIP	2,424,000	0
General Obligation Bonds	634,500	0
Total Revenues	3,058,500	0
EXPENDITURE TYPES		
Architecture and Engineering	460,500	0
Contract Construction	2,598,000	0
Total Expenditures	3,058,500	0

Project Detail • 5 Year Summary

	Carry Forward	FY 2021	FY 2022	FY 2023	FY 2024	FY 2025	Total
REVENUE SOURCES							
Federal Grants CIP	2,424,000	0	0	0	0	0	2,424,000
General Obligation Bonds	634,500	0	0	0	0	0	634,500
Total Revenues	3,058,500	0	0	0	0	0	3,058,500
EXPENDITURE TYPES							
Architecture and Engineering	460,500	0	0	0	0	0	460,500
Contract Construction	2,598,000	0	0	0	0	0	2,598,000
Total Expenditures	3,058,500	0	0	0	0	0	3,058,500

Project Name Shelby Farms Greenline Trail

Project Number	PW01257
Project Description/ Justification	Design and construct bridge over active railroad, allowing westward expansion of Shelby Farms Greenline into Tobey Park via Flicker Street. The funds for this project are being carried forward in accordance with the schedule for federal grant projects. This project should be completed by June 2021.
Operating Budget Impact	None
Council District	5
Project Spend to Date	304,281

Project Detail • Current Year

	Carry Forward	FY 2021
REVENUE SOURCES		
Federal Grants CIP	3,792,800	0
General Obligation Bonds	948,285	0
Total Revenues	4,741,085	0
EXPENDITURE TYPES		
Architecture and Engineering	531,085	0
Contract Construction	3,960,000	0
Land Acquisition	250,000	0
Total Expenditures	4,741,085	0

Project Detail • 5 Year Summary

	Carry Forward	FY 2021	FY 2022	FY 2023	FY 2024	FY 2025	Total
REVENUE SOURCES							
Federal Grants CIP	3,792,800	0	0	0	0	0	3,792,800
General Obligation Bonds	948,285	0	0	0	0	0	948,285
Total Revenues	4,741,085	0	0	0	0	0	4,741,085
EXPENDITURE TYPES							
Architecture and Engineering	531,085	0	0	0	0	0	531,085
Contract Construction	3,960,000	0	0	0	0	0	3,960,000
Land Acquisition	250,000	0	0	0	0	0	250,000
Total Expenditures	4,741,085	0	0	0	0	0	4,741,085

Project Name	Sandbrook Realignment
Project Number	PW01260
Project Description/ Justification	This project will realign Sandbrook Street with the north-south extension of Springbrook Avenue that forms an intersection with Brooks Road. The funds for this project are being carried forward to allow design changes and rebidding for construction. This project should be completed by June 2021.
Operating Budget Impact	None
Council District	4
Project Spend to Date	219,638

Project Detail • Current Year

	Carry Forward	FY 2021
REVENUE SOURCES		
General Obligation Bonds	225,158	0
Total Revenues	225,158	0
EXPENDITURE TYPES		
Architecture and Engineering	10,158	0
Contract Construction	215,000	0
Total Expenditures	225,158	0

Project Detail • 5 Year Summary

	Carry Forward	FY 2021	FY 2022	FY 2023	FY 2024	FY 2025	Total
REVENUE SOURCES							
General Obligation Bonds	225,158	0	0	0	0	0	225,158
Total Revenues	225,158	0	0	0	0	0	225,158
EXPENDITURE TYPES							
Architecture and Engineering	10,158	0	0	0	0	0	10,158
Contract Construction	215,000	0	0	0	0	0	215,000
Total Expenditures	225,158	0	0	0	0	0	225,158

Project Name Poplar-Front to Bellevue

Project Number	PW01277
Project Description/ Justification	This project will provide funds to reduce Poplar from six-to-seven lanes to five lanes and include bicycle lanes, traffic signal modernization, transit and pedestrian improvements, and access management. The funds for this project are being carried forward in accordance with the schedule for federal grant projects. This project should be completed by December 2025.
Operating Budget Impact	None
Council District	Various
Project Spend to Date	263

Project Detail • Current Year

	Carry Forward	FY 2021
REVENUE SOURCES		
Federal Grants CIP	4,196,577	0
Total Revenues	4,196,577	0
EXPENDITURE TYPES		
Contract Construction	4,196,577	0
Total Expenditures	4,196,577	0

Project Detail • 5 Year Summary

	Carry Forward	FY 2021	FY 2022	FY 2023	FY 2024	FY 2025	Total
REVENUE SOURCES							
Federal Grants CIP	4,196,577	0	0	0	0	0	4,196,577
Total Revenues	4,196,577	0	0	0	0	0	4,196,577
EXPENDITURE TYPES							
Contract Construction	4,196,577	0	0	0	0	0	4,196,577
Total Expenditures	4,196,577	0	0	0	0	0	4,196,577

Project Name	Poplar-Yates to I-240
Project Number	PW01278
Project Description/ Justification	This project will provide funds to reconstruct Poplar between Yates and I-240 to include an additional westbound lane, traffic signal modernization, transit and pedestrian improvements, and safety enhancements. The funds for this project are being carried forward in accordance with the schedule for federal grant projects. This project should be completed by December 2022.
Operating Budget Impact	None
Council District	5
Project Spend to Date	384,078

Project Detail • Current Year

	Carry Forward	FY 2021
REVENUE SOURCES		
Federal Grants CIP	4,501,545	0
General Obligation Bonds	3,104,523	0
Operating Transfers In	44,300	0
Total Revenues	7,650,368	0
EXPENDITURE TYPES		
Architecture and Engineering	1,321,312	0
Contract Construction	5,529,056	0
Land Acquisition	800,000	0
Total Expenditures	7,650,368	0

Project Detail • 5 Year Summary

	Carry Forward	FY 2021	FY 2022	FY 2023	FY 2024	FY 2025	Total
REVENUE SOURCES							
Federal Grants CIP	4,501,545	0	0	0	0	0	4,501,545
General Obligation Bonds	3,104,523	0	0	0	0	0	3,104,523
Operating Transfers In	44,300	0	0	0	0	0	44,300
Total Revenues	7,650,368	0	0	0	0	0	7,650,368
EXPENDITURE TYPES							
Architecture and Engineering	1,321,312	0	0	0	0	0	1,321,312
Contract Construction	5,529,056	0	0	0	0	0	5,529,056
Land Acquisition	800,000	0	0	0	0	0	800,000
Total Expenditures	7,650,368	0	0	0	0	0	7,650,368

Project Name Union Ave-Pauline to Flicker

Project Number	PW01280
Project Description/ Justification	This project will provide funds to reduce Union Avenue from six lanes to five lanes and include bicycle lanes, permitted/protected left turns at signalized intersections, transit and pedestrian improvements, and access management.
Operating Budget Impact	None
Council District	Various
Project Spend to Date	4,046

Project Detail • Current Year

	Carry Forward	FY 2021
REVENUE SOURCES		
Federal Grants CIP	2,400,000	0
Total Revenues	2,400,000	0
EXPENDITURE TYPES		
Architecture and Engineering	2,400,000	0
Total Expenditures	2,400,000	0

Project Detail • 5 Year Summary

	Carry Forward	FY 2021	FY 2022	FY 2023	FY 2024	FY 2025	Total
REVENUE SOURCES							
Federal Grants CIP	2,400,000	0	0	0	0	0	2,400,000
Total Revenues	2,400,000	0	0	0	0	0	2,400,000
EXPENDITURE TYPES							
Architecture and Engineering	2,400,000	0	0	0	0	0	2,400,000
Total Expenditures	2,400,000	0	0	0	0	0	2,400,000

Project Name	Shelby - Paul Lowery to Weaver
Project Number	PW01284
Project Description/ Justification	Paul Lowery Road to Sewanee Road will be a new four-lane road with grade separation at the railroad crossing. The section from Sewanee Road to Weaver Road will be widened from two to four lanes with grade separation at the railroad crossing. The funds for this project are being carried forward in accordance with the schedule for federal grant projects. This project should be completed by December 2024.
Operating Budget Impact	None
Council District	6
Project Spend to Date	528

Project Detail • Current Year

	Carry Forward	FY 2021
REVENUE SOURCES		
Federal Grants CIP	63,043,200	0
Total Revenues	63,043,200	0
EXPENDITURE TYPES		
Contract Construction	63,043,200	0
Total Expenditures	63,043,200	0

Project Detail • 5 Year Summary

	Carry Forward	FY 2021	FY 2022	FY 2023	FY 2024	FY 2025	Total
REVENUE SOURCES							
Federal Grants CIP	63,043,200	0	0	0	0	0	63,043,200
Total Revenues	63,043,200	0	0	0	0	0	63,043,200
EXPENDITURE TYPES							
Contract Construction	63,043,200	0	0	0	0	0	63,043,200
Total Expenditures	63,043,200	0	0	0	0	0	63,043,200

Project Name Walker Ave. Streetscape Ph. 2

Project Number	PW04103
Project Description/ Justification	This project provides improved pedestrian access and bike facilities near The University of Memphis between Highland Street and the intersection of Walker Avenue with the extension of Southern Avenue from the west.
Operating Budget Impact	None
Council District	4
Project Spend to Date	482,434

Project Detail • Current Year

	Carry Forward	FY 2021
REVENUE SOURCES		
Federal Grants CIP	94,075	0
General Obligation Bonds	451,152	0
Total Revenues	545,227	0
EXPENDITURE TYPES		
Contract Construction	545,227	0
Total Expenditures	545,227	0

Project Detail • 5 Year Summary

	Carry Forward	FY 2021	FY 2022	FY 2023	FY 2024	FY 2025	Total
REVENUE SOURCES							
Federal Grants CIP	94,075	0	0	0	0	0	94,075
General Obligation Bonds	451,152	0	0	0	0	0	451,152
Total Revenues	545,227	0	0	0	0	0	545,227
EXPENDITURE TYPES							
Contract Construction	545,227	0	0	0	0	0	545,227
Total Expenditures	545,227	0	0	0	0	0	545,227

Project Reference No. 17

Project Name	Old Melrose Site Rehab
Project Number	PW04117
Project Description/ Justification	This project will fund the rehabilitation of the Old Melrose High School site, which will improve the safety and well-being of the Orange Mound community. The funds for this project are being carried forward to allow for the completion of a request for quote (RFQ) to re-image the site. This project should be completed by June 2021.
Operating Budget Impact	None
Council District	4
Project Spend to Date	0

Project Detail • Current Year

	Carry Forward	FY 2021
REVENUE SOURCES		
General Obligation Bonds	500,000	0
Total Revenues	500,000	0
EXPENDITURE TYPES		
Contract Construction	500,000	0
Total Expenditures	500,000	0

Project Detail • 5 Year Summary

	Carry Forward	FY 2021	FY 2022	FY 2023	FY 2024	FY 2025	Total
REVENUE SOURCES							
General Obligation Bonds	500,000	0	0	0	0	0	500,000
Total Revenues	500,000	0	0	0	0	0	500,000
EXPENDITURE TYPES							
Contract Construction	500,000	0	0	0	0	0	500,000
Total Expenditures	500,000	0	0	0	0	0	500,000

Project Name Harbor Avenue Repaving

Project Number	PW04118
Project Description/ Justification	Milling and resurfacing of Harbor Avenue from Buoy Street to Riverside Drive. The funds for this project are being carried forward in accordance with the schedule for federal grant projects. This project should be completed by March 2023.
Operating Budget Impact	None
Council District	6
Project Spend to Date	9,664

Project Detail • Current Year

	Carry Forward	FY 2021
REVENUE SOURCES		
Federal Grants CIP	3,600,000	0
Total Revenues	3,600,000	0
EXPENDITURE TYPES		
Contract Construction	3,600,000	0
Total Expenditures	3,600,000	0

Project Detail • 5 Year Summary

	Carry Forward	FY 2021	FY 2022	FY 2023	FY 2024	FY 2025	Total
REVENUE SOURCES							
Federal Grants CIP	3,600,000	0	0	0	0	0	3,600,000
Total Revenues	3,600,000	0	0	0	0	0	3,600,000
EXPENDITURE TYPES							
Contract Construction	3,600,000	0	0	0	0	0	3,600,000
Total Expenditures	3,600,000	0	0	0	0	0	3,600,000

Project Name	STBG Group 1 Resurfacing
Project Number	PW04119
Project Description/ Justification	This project is for preventative maintenance paving activities leveraging State and Federal grants. The project will complete repaving on Bartlett (Summer to Raleigh LaGrange), Democrat (Tchulahoma to Lamar), Florida (South Parkway to Belz), Mendenhall (Winchester to Shelby), Millbranch (Riverbrook to City Limit), Graham (Goodlett to Summer), Mississippi (Crump to Danny Thomas), and Stratford (Macon to Summer). Improvements to pedestrian, bicycle, and transit infrastructure will be included on each route. The funds for this project are being carried forward in accordance with the schedule for federal grant projects. This project should be completed by December 2022.
Operating Budget Impact	None
Council District	Various
Project Spend to Date	0

Project Detail • Current Year

	Carry Forward	FY 2021
REVENUE SOURCES		
General Obligation Bonds	304,182	0
Total Revenues	304,182	0
EXPENDITURE TYPES		
Architecture and Engineering	304,182	0
Total Expenditures	304,182	0

Project Detail • 5 Year Summary

	Carry Forward	FY 2021	FY 2022	FY 2023	FY 2024	FY 2025	Total
REVENUE SOURCES							
General Obligation Bonds	304,182	0	0	0	0	0	304,182
Total Revenues	304,182	0	0	0	0	0	304,182
EXPENDITURE TYPES							
Architecture and Engineering	304,182	0	0	0	0	0	304,182
Total Expenditures	304,182	0	0	0	0	0	304,182

Project Name STBG Group 2 Resurfacing

Project Number	PW04120
Project Description/ Justification	This project is for preventative maintenance paving activities leveraging State and Federal grants. The project will complete repaving on Central (Cooper to Lamar), Park (Semmes to Ridgeway), Highland (Summer to Macon), Sycamore View (Macon to Summer), and Knight Arnold (Cherry to Lamar). Improvements to pedestrian, bicycle, and transit infrastructure will be included on each route. The funds for this project are being carried forward in accordance with the schedule for federal grant projects. This project should be completed by December 2022.
Operating Budget Impact	None
Council District	Various
Project Spend to Date	0

Project Detail • Current Year

	Carry Forward	FY 2021
REVENUE SOURCES		
General Obligation Bonds	410,510	0
Total Revenues	410,510	0
EXPENDITURE TYPES		
Architecture and Engineering	410,510	0
Total Expenditures	410,510	0

Project Detail • 5 Year Summary

	Carry Forward	FY 2021	FY 2022	FY 2023	FY 2024	FY 2025	Total
REVENUE SOURCES							
General Obligation Bonds	410,510	0	0	0	0	0	410,510
Total Revenues	410,510	0	0	0	0	0	410,510
EXPENDITURE TYPES							
Architecture and Engineering	410,510	0	0	0	0	0	410,510
Total Expenditures	410,510	0	0	0	0	0	410,510

Current Year Division Summary

	Carry Forward	FY 2021
REVENUE SOURCES		
Capital PAY GO	250,511,694	132,100,000
Sewer Revenue Bonds	0	20,000,000
Total Revenues	250,511,694	152,100,000
EXPENDITURE TYPES		
Furniture Fixture Equipment	1,600,000	0
Contract Construction	75,133,159	78,750,000
Land Acquisition	839,811	1,100,000
Information Technology	900,000	0
Architecture and Engineering	172,038,724	72,000,000
Land Development	0	250,000
Total Expenditures	250,511,694	152,100,000

Five Year Division Summary

	Carry Forward	FY 2021	FY 2022	FY 2023	FY 2024	FY 2025	Total
REVENUE SOURCES							
Capital PAY GO	250,511,694	132,100,000	82,950,000	82,250,000	80,000,000	65,000,000	692,811,694
Sewer Revenue Bonds	0	20,000,000	50,000,000	35,000,000	0	0	105,000,000
Total Revenues	250,511,694	152,100,000	132,950,000	117,250,000	80,000,000	65,000,000	797,811,694
EXPENDITURE TYPES							
Architecture and Engineering	172,038,724	72,000,000	70,000,000	66,500,000	30,500,000	30,500,000	441,538,724
Contract Construction	75,133,159	78,750,000	62,700,000	50,500,000	49,500,000	34,500,000	351,083,159
Furniture Fixture Equipment	1,600,000	0	0	0	0	0	1,600,000
Information Technology	900,000	0	0	0	0	0	900,000
Land Acquisition	839,811	1,100,000	250,000	250,000	0	0	2,439,811
Land Development	0	250,000	0	0	0	0	250,000
Total Expenditures	250,511,694	152,100,000	132,950,000	117,250,000	80,000,000	65,000,000	797,811,694

Sewer Fund • Summary by Project

Reference Number	Project Number	Project Name	Carry Forward	FY 2021	FY 2022	FY 2023	FY 2024	FY 2025	Total
1	SW21100	FY21 Misc Sub Outfalls Cover	0	3,150,000	0	0	0	0	3,150,000
2	SW21200	FY21 Rehab Existing Coverline	0	14,000,000	9,750,000	9,750,000	9,500,000	9,500,000	52,500,000
3	SW21300	FY21 Svc Unsewered Coverline	0	1,850,000	0	0	0	0	1,850,000
4	SW02006	Sludge Disp/Earth Complex	5,700,000	15,000,000	4,700,000	500,000	500,000	500,000	26,900,000
5	SW02011	Covered Anaerobic Lagoon	27,800,000	8,000,000	8,000,000	0	0	0	43,800,000
6	SW02033	South Plant Expansion	147,180,523	20,500,000	20,500,000	17,000,000	0	0	205,180,523
7	SW04007	Environmental Maint Relocation	11,289,811	600,000	0	0	0	0	11,889,811
8	SW04009	Stiles Plant Modification	12,208,209	15,000,000	15,000,000	15,000,000	15,000,000	15,000,000	87,208,209
9	SW04011	Stiles WWTF Biosolids Upgrades	15,000,000	24,000,000	25,000,000	25,000,000	25,000,000	10,000,000	124,000,000
10	SW05001	Sewer Assessment and Rehab	31,333,151	50,000,000	50,000,000	50,000,000	30,000,000	30,000,000	241,333,151
Total All Projects			250,511,694	152,100,000	132,950,000	117,250,000	80,000,000	65,000,000	797,811,694

Project Reference No. 1

Project Name	FY21 Misc Sub Outfalls Cover
Project Number	SW21100
Project Description/ Justification	This project provides funds to connect new subdivisions to the City's sewer system. FY21 will be funded by Capital Pay Go-Sewer.
Operating Budget Impact	None
Council District	Various
Project Spend to Date	0

Project Detail • Current Year

	Carry Forward	FY 2021
REVENUE SOURCES		
Capital PAY GO	0	3,150,000
Total Revenues	0	3,150,000
EXPENDITURE TYPES		
Architecture and Engineering	0	200,000
Contract Construction	0	2,500,000
Land Acquisition	0	200,000
Land Development	0	250,000
Total Expenditures	0	3,150,000

Project Detail • 5 Year Summary

	Carry Forward	FY 2021	FY 2022	FY 2023	FY 2024	FY 2025	Total
REVENUE SOURCES							
Capital PAY GO	0	3,150,000	0	0	0	0	3,150,000
Total Revenues	0	3,150,000	0	0	0	0	3,150,000
EXPENDITURE TYPES							
Architecture and Engineering	0	200,000	0	0	0	0	200,000
Contract Construction	0	2,500,000	0	0	0	0	2,500,000
Land Acquisition	0	200,000	0	0	0	0	200,000
Land Development	0	250,000	0	0	0	0	250,000
Total Expenditures	0	3,150,000	0	0	0	0	3,150,000

Project Name FY21 Rehab Existing Coverline

Project Number	SW21200
Project Description/ Justification	This project provides funds for the repair, rehabilitation or replacement of portions of the existing sewer collection and treatment system as needed. FY21 will be funded by Capital Pay Go-Sewer.
Operating Budget Impact	None
Council District	Various
Project Spend to Date	0

Project Detail • Current Year

	Carry Forward	FY 2021
REVENUE SOURCES		
Capital PAY GO	0	14,000,000
Total Revenues	0	14,000,000
EXPENDITURE TYPES		
Architecture and Engineering	0	1,000,000
Contract Construction	0	12,250,000
Land Acquisition	0	750,000
Total Expenditures	0	14,000,000

Project Detail • 5 Year Summary

	Carry Forward	FY 2021	FY 2022	FY 2023	FY 2024	FY 2025	Total
REVENUE SOURCES							
Capital PAY GO	0	14,000,000	9,750,000	9,750,000	9,500,000	9,500,000	52,500,000
Total Revenues	0	14,000,000	9,750,000	9,750,000	9,500,000	9,500,000	52,500,000
EXPENDITURE TYPES							
Architecture and Engineering	0	1,000,000	500,000	500,000	500,000	500,000	3,000,000
Contract Construction	0	12,250,000	9,000,000	9,000,000	9,000,000	9,000,000	48,250,000
Land Acquisition	0	750,000	250,000	250,000	0	0	1,250,000
Total Expenditures	0	14,000,000	9,750,000	9,750,000	9,500,000	9,500,000	52,500,000

Project Reference No. 3

SEWER FUND • DETAIL BY PROJECT

Project Name	FY21 Svc Unsewered Coverline
Project Number	SW21300
Project Description/ Justification	This project provides funds for extending sewer service to areas of the City that do not presently have sewers. The City pays the total cost of the projects. FY21 will be funded by Capital Pay Go-Sewer.
Operating Budget Impact	None
Council District	Various
Project Spend to Date	0

Project Detail • Current Year

	Carry Forward	FY 2021
REVENUE SOURCES		
Capital PAY GO	0	1,850,000
Total Revenues	0	1,850,000
EXPENDITURE TYPES		
Architecture and Engineering	0	200,000
Contract Construction	0	1,500,000
Land Acquisition	0	150,000
Total Expenditures	0	1,850,000

Project Detail • 5 Year Summary

	Carry Forward	FY 2021	FY 2022	FY 2023	FY 2024	FY 2025	Total
REVENUE SOURCES							
Capital PAY GO	0	1,850,000	0	0	0	0	1,850,000
Total Revenues	0	1,850,000	0	0	0	0	1,850,000
EXPENDITURE TYPES							
Architecture and Engineering	0	200,000	0	0	0	0	200,000
Contract Construction	0	1,500,000	0	0	0	0	1,500,000
Land Acquisition	0	150,000	0	0	0	0	150,000
Total Expenditures	0	1,850,000	0	0	0	0	1,850,000

Project Name Sludge Disp/Earth Complex

Project Number	SW02006
Project Description/ Justification	This project provides funds for sludge disposal equipment and support facilities to prepare sludge for disposal at the Earth Complex and/or the Maxson Wastewater Treatment Plant. Any reprogrammed dollars to be used for Architecture & Engineering, Land Acquisition, and Construction for FY21 will be funded by Capital Pay-Go Sewer. FY21 will be funded by Capital Pay-Go Sewer and a Water Infrastructure Financing and Innovation Act (WIFIA) loan.
Operating Budget Impact	None
Council District	6
Project Spend to Date	77,519

Project Detail • Current Year

	Carry Forward	FY 2021
REVENUE SOURCES		
Capital PAY GO	5,700,000	15,000,000
Total Revenues	5,700,000	15,000,000
EXPENDITURE TYPES		
Architecture and Engineering	388,975	0
Contract Construction	5,311,025	15,000,000
Total Expenditures	5,700,000	15,000,000

Project Detail • 5 Year Summary

	Carry Forward	FY 2021	FY 2022	FY 2023	FY 2024	FY 2025	Total
REVENUE SOURCES							
Capital PAY GO	5,700,000	15,000,000	4,700,000	500,000	500,000	500,000	26,900,000
Total Revenues	5,700,000	15,000,000	4,700,000	500,000	500,000	500,000	26,900,000
EXPENDITURE TYPES							
Architecture and Engineering	388,975	0	0	0	0	0	388,975
Contract Construction	5,311,025	15,000,000	4,700,000	500,000	500,000	500,000	26,511,025
Total Expenditures	5,700,000	15,000,000	4,700,000	500,000	500,000	500,000	26,900,000

Project Name	Covered Anaerobic Lagoon
Project Number	SW02011
Project Description/ Justification	This project is for covering the remaining anaerobic sludge lagoons at wastewater treatment plants, expanding/renovating the existing dewatering/sludge handling/processing facilities and upgrading the maintenance facilities. These upgrades are in response to Federal/State mandates. Any reprogrammed dollars to be used for Architecture & Engineering, Land Acquisition, and Construction for FY21 will be funded by Capital Pay Go-Sewer. FY21 will be funded by Capital Pay Go-Sewer and a Water Infrastructure Financing and Innovation Act (WIFIA) loan.
Operating Budget Impact	None
Council District	N/A
Project Spend to Date	17,248,161

Project Detail • Current Year

	Carry Forward	FY 2021
REVENUE SOURCES		
Capital PAY GO	27,800,000	8,000,000
Total Revenues	27,800,000	8,000,000
EXPENDITURE TYPES		
Architecture and Engineering	2,099,530	0
Contract Construction	25,700,470	8,000,000
Total Expenditures	27,800,000	8,000,000

Project Detail • 5 Year Summary

	Carry Forward	FY 2021	FY 2022	FY 2023	FY 2024	FY 2025	Total
REVENUE SOURCES							
Capital PAY GO	27,800,000	8,000,000	8,000,000	0	0	0	43,800,000
Total Revenues	27,800,000	8,000,000	8,000,000	0	0	0	43,800,000
EXPENDITURE TYPES							
Architecture and Engineering	2,099,530	0	0	0	0	0	2,099,530
Contract Construction	25,700,470	8,000,000	8,000,000	0	0	0	41,700,470
Total Expenditures	27,800,000	8,000,000	8,000,000	0	0	0	43,800,000

Project Name South Plant Expansion

Project Number	SW02033
Project Description/ Justification	This project provides funds for the construction of additional primary clarifiers, blowers, ABF Towers, final clarifiers, screens, and additional ancillary structures/ facilities as needed to meet Federal and State requirements. Any reprogrammed dollars to be used for Architecture & Engineering or Construction for FY21 will be funded by Capital Pay Go-Sewer. FY21 will be funded by Capital Pay Go-Sewer, Tennessee State Revolving Loan Fund and Water Infrastructure Finance and Innovation Act (WIFIA) program funds. Estimated completion date is FY24.
Operating Budget Impact	None
Council District	6
Project Spend to Date	67,775,704

Project Detail • Current Year

	Carry Forward	FY 2021
REVENUE SOURCES		
Capital PAY GO	147,180,523	20,500,000
Total Revenues	147,180,523	20,500,000
EXPENDITURE TYPES		
Architecture and Engineering	139,217,068	19,500,000
Contract Construction	6,913,455	1,000,000
Furniture Fixture Equipment	600,000	0
Information Technology	450,000	0
Total Expenditures	147,180,523	20,500,000

Project Detail • 5 Year Summary

	Carry Forward	FY 2021	FY 2022	FY 2023	FY 2024	FY 2025	Total
REVENUE SOURCES							
Capital PAY GO	147,180,523	20,500,000	20,500,000	17,000,000	0	0	205,180,523
Total Revenues	147,180,523	20,500,000	20,500,000	17,000,000	0	0	205,180,523
EXPENDITURE TYPES							
Architecture and Engineering	139,217,068	19,500,000	19,500,000	16,000,000	0	0	194,217,068
Contract Construction	6,913,455	1,000,000	1,000,000	1,000,000	0	0	9,913,455
Furniture Fixture Equipment	600,000	0	0	0	0	0	600,000
Information Technology	450,000	0	0	0	0	0	450,000
Total Expenditures	147,180,523	20,500,000	20,500,000	17,000,000	0	0	205,180,523

Project Name	Environmental Maint Relocation
Project Number	SW04007
Project Description/ Justification	This project carries forward the FY20 allocation of funds to relocate the Environmental Maintenance service center and its ancillary operations. Any reprogrammed dollars to be used for Architecture & Engineering, Land Acquisition, FF&E, IT and Construction for FY21 will be funded by Capital Pay Go-Sewer.
Operating Budget Impact	None
Council District	Various
Project Spend to Date	1,423,964

Project Detail • Current Year

	Carry Forward	FY 2021
REVENUE SOURCES		
Capital PAY GO	11,289,811	600,000
Total Revenues	11,289,811	600,000
EXPENDITURE TYPES		
Architecture and Engineering	900,000	100,000
Contract Construction	8,500,000	500,000
Furniture Fixture Equipment	600,000	0
Information Technology	450,000	0
Land Acquisition	839,811	0
Total Expenditures	11,289,811	600,000

Project Detail • 5 Year Summary

	Carry Forward	FY 2021	FY 2022	FY 2023	FY 2024	FY 2025	Total
REVENUE SOURCES							
Capital PAY GO	11,289,811	600,000	0	0	0	0	11,889,811
Total Revenues	11,289,811	600,000	0	0	0	0	11,889,811
EXPENDITURE TYPES							
Architecture and Engineering	900,000	100,000	0	0	0	0	1,000,000
Contract Construction	8,500,000	500,000	0	0	0	0	9,000,000
Furniture Fixture Equipment	600,000	0	0	0	0	0	600,000
Information Technology	450,000	0	0	0	0	0	450,000
Land Acquisition	839,811	0	0	0	0	0	839,811
Total Expenditures	11,289,811	600,000	0	0	0	0	11,889,811

Project Name Stiles Plant Modification

Project Number	SW04009
Project Description/ Justification	This project is a coverline and provides funds for the construction of additional treatment facilities, modification of existing treatment facilities, and ancillary structures/facilities as needed to meet Federal/State requirements. Any reprogrammed dollars to be used for Architecture & Engineering or Construction for FY21 will be funded by Capital Pay-Go Sewer. FY21 will be funded by Capital Pay-Go Sewer.
Operating Budget Impact	None
Council District	Various
Project Spend to Date	13,069,322

Project Detail • Current Year

	Carry Forward	FY 2021
REVENUE SOURCES		
Capital PAY GO	12,208,209	15,000,000
Total Revenues	12,208,209	15,000,000
EXPENDITURE TYPES		
Architecture and Engineering	3,100,000	0
Contract Construction	8,708,209	15,000,000
Furniture Fixture Equipment	400,000	0
Total Expenditures	12,208,209	15,000,000

Project Detail • 5 Year Summary

	Carry Forward	FY 2021	FY 2022	FY 2023	FY 2024	FY 2025	Total
REVENUE SOURCES							
Capital PAY GO	12,208,209	15,000,000	15,000,000	15,000,000	15,000,000	15,000,000	87,208,209
Total Revenues	12,208,209	15,000,000	15,000,000	15,000,000	15,000,000	15,000,000	87,208,209
EXPENDITURE TYPES							
Architecture and Engineering	3,100,000	0	0	0	0	0	3,100,000
Contract Construction	8,708,209	15,000,000	15,000,000	15,000,000	15,000,000	15,000,000	83,708,209
Furniture Fixture Equipment	400,000	0	0	0	0	0	400,000
Total Expenditures	12,208,209	15,000,000	15,000,000	15,000,000	15,000,000	15,000,000	87,208,209

Project Name	Stiles WWTF Biosolids Upgrades
Project Number	SW04011
Project Description/ Justification	This project is for the removal and/or disposal of digested biosolids, construction of additional treatment facilities, modification of existing treatment facilities, and ancillary structures/facilities as needed to meet Federal/State requirements. Any reprogrammed dollars to be used for Architecture & Engineering or Construction for FY21 will be funded by Capital Pay-Go Sewer. FY21 will be funded by Capital Pay-Go Sewer.
Operating Budget Impact	None
Council District	Various
Project Spend to Date	0

Project Detail • Current Year

	Carry Forward	FY 2021
REVENUE SOURCES		
Capital PAY GO	15,000,000	24,000,000
Total Revenues	15,000,000	24,000,000
EXPENDITURE TYPES		
Architecture and Engineering	1,000,000	1,000,000
Contract Construction	14,000,000	23,000,000
Total Expenditures	15,000,000	24,000,000

Project Detail • 5 Year Summary

	Carry Forward	FY 2021	FY 2022	FY 2023	FY 2024	FY 2025	Total
REVENUE SOURCES							
Capital PAY GO	15,000,000	24,000,000	25,000,000	25,000,000	25,000,000	10,000,000	124,000,000
Total Revenues	15,000,000	24,000,000	25,000,000	25,000,000	25,000,000	10,000,000	124,000,000
EXPENDITURE TYPES							
Architecture and Engineering	1,000,000	1,000,000	0	0	0	0	2,000,000
Contract Construction	14,000,000	23,000,000	25,000,000	25,000,000	25,000,000	10,000,000	122,000,000
Total Expenditures	15,000,000	24,000,000	25,000,000	25,000,000	25,000,000	10,000,000	124,000,000

Project Name Sewer Assessment and Rehab

Project Number	SW05001
Project Description/ Justification	Service area wide sanitary sewer condition assessment and rehabilitation program in response to Federal/State mandates. Funding will be from Tennessee State Revolving Loan Fund, Sewer Revenue Bonds and Capital Pay Go-Sewer. Any reprogrammed dollars to be used for FY21 will be funded by Tennessee State Revolving Loan Fund, Sewer Revenue Bonds and Capital Pay Go-Sewer.
Operating Budget Impact	None
Council District	Various
Project Spend to Date	136,984,081

Project Detail • Current Year

	Carry Forward	FY 2021
REVENUE SOURCES		
Capital PAY GO	31,333,151	30,000,000
Sewer Revenue Bonds	0	20,000,000
Total Revenues	31,333,151	50,000,000
EXPENDITURE TYPES		
Architecture and Engineering	25,333,151	50,000,000
Contract Construction	6,000,000	0
Total Expenditures	31,333,151	50,000,000

Project Detail • 5 Year Summary

	Carry Forward	FY 2021	FY 2022	FY 2023	FY 2024	FY 2025	Total
REVENUE SOURCES							
Capital PAY GO	31,333,151	30,000,000	0	15,000,000	30,000,000	30,000,000	136,333,151
Sewer Revenue Bonds	0	20,000,000	50,000,000	35,000,000	0	0	105,000,000
Total Revenues	31,333,151	50,000,000	50,000,000	50,000,000	30,000,000	30,000,000	241,333,151
EXPENDITURE TYPES							
Architecture and Engineering	25,333,151	50,000,000	50,000,000	50,000,000	30,000,000	30,000,000	235,333,151
Contract Construction	6,000,000	0	0	0	0	0	6,000,000
Total Expenditures	31,333,151	50,000,000	50,000,000	50,000,000	30,000,000	30,000,000	241,333,151

Current Year Division Summary

	Carry Forward	FY 2021
REVENUE SOURCES		
Capital PAY GO	9,011,574	10,650,000
Total Revenues	9,011,574	10,650,000
EXPENDITURE TYPES		
Contract Construction	6,688,168	8,500,000
Land Acquisition	300,000	300,000
Architecture and Engineering	2,023,406	1,850,000
Total Expenditures	9,011,574	10,650,000

Five Year Division Summary

	Carry Forward	FY 2021	FY 2022	FY 2023	FY 2024	FY 2025	Total
REVENUE SOURCES							
Capital PAY GO	9,011,574	10,650,000	9,100,000	8,400,000	8,400,000	8,400,000	53,961,574
Total Revenues	9,011,574	10,650,000	9,100,000	8,400,000	8,400,000	8,400,000	53,961,574
EXPENDITURE TYPES							
Architecture and Engineering	2,023,406	1,850,000	1,800,000	1,600,000	1,600,000	1,600,000	10,473,406
Contract Construction	6,688,168	8,500,000	7,000,000	6,500,000	6,500,000	6,500,000	41,688,168
Land Acquisition	300,000	300,000	300,000	300,000	300,000	300,000	1,800,000
Total Expenditures	9,011,574	10,650,000	9,100,000	8,400,000	8,400,000	8,400,000	53,961,574

Storm Water • Summary by Project

Reference Number	Project Number	Project Name	Carry Forward	FY 2021	FY 2022	FY 2023	FY 2024	FY 2025	Total
1	ST02001	Design - ST Coverline	4,084,249	5,550,000	5,550,000	5,550,000	5,550,000	5,550,000	31,834,249
2	ST03205	Drainage - ST Coverline	3,113,295	0	0	0	0	0	3,113,295
3	ST03207	Flood Control - ST Coverline	364,030	3,750,000	2,200,000	1,500,000	1,500,000	1,500,000	10,814,030
4	ST03211	Curb & Gutter Misc Loc	0	500,000	500,000	500,000	500,000	500,000	2,500,000
5	ST03214	Flood Mitgn Land Acq Coverline	350,000	350,000	350,000	350,000	350,000	350,000	2,100,000
6	ST03216	Bridge Repair ST	500,000	500,000	500,000	500,000	500,000	500,000	3,000,000
7	ST03217	Bartlett Rd/Fletcher - Storm	600,000	0	0	0	0	0	600,000
Total All Projects			9,011,574	10,650,000	9,100,000	8,400,000	8,400,000	8,400,000	53,961,574

Project Name Design - ST Coverline

Project Number	ST02001
Project Description/ Justification	This project covers the costs for improvements to the existing drainage system, proposed new drainage projects, and the development of Drainage Master Plans throughout the City. All funding allocated for this project in FY21 should be appropriated to complete the tasks identified in the project description by June 2021.
Operating Budget Impact	None
Council District	Various
Project Spend to Date	0

Project Detail • Current Year

	Carry Forward	FY 2021
REVENUE SOURCES		
Capital PAY GO	4,084,249	5,550,000
Total Revenues	4,084,249	5,550,000
EXPENDITURE TYPES		
Architecture and Engineering	1,723,406	1,550,000
Contract Construction	2,360,843	4,000,000
Total Expenditures	4,084,249	5,550,000

Project Detail • 5 Year Summary

	Carry Forward	FY 2021	FY 2022	FY 2023	FY 2024	FY 2025	Total
REVENUE SOURCES							
Capital PAY GO	4,084,249	5,550,000	5,550,000	5,550,000	5,550,000	5,550,000	31,834,249
Total Revenues	4,084,249	5,550,000	5,550,000	5,550,000	5,550,000	5,550,000	31,834,249
EXPENDITURE TYPES							
Architecture and Engineering	1,723,406	1,550,000	1,550,000	1,550,000	1,550,000	1,550,000	9,473,406
Contract Construction	2,360,843	4,000,000	4,000,000	4,000,000	4,000,000	4,000,000	22,360,843
Total Expenditures	4,084,249	5,550,000	5,550,000	5,550,000	5,550,000	5,550,000	31,834,249

Project Name Drainage - ST Coverline

Project Number	ST03205
Project Description/ Justification	This project is for improvements to existing drainage systems and new projects identified by Drainage Master Plans throughout the City. Funding allocated to this project in FY21 should be appropriated to active construction projects by June 2021.
Operating Budget Impact	None
Council District	Various
Project Spend to Date	0

Project Detail • Current Year

	Carry Forward	FY 2021
REVENUE SOURCES		
Capital PAY GO	3,113,295	0
Total Revenues	3,113,295	0
EXPENDITURE TYPES		
Contract Construction	3,113,295	0
Total Expenditures	3,113,295	0

Project Detail • 5 Year Summary

	Carry Forward	FY 2021	FY 2022	FY 2023	FY 2024	FY 2025	Total
REVENUE SOURCES							
Capital PAY GO	3,113,295	0	0	0	0	0	3,113,295
Total Revenues	3,113,295	0	0	0	0	0	3,113,295
EXPENDITURE TYPES							
Contract Construction	3,113,295	0	0	0	0	0	3,113,295
Total Expenditures	3,113,295	0	0	0	0	0	3,113,295

Project Name	Flood Control - ST Coverline
Project Number	ST03207
Project Description/ Justification	This project will provide funds for the rehabilitation of existing flood control pumping stations. Funding allocated to this project in FY21 should be appropriated to active construction projects by June 2021.
Operating Budget Impact	None
Council District	Various
Project Spend to Date	0

Project Detail • Current Year

	Carry Forward	FY 2021
REVENUE SOURCES		
Capital PAY GO	364,030	3,750,000
Total Revenues	364,030	3,750,000
EXPENDITURE TYPES		
Architecture and Engineering	250,000	250,000
Contract Construction	114,030	3,500,000
Total Expenditures	364,030	3,750,000

Project Detail • 5 Year Summary

	Carry Forward	FY 2021	FY 2022	FY 2023	FY 2024	FY 2025	Total
REVENUE SOURCES							
Capital PAY GO	364,030	3,750,000	2,200,000	1,500,000	1,500,000	1,500,000	10,814,030
Total Revenues	364,030	3,750,000	2,200,000	1,500,000	1,500,000	1,500,000	10,814,030
EXPENDITURE TYPES							
Architecture and Engineering	250,000	250,000	200,000	0	0	0	700,000
Contract Construction	114,030	3,500,000	2,000,000	1,500,000	1,500,000	1,500,000	10,114,030
Total Expenditures	364,030	3,750,000	2,200,000	1,500,000	1,500,000	1,500,000	10,814,030

Project Name Curb & Gutter Misc Loc

Project Number	ST03211
Project Description/Justification	This project will provide funds for the repair and replacement of curbs and gutters throughout the City.
Operating Budget Impact	None
Council District	Various
Project Spend to Date	172,569

Project Detail • Current Year

	Carry Forward	FY 2021
REVENUE SOURCES		
Capital PAY GO	0	500,000
Total Revenues	0	500,000
EXPENDITURE TYPES		
Contract Construction	0	500,000
Total Expenditures	0	500,000

Project Detail • 5 Year Summary

	Carry Forward	FY 2021	FY 2022	FY 2023	FY 2024	FY 2025	Total
REVENUE SOURCES							
Capital PAY GO	0	500,000	500,000	500,000	500,000	500,000	2,500,000
Total Revenues	0	500,000	500,000	500,000	500,000	500,000	2,500,000
EXPENDITURE TYPES							
Contract Construction	0	500,000	500,000	500,000	500,000	500,000	2,500,000
Total Expenditures	0	500,000	500,000	500,000	500,000	500,000	2,500,000

Project Name	Flood Mitgn Land Acq Coverline
Project Number	ST03214
Project Description/ Justification	This project will provide funds to acquire properties to migrate flooding within the surrounding area. Funding allocated to this project in FY21 should be appropriated to complete the land acquisition of properties for flood mitigation by June 2021.
Operating Budget Impact	None
Council District	Various
Project Spend to Date	0

Project Detail • Current Year

	Carry Forward	FY 2021
REVENUE SOURCES		
Capital PAY GO	350,000	350,000
Total Revenues	350,000	350,000
EXPENDITURE TYPES		
Architecture and Engineering	50,000	50,000
Land Acquisition	300,000	300,000
Total Expenditures	350,000	350,000

Project Detail • 5 Year Summary

	Carry Forward	FY 2021	FY 2022	FY 2023	FY 2024	FY 2025	Total
REVENUE SOURCES							
Capital PAY GO	350,000	350,000	350,000	350,000	350,000	350,000	2,100,000
Total Revenues	350,000	350,000	350,000	350,000	350,000	350,000	2,100,000
EXPENDITURE TYPES							
Architecture and Engineering	50,000	50,000	50,000	50,000	50,000	50,000	300,000
Land Acquisition	300,000	300,000	300,000	300,000	300,000	300,000	1,800,000
Total Expenditures	350,000	350,000	350,000	350,000	350,000	350,000	2,100,000

Project Name Bridge Repair ST

Project Number	ST03216
Project Description/ Justification	This project is for storm water-related repairs and improvements to the City’s 350 existing bridges. Two to three major projects and several smaller projects are expected each year. The types of projects anticipated include channel improvements to enhance storm water flow, rip rap placement, and scour protection. All funding allocated for this project in FY21 should be appropriated to active construction projects by June 2021.
Operating Budget Impact	None
Council District	Various
Project Spend to Date	0

Project Detail • Current Year

	Carry Forward	FY 2021
REVENUE SOURCES		
Capital PAY GO	500,000	500,000
Total Revenues	500,000	500,000
EXPENDITURE TYPES		
Contract Construction	500,000	500,000
Total Expenditures	500,000	500,000

Project Detail • 5 Year Summary

	Carry Forward	FY 2021	FY 2022	FY 2023	FY 2024	FY 2025	Total
REVENUE SOURCES							
Capital PAY GO	500,000	500,000	500,000	500,000	500,000	500,000	3,000,000
Total Revenues	500,000	500,000	500,000	500,000	500,000	500,000	3,000,000
EXPENDITURE TYPES							
Contract Construction	500,000	500,000	500,000	500,000	500,000	500,000	3,000,000
Total Expenditures	500,000	500,000	500,000	500,000	500,000	500,000	3,000,000

Project Name	Bartlett Rd/Fletcher - Storm
Project Number	ST03217
Project Description/ Justification	This project is to provide funding for improvements to Bartlett Road that will create a three-lane roadway. This is due in large part to the previous widening of Raleigh-LaGrange Road and the scheduled widening of Summer Avenue by TDOT, which is expected to create an increase in traffic on Bartlett Road. The bridge near Fletcher Creek is also in need of replacement. Adjustments to the channel are required to conform to the Fletcher Creek Storm Water Project that began in FY13.
Operating Budget Impact	None
Council District	1
Project Spend to Date	0

Project Detail • Current Year

	Carry Forward	FY 2021
REVENUE SOURCES		
Capital PAY GO	600,000	0
Total Revenues	600,000	0
EXPENDITURE TYPES		
Contract Construction	600,000	0
Total Expenditures	600,000	0

Project Detail • 5 Year Summary

	Carry Forward	FY 2021	FY 2022	FY 2023	FY 2024	FY 2025	Total
REVENUE SOURCES							
Capital PAY GO	600,000	0	0	0	0	0	600,000
Total Revenues	600,000	0	0	0	0	0	600,000
EXPENDITURE TYPES							
Contract Construction	600,000	0	0	0	0	0	600,000
Total Expenditures	600,000	0	0	0	0	0	600,000



SIGNIFICANT ONGOING PROJECTS

The City of Memphis is proud to highlight our significant ongoing projects in the City's effort to continue to enrich the lives of all Memphians.

Renasant Convention Center

Formerly the “Memphis Cook Convention Center,” this venue was the 18th largest in the country when it opened in 1974, but now it’s not even in the top 125 in size.



As part of the Bicentennial Gateway Project, the City of Memphis proposes major changes to the 46-year-old center’s exterior and interior appearance. It’s intended to meld seamlessly with the last significant expansion, a 2003 project that replaced the historic Ellis Auditorium with the Cannon Center for the Performing Arts and new ballrooms and meeting space.

The \$200 million project is more than an expansion and renovation. It’s a transformation of the building’s interior and exterior — the upgrade will keep Memphis on the map for meetings and conventions. Located in downtown Memphis, every square inch of the convention center will be touched by this project, bringing high-end finishes and modern amenities that are not only desired by meeting planners and their delegates, but also necessary to compete for bookings and business.

The project will make the Center’s largely concrete exterior shell more modern-looking with metal panels and metal column wraps, glass curtain walls, and some exposed steel structure. A brick veneer on the west side will conceal lower-level parking garages. Walls of glass and steel will bring more light into the exhibit hall and other interior spaces, including breakout meeting rooms. Plans call for the west side of the building to be reshaped with a new concourse, new meeting rooms, and several open-air balconies and terraces.

In the 125,000-square-foot main exhibition hall, new retractable ceiling lights and additional material upgrades will allow for a 40,000-square-foot secondary hall to be carved out from the west end. The number of breakout rooms will also be expanded from the current 30 to 52.



Access to the building will be updated with the addition of a new grand entrance and a new sky bridge. The new grand entrance will open to the Main Street Trolley Station and neighboring Sheraton Memphis Downtown Hotel. The sky bridge will connect the convention center to the Sheraton Hotel. Back-of-house access will also be improved with a redesign of the loading docks.

The collective vision will expand the footprint of the building with outdoor terraces and glass-enclosed concourses and meeting spaces that embrace the river and skyline views, while adding valuable square footage that includes additional breakout meeting rooms. The completed project will allow the Memphis Convention and Visitors Bureau to pursue new meeting and convention opportunities. The transformation of this facility will aid the City in sustaining and augmenting the tourism and hospitality industry's impressive annual economic impact.

Through an extraordinary effort of long-range planning with meeting planners and groups that utilize space in the building annually, the Renasant Convention Center will continue to host events and open for business during the renovation timetable.

Projected to be completed by Fall 2020, this game-changing project for the tourism industry will be financed by out-of-town visitors through the hotel/motel tax, Tourism Development Zone (TDZ) funds, and a \$175 million General Obligation Bonds issuance.



Bicentennial Gateway Project

"Named for the City's 200th birthday in 2019"



The program is called the Memphis Bicentennial Gateway Project in honor of the 200th anniversary of Memphis, which occurred in 2019.

The concept envisions how Memphis' riverfront can become a connective network that ties together people, the City, and the Mississippi River for collective benefit. The concept outlines a number of projects and programs intended to activate the Riverfront, including projects around Tom Lee Park, Fourth Bluff/Civic Commons, Mud Island, and others.

The plan's four listed goals are:

- **History/character:** Build on the unique history and texture of the Pinch District while maintaining a sense of place.
- **Mixed Use:** Create a place that encourages a vibrant mix of uses, including retail, office, residential, commercial, and hospitality.

- **Walkable Neighborhood:** Planned in order to allow and encourage walkable, pedestrian-oriented spaces and streets.
- **Connected:** Reinforce connections to St. Jude Children's Research Hospital, the Renasant Convention Center, Bass Pro Shops and the Uptown District.

The City and Shelby County committed to spending \$25 million in TDZ and tax increment financing (TIF) funds on qualified public uses in the surrounding area, in addition to the \$12 million St. Jude is receiving from the State. The improvements include no use of general or capital improvement funds.

TDZ financing utilizes the increment on sales taxes generated within a bounded area after a baseline year to fund the development of a destination facility (also known as a “Qualified Public Use Facility” or QPUF). Costs associated with the development of the QPUF are the only eligible expenditures for TDZ proceeds.

The Bicentennial Gateway Project plans to tie together several large developments already in the works: St. Jude’s expansion, the convention center revamp, Pinch and Uptown District improvements, and redevelopment of Mud Island River Park and the riverfront.

The ultimate goal is to develop a renewed sense of arrival for people entering Tennessee from the Hernando DeSoto Bridge—Tennessee’s most traveled gateway. The project could drastically improve the view for the more than 40 million people who cross over the Hernando DeSoto Bridge every year.

The Pinch District will be the first phase.

The area of North Memphis commonly known as the “Pinch District” is one of the most historically relevant places in the city. Located in downtown Memphis, the Pinch District is roughly bordered by the Wolf River lagoon on the west, Market Street on the south, Danny Thomas Boulevard on the east, and A.W. Willis Avenue on the north. It was the first busi-

ness district in Memphis and has played an important role in local immigration since the early 19th century.

World War II greatly changed the dynamic of the Pinch District. America’s post-war affluence, along with opportunities provided by the G.I. Bill, led many young families to relocate to the eastern parts of the city. While family businesses initially remained in the area, they soon followed the residents toward East Memphis. The once vibrant Pinch District quickly deteriorated and was devoid of significant commercial development for many years.

Since the late 1980s, however, gradual urban renewal has changed the character of the neighborhood. Endeavors such as the construction of the former Pyramid Arena (now Bass Pro Shops) and the development of downtown trolley lines revitalized the area. As a result, popular restaurants and bars now distinguish the Pinch District, and developers have recognized it as a promising area for the construction of new residences such as condominiums and townhouses.

The pedestrian bridge connecting Bass Pro Shops to the Pinch District will be the City’s first major infrastructure project associated with the Bicentennial Gateway.



APPENDIX

This Appendix includes a Glossary of terms and acronyms that will help you understand the technical language often used in the Capital Improvement Budget Plan. Glossary terms are listed alphabetically and include a brief description and an acronym, as applicable. A complete list of acronyms follows the Glossary.

Glossary of Terms

A

Acquisition. Obtaining land, existing buildings, or equipment and vehicles. The Public Works Division uses the following definition: Right-of-Way/Acquisitions consist of right-of-way costs for capital projects, including appraisal, survey services, and research.

Adoption. A formal action taken by the Memphis City Council that sets the spending limits for the fiscal year.

Allocation. The expenditure amount planned for a particular project or service that requires additional legislative action, or “appropriation,” before expenditures are authorized.

Americans with Disabilities Act (ADA). The ADA is a civil rights law that prohibits discrimination against individuals with disabilities in all areas of public life, including jobs, schools, transportation, and all public and private places that are open to the general public. The purpose of the law is to make sure that people with disabilities have the same rights and opportunities as everyone else.

Appropriation. A legal authorization granted by the City’s legislative authority (the City Council) to make expenditures and incur obligations for specific purposes.

Architecture/Engineering (A&E). Fees associated with the art/science and technology concerned with designing and building structures.

B

Budget. A comprehensive financial plan.

C

Capital Acquisition. The purchase of assets such as vehicles, equipment, inventory, and software.

Capital Fund. A capital projects fund is used in governmental accounting to track the financial resources used to acquire and/or construct a major capital asset. Once the asset has been completed, it is then capitalized and added to a municipality’s assets inventory.

Capital Improvement Project (CIP). A capital improvement is generally a large construction project such as the development of park land, the construction of an overpass, the installation of a traffic signal, the acquisition of land or the construction or remodeling of a City building. Funds for these projects are derived primarily from the issuance of bonds but also water and sewer fees, Regional Transportation Commission taxes, grants and developer impact fees.

Capital Pay Go. This is the practice of financing expenditures with funds that are currently available rather than borrowed.

Carryforward. Unspent allocations of CIP projects from a previous year’s approved CIP plan that were not completed. As a result, the funds could not be appropriated within that year and therefore need to be “carried forward” to the current year’s budget.

Community Development Block Grant (CDBG). An annual grant to local governments from the U.S. Department of Housing and Urban Development to support economic development projects, housing and services in low-income neighborhoods.

Congestion Mitigation & Quality Air Improvement Program (CMQA). An amendment to the Clean Air Act. This program was implemented to support surface transportation projects and other related efforts that contribute air quality improvements and provide congestion relief.

D

Demolition. The destruction and removal of some or all of an existing structure.

E

Easement. A right to use the real property of another without possessing it.

Economic Development. Investment of resources to create financial self-sufficiency and prosperity in a community, including the industrial, commercial and service sectors.

F

Fund. A fiscal and accounting entity with a self-balancing set of accounts to record revenues and expenditures. For more information about funds, refer to the User’s Guide section of the Budget Document.

Furniture, Fixtures & Equipment (FF&E). Movable, tangible property that have no permanent connection to the structure of a building or utilities.

G

General Obligation (G.O.) Bond. This type of bond is backed by the full faith, credit and taxing power of the government.

Government Finance Officers Association (GFOA) Distinguished Budget Award. Highest form of recognition in governmental budgeting. Its attainment represents a significant accomplishment by the management, staff and elected officials of recipients. Budgets are evaluated for effectiveness as a policy document, a financial plan, an operations guide and as a communication device.

H

Highway Safety Improvement Program (HSIP). A plan to achieve reduction in traffic fatalities and serious injuries on all public roads.

I

Infrastructure. Facilities that support the continuance and growth of a community. Examples include roads, water lines, sewers, public buildings, and parks.

M

Master Plan. A plan prepared to specify and coordinate the provision of one or more infrastructure systems and related services.

Memphis Area Transit Authority (MATA). Public transportation provider that is managed by a seven-

member policy board appointed by the Mayor and approved by the Memphis City Council.

O

Operating Budget. That portion of a budget that deals with recurring expenditures such as salaries, electric bills, postage, printing, paper supplies, and gasoline.

R

Revenues. Total amounts available for appropriation including estimated income, fund transfers and beginning fund balance. Financial resources are received from taxes, user charges and other levels of government.

Right-of-Way (ROW). The right given to another to pass along a specific route through grounds or property belonging to another. ROW is granted by deed or easement for construction and maintenance according to a designated use.

S

Surface Transportation Program (STP). Competitive federal assistance program. This program extends financial resources to municipalities to fund federal highway expenditures.

Acronyms

ADA	Americans with Disabilities Act
CAQ	Capital Acquisition
CIP	Capital Improvement Program
CMAQ	Congestion Mitigation Air Quality Program
CPG	Capital Pay Go
CWSRF	Clean Water State Revolving Fund
FRA	Federal Railroad Administration
FS	Fire Station
FY	Fiscal Year
GO	General Obligation Bonds
HSIP	Highway Safety Improvement Program
MATA	Memphis Area Transit Authority
MOU	Memorandum of Understanding
PSB	Public Safety Building
SCBA	Self-Contained Breathing Apparatus
STBG	Surface Transportation Block Grant
STP	Surface Transportation Program
TAP	Transportation Alternative Program