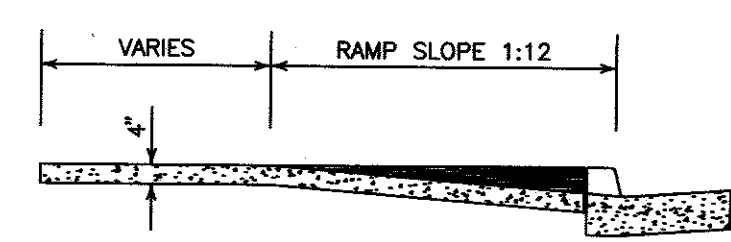
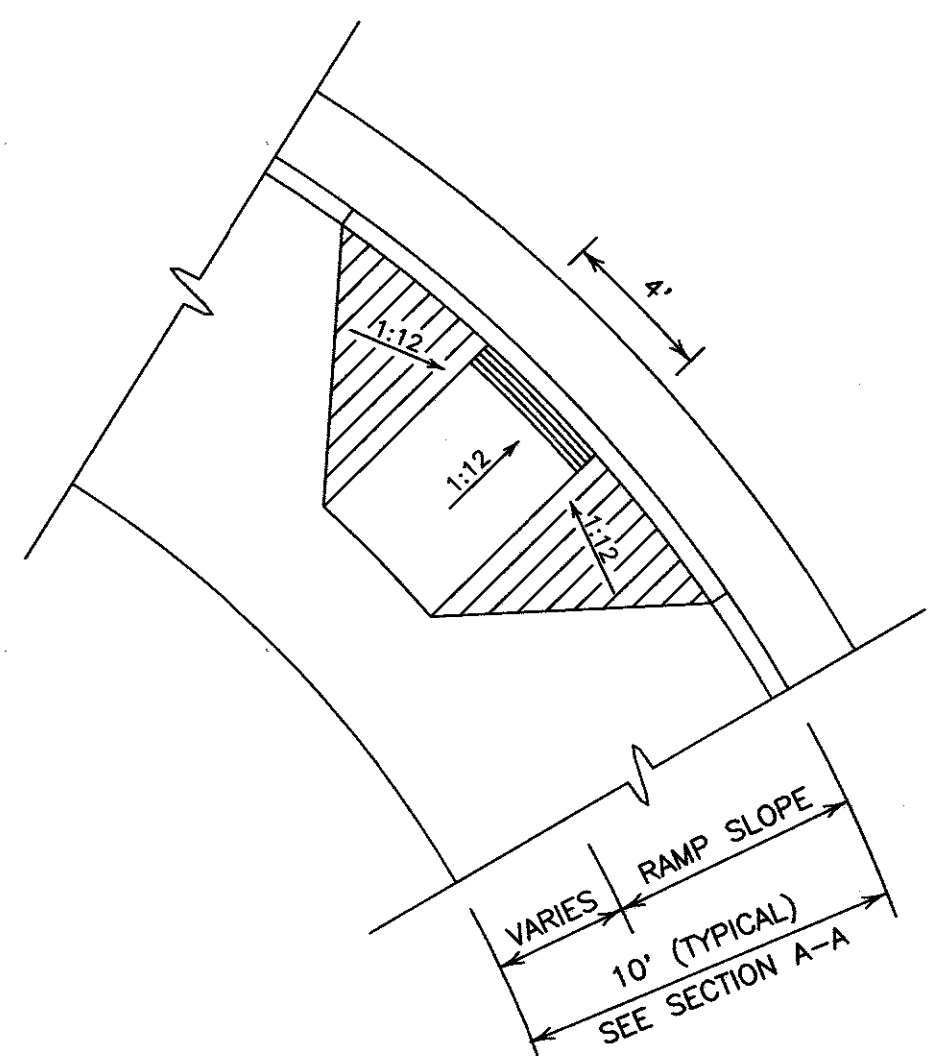
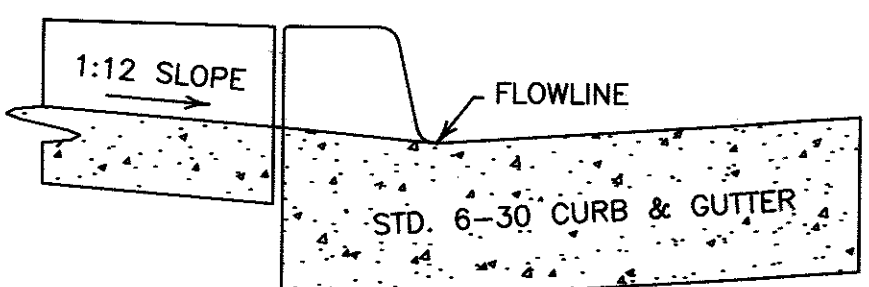
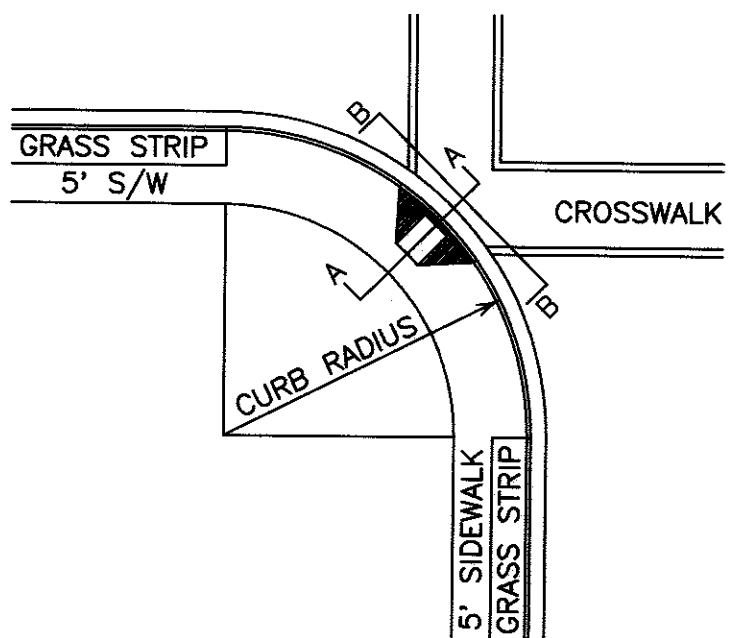
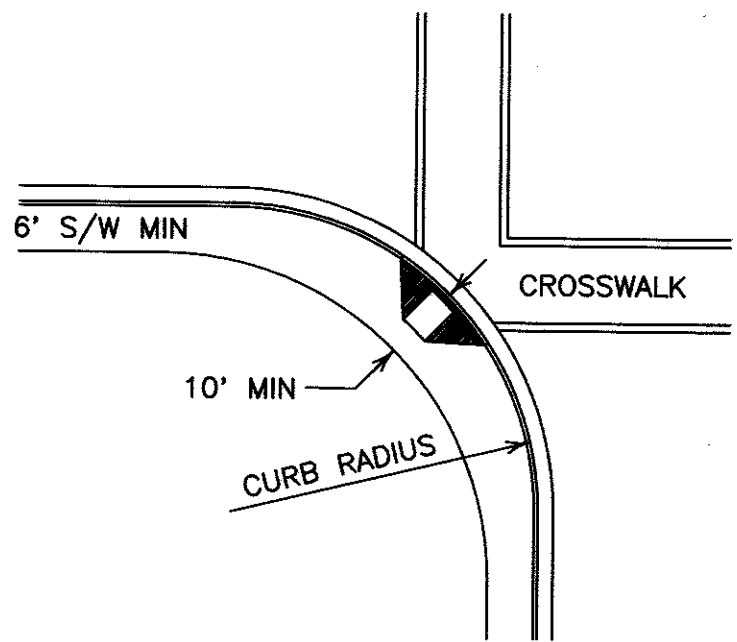
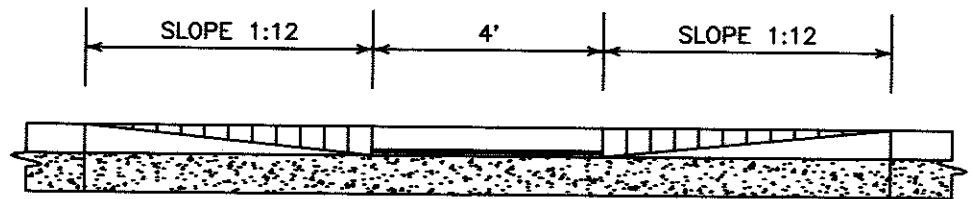


AutoCAD File: STD7 BUREAU: CIVIL DESIGN DRAFTSMAN: J.M.B. DATE: 9/20/93 SCALE: N.T.S.



SECTION A-A
(SEE NOTE FOR METHOD OF PAYMENT)



SECTION B-B

REVISIONS			
NO.	DATE	BY	REMARKS
1.	11-06-00	JTC	SCORING LINES & NOTES ADDED
2.	10-20-05	LRH	REVISED SCORING LINES
3.	03-09-06	LRH	COMPLY WITH UFAS

NOTES

- CURB RAMP ARE TO BE LOCATED AS SHOWN ON THE PLANS, OR AS DIRECTED BY THE ENGINEER.
- SURFACE TEXTURE OF THE RAMP SHALL BE THAT OBTAINED BY A COARSE BROOMING TRANSVERSE TO THE SLOPE OF THE RAMP.
- A MINIMUM OF SIX (6) SCORED LINES SPACED AT 2" CENTERS SHALL BE PLACED TRANSVERSE ON THE RAMP BEGINNING AT THE GUTTER. SCORED LINES SHALL BE PLACED @ 6" CENTERS PARALLEL TO THE RAMP ON THE SIDE SLOPES.
- THE LENGTH OF THE SIDE RAMP SHALL BE DETERMINED BY THE 1:12 (8.3%) MAX. SLOPE AND THE HEIGHT OF THE CURB. SIDEWALK BEHIND THE RAMP SHALL HAVE A CROSS SLOPE OF 1:50 (2.0%) MAX.
- CARE SHALL BE TAKEN TO ASSURE A UNIFORM GRADE ON THE RAMP, FREE OF SAGS AND SHORT GRADE CHANGES.
- DRAINAGE STRUCTURES SHALL NOT BE PLACED IN LINE WITH RAMP.
- THE NORMAL GUTTER LINE PROFILE SHALL BE MAINTAINED THROUGH THE AREA OF THE RAMP.
- COST OF THE LOWERED CURB AND GUTTER TO BE INCLUDED IN THE COST OF COMBINED CURB AND GUTTER.
- COST OF THE CONCRETE RAMP TO BE INCLUDED IN THE PRICE OF CONCRETE SIDEWALK.
- THE CURB RAMP SHALL CONFORM WITH THE CITY OF MEMPHIS STANDARD CONSTRUCTION SPECIFICATIONS. THIS STANDARD CONFORMS TO UFAS REGULATIONS, ANY VARIATION SHALL ALSO CONFORM TO UFAS.

THIS DRAWING SUPERCEDES STANDARD DATED 3-29-94.

CITY OF MEMPHIS
DIVISION OF ENGINEERING

DESIGN STANDARD
FOR
**CURB RAMP FOR
NEW CONSTRUCTION**

Wain Gashis
CITY ENGINEER

3/28/06
DATE

NOTE: THIS STANDARD IS FOR USE WITHIN THE CITY OF MEMPHIS ONLY.